

No more streamers, angel hair or dust for higher quality parts

The Conair DeDuster® C-50 is a throat-mounted dust control separator that removes dust, angel hair and streamers from material just before it enters production. Conair's patented DeDuster is perfect for applications with throughputs up to 50 lbs/hr where processors have problems with black spots or weak spots in parts due to dust and streamers. The DeDuster removes these problems at the throat which results in reduced scrap rates, higher quality parts, and increased profit.

Easy-to-use with a simple on/off switch, feeder speed knob and a clear dust container. The see-through container allows for visual confirmation that streamers and dust are being removed from the resin just before the injection mold machine or extruder. The dust container is easily removed and emptied by hand, without any tools, in less than ten seconds.



Model C-50

Excellent Pellet Cleaning, and Dust Extraction Results

How does it work?

- The inlet of the DeDuster has a variable speed agitator, to reduce bridging, and feed material at a metered rate.
- The venturi design maximizes dust removal performance and minimizes carryover of good product into the dust container.
- Inside the unit, the compressed air is split into two air streams for optimal removal of dust and streamers, and an ionizer is used to release the electrostatic bond between the pellets and the dust.
- The cleaning air blows the removed fines and streamers into a mini-cyclone, which separate them from the air. The separated contaminants are collected in the clear dust container.

▶ Ideal for medical applications

The physics of the venturi, in combination with the strategically placed ionizer ensure that the dust and streamers are separated from the pellets. This is what creates the clean dust-free pellets required for medical and other precise part production.

▶ Compact size for easy retrofitting, and lower stack height

Whether you're planning installation of a new line, or just want to add the DeDuster® to your existing equipment on the molding machine, the 10.25 inch {260 mm} height of the unit is a huge benefit. Adding this small 26 lb {12 kg} DeDuster will eliminate countless bad parts.

▶ Low cost, high benefit investment

For less than the cost of about a month's worth of scrapped parts due to blemishes and imperfections, you can add the DeDuster to your process and greatly reduce the amount of scrapped parts, and increase the percentage of good parts, which increases your bottom line.

▶ Performance you can see

DeDuster performance is highly visible as dust and streamers are collected in the clear collection container. Watch the patented science work, producing better processing and eliminating waste.



- | | |
|-----------------------------------|------------------------------|
| 01 Material inlet | 02 Compressed air supply |
| 03 Power connection (110/220 VAC) | 04 No tools access window |
| 05 Dirty air path | 06 Dust collection container |



Application/Installation

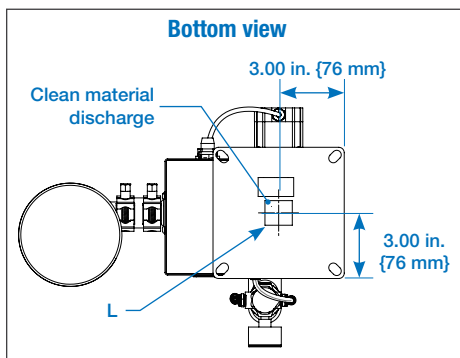
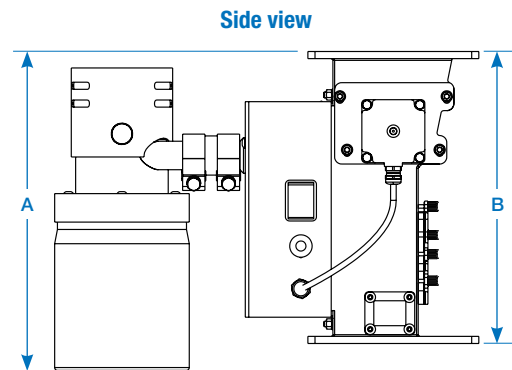
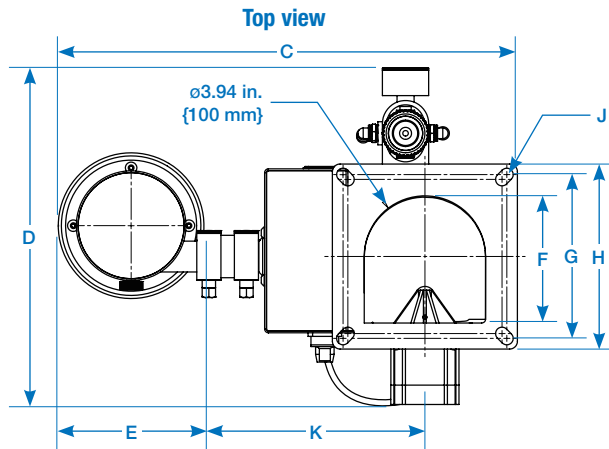
The extremely lightweight C-50 DeDuster® is just 20 lb {9 kg} and requires only 10.25 inches {260 mm} of space between the loader and the dryer, molding machine throat or any other downstream process. The C-50 requires only single phase power and plant compressed air. Material is typically fed by gravity from a hopper loader that has an integrated flapper valve.

The variable speed integrated agitator feeds the material into the DuDuster at a metered rate and is easily adjustable for a wide range of applications by turning the speed control knob. A simple sight glass with a proximity switch mounted below the C-50 DeDuster should be used to stop the vacuum loader above the DeDuster if the process below stops consuming material. The maximum allowable temperature of the material that is processed by the C-50 DeDuster is 150° F {65° C} so it is typically mounted to dryer inlets where the material is cooler than that limit.

- 01 _____
C-50 DeDuster
- 02 _____
Vacuum loader
- 03 _____
Transition hopper
- 04 _____
Sight glass
- 05 _____
Level sensor
- 06 _____
Loader control



Specifications



Model	C-50
Flow rate (pellet throughput)	50 lbs/hr {20 kg/hr} at 30 lbs/ft ³ density 70 lbs/hr {30 kg/hr} at 45 lbs/ft ³ densities
Dimensions inches {mm}	
A - Overall height	11.2 {284}
B - Body height	10.3 {260}
C - Width	14.9 {378}
D - Overall depth	11.0 {279}
E - Filter housing width	4.9 {124}
F - Material inlet	4.3 {109}
G - Bolt pattern (square)*	5.3 {135}
H - Body depth	6.0 {152}
J - Through holes	0.4 x 0.2 {10 x 5}
K - Inlet center line to filter housing	6.5 {165}
L - Material outlet	1.3 x 1.1 {33 x 29}
Approximate weight lb {kg}	
Installed weight	26 {12}
Shipping weight	37 {17}
Available voltages - Approximate full load amps[†]	
110 VAC	0.50
220 VAC	0.25
Compressed air requirements	2.3 CFM {3.4 – 5 m ³ /hr} at 20-30 psi {1.5-2 bar}

Specification Notes

* Top and bottom mounting patterns are the same.

[†] FLA data for reference purposes only. Does not include any options or accessories on equipment. For full FLA detail for power circuit design of specific machines and systems, refer to the electrical diagrams of the equipment order and the nameplate applied to the machine.

Specifications may change without notice. Consult with a Conair representative for the most current information.

