



**PATHWAYS** TO **PROFITABILITY**




**BLEND IT  
COOL IT  
CONVEY IT  
FEED IT  
GRIND IT  
DRY IT  
EXTRUDE IT  
STORE IT**

## PARTS & ACCESSORIES



**1.800.458.1960**

[WWW.CONAIRGROUP.COM](http://WWW.CONAIRGROUP.COM)



## Conair's experienced parts team delivers when you need them most!

### Spare parts: Your uptime is our main concern

Spare parts are important to us because they are important to you! Providing you with the most rugged, reliable and value-priced auxiliary equipment isn't enough. In fact, many auxiliary equipment orders are won and lost over the level of spare parts service provided. That's why we are committed to giving you the highest level of parts service in the industry – the attention you deserve and have come to expect from Conair. We have listened to your comments, your suggestions and your concerns and have taken action.

Your new **Conair Parts Catalog** is a simple-to-use reference guide covering all of your replacement parts and accessory needs. It is presented in an easy-to-read, easy-to-use format to make replacement part ordering fast and easy.

### World-wide coverage

We are where you need us. Twenty-seven parts and service representatives successfully handle more than 700 customer contacts a day. We have an inventory of over 50,000 parts. Nearly all parts are shipped the same day.

From California to Shanghai, you can expect Conair to be there when you need us.

### 24/7 parts and service

Your success is dependent on making high-quality parts day-after-day and shift-after-shift. You need immediate contact with your suppliers if a problem arises. We offer this peace-of-mind service to you. Our Instant Access hotline provides emergency parts ordering and service, 24 hours a day, 7 days a week. You can expect us to keep you up and running.

### Easy, no-hassle ordering

Now you have three convenient ways to place an order:

toll-free: 800.458.1960

fax: 814.432.6228

email: [parts@conairgroup.com](mailto:parts@conairgroup.com)



### In-stock parts

Your plant needs to keep running profitably week-after-week, shift-after-shift. That is why, when you call us for a part, chances are we'll have it in stock and be able to ship it out to you the very same day.

### Same day shipment

When you place an order before 4:00 pm EST (air shipments can be made until 5 pm EST) it is shipped that very day. In an emergency, we will do everything possible to get your part shipped the same day no matter what time you call.

### No minimum order policy

There is no such thing as an order too small. Your order is important to us regardless of it's dollar value.

### Easy to pay

For the fastest service, have a credit card, or a purchase order ready when you call. We accept Visa, MasterCard, and American Express.



### See us on-line

You can browse the entire parts inventory at [www.conairgroup.com](http://www.conairgroup.com).

If you are having difficulty identifying the part you require, see our parts identification guides on-line that can help you determine what part you need. Our online parts catalog is continually updated. Conair's BuyNow site can be used to browse and purchase parts and products you need. You can complete the transaction using a credit card or a purchase order.

### Your parts needs are important to us

Call directly and talk to one of the full time staff of highly trained, experienced professionals who are ready to help you select the parts you need and expedite them to your plant.

If you need help selecting specific parts, provide the model number and serial number of your equipment. Conair cares about providing you with customer service that is second to none.

# Table of Contents

TBC.....	1	Cam Timers.....	124
Filters.....	30	Seals / Rubber Rings.....	125
CFS Water Strainer.....	43	Circuit Breaker Switches.....	130
Heaters.....	45	Magnetic Reed Switch.....	132
Controls.....	59	Sensors.....	133
Pump Seal Kits.....	67	Sight Glasses.....	135
Impellers.....	69	Loading Solenoid Valve Assemblies and Solenoid Valves.....	137
Water Pump Motors.....	70	Air Cylinders.....	142
Pump / Motor Assembly.....	71	BC Fittings.....	146
Chiller Compressors.....	74	Vacuum Manifold.....	150
Cooling / Modulating Solenoid Valves.....	75	Flapper Valves.....	151
Heat Transfer & Chiller Switches.....	78	Loader Cables.....	153
Condenser Fan Blades / Motors.....	79	Vacuum Loader Motors.....	155
Granulator Blades.....	82	Vacuum Pump Motors and Blowers.....	156
Granulator Screens.....	92	Dryer Blowers.....	157
Granulator Rotor Motors.....	102	Gast Blowers.....	158
Granulator Drive Belts.....	103	Handy Hopper Bags / Cones / Flex Throats.....	159
Pelletizer Blades / Knives.....	106	Weigh Bins.....	160
Pelletizer Feedrolls.....	111	Load Cells.....	161
Gearbox Assembly.....	118	TrueBlend / TrueWeigh.....	162
Desiccant Tanks.....	119	Augers.....	163
Desiccant Wheels.....	120	Retrofit Assembly.....	166
Dryer Resistance Temperature Detector (RTD's).....	121	Gear Motors.....	169
Dryer Hose.....	122		




# Table of Contents (continued)

Bed Drive Gears .....	171	Puller Belts.....	210
Overloads / IEC Starters / Magnetic Starters .....	172	Puller Cleats .....	213
Heater Packs.....	175	Extrusion Motors .....	214
Fuses.....	177	Extrusion Tank Pumps / Blowers .....	216
Automation Cylinders .....	183	Extrusion Controls.....	217
Automation Grippers.....	186	Tank Gaskets.....	218
Automation Motors .....	187	Tank Spray Nozzles & Parts.....	221
Automation Shocks.....	188	Tank Fittings .....	222
Automation Solenoids .....	191	Tank Hoses .....	225
Automation Switches.....	191	Tank Valves.....	226
<b>Downstream Extrusion</b>		Tank Floats.....	226
Cutter Blades .....	194	Communication Cables.....	227
TPC Planetary Cutter.....	198	Tank Parts .....	228
Saw Blades.....	202	Tank Thermometer and Debubbler.....	229
Cutter Bushing.....	203	Tank Gauges.....	230
Pinch Roll Parts .....	204	Tank Filters.....	231
MedLine Puller / Cutter Parts.....	205	Air Wipes .....	233
Clutch Brake.....	206	Tank Nozzles, Elbows and Muffler.....	233
Switch & Timing Boards.....	206	RH, LH Ratchet and Clutch Assembly.....	234
ATC Coiler Parts.....	207	MTAC Conveyor Parts .....	238
Puller Timing Belts .....	208	Pre-Skinners.....	239
MedLine Puller / Cutter Belt Gap Readout Kit.....	209	Rollers / Shafts / Pedestals .....	240
Digital Belt Gap Readout Kit.....	209	Tooling - Dies .....	241
		Heat Exchangers.....	242



## Rigid Tubing

Part Number	Tubing OD	Material
2312506508	1-1/4"	Aluminum
2312506504	1-1/4"	Stainless Steel
2315006508	1-1/2"	Aluminum
2315006504	1-1/2"	Stainless Steel
2317506508	1-3/4"	Aluminum
2317506504	1-3/4"	Stainless Steel
2320006508	2"	Aluminum
2320006504	2"	Stainless Steel
2322506508	2-1/4"	Aluminum
2322506504	2-1/4"	Stainless Steel
2325006508	2-1/2"	Aluminum
2325006504	2-1/2"	Stainless Steel
2330006508	3"	Aluminum
2330006504	3"	Stainless Steel
2340006508	4"	Aluminum
2340006504	4"	Stainless Steel




Rigid Tubing

**Note:** Standard 0.065" wall thickness. Contact the Conair Parts department for alternative wall thickness (common material offerings are aluminum and stainless steel) and for special applications requiring nickel, teflon coatings and spiral flow tubing, etc.

## Flexible Material Conveying Hose

Part Number	ID	Hose Type
2400030104	1-1/4"	Standard Radial PVC
2400030109	1-1/4"	PVC w/Static Wire
2400030204	1-1/2"	Standard Radial PVC
2400030209	1-1/2"	PVC w/Static Wire
2400030201	1-1/2"	Heavy Wall Wire Reinforced
24001101	1-1/2" (1-9/16" actual)	Stainless Steel
24001801	1-1/2"	PVC/Urethane Lined
2400180101	1-1/2"	PVC/Urethane Lined w/Static Wire
24001808	1-1/2"	PP/Urethane Lined
2400180801	1-1/2"	PP/Urethane Lined w/Static Wire
2400030304	1-3/4"	Standard Radial PVC
2400030309	1-3/4"	PVC w/Static Wire
2400030301	1-3/4"	Heavy Wall Wire Reinforced
24001102	1-3/4" (1-13/16" actual)	Stainless Steel
2400030404	2"	Standard Radial PVC
2400030409	2"	PVC w/Static Wire
24001103	2" (2-1/16" actual)	Stainless Steel
24001803	2"	PVC/Urethane Lined
2400180301	2"	PVC/Urethane Lined w/Static Wire
24001810	2"	PP/Urethane Lined
2400181001	2"	PP/Urethane Lined w/Static Wire
2400030904	2-3/16"	Standard Radial PVC
2400030804	2-1/4"	Standard Radial PVC
2400030809	2-1/4"	PVC w/Static Wire



Stainless Steel Flexible Hose

## Flexible Material Conveying Hose

Part Number	ID	Hose Type
2400030801	2-1/4"	Heavy Wall Wire Reinforced
24001104	2-1/4" (2-5/16" actual)	Stainless Steel
24001804	2-1/4"	PVC/Urethane Lined
2400030504	2-1/2"	Standard Radial PVC
2400030509	2-1/2"	PVC w/Static Wire
2400030501	2-1/2"	Heavy Wall Wire Reinforced
24001105	12-1/2" (2-9/16" actual)	Stainless Steel
24001805	2-1/2"	PVC/Urethane Lined
2400180501	2-1/2"	PVC/Urethane Lined w/Static Wire
24001812	2-1/2"	PP/Urethane Lined
2400181201	2-1/2"	PP/Urethane Lined w/Static Wire
2400030604	3"	Standard Radial PVC
2400030609	3"	PVC w/Static Wire
2400030601	3"	Heavy Wall Wire Reinforced
24001106	3" (3-1/16" actual)	Stainless Steel
24001806	3"	PVC/Urethane Lined
2400180601	3"	PVC/Urethane Lined w/Static Wire
24001813	3"	PP/Urethane Lined
2400181301	3"	PP/Urethane Lined w/Static Wire
2400030704	4"	Standard Radial PVC
2400030709	4"	PVC w/Static Wire
2400030701	4"	Heavy Wall Wire Reinforced
24001107	4" (4-1/16" actual)	Stainless Steel
24001807	4"	PVC/Urethane Lined
2400180701	4"	PVC/Urethane Lined w/Static Wire
24001814	4"	PP/Urethane Lined
2400181401	4"	PP/Urethane Lined w/Static Wire



Standard Radial PVC

## Flex Hose Assemblies

Part Number	Material	ID	Length	Hose Type
10625401	Stainless Steel	1-1/2"	2 ft.	Male/Female Quick Disconnect
10625402	Stainless Steel	1-1/2"	4 ft.	Male/Female Quick Disconnect
10625403	Stainless Steel	1-1/2"	6 ft.	Male/Female Quick Disconnect
10625404	Stainless Steel	1-1/2"	8 ft.	Male/Female Quick Disconnect
10625405	Stainless Steel	1-1/2"	10 ft.	Male/Female Quick Disconnect
10625406	Stainless Steel	1-1/2"	20 ft.	Male/Female Quick Disconnect
10625501	Stainless Steel	1-3/4"	2 ft.	Male/Female Quick Disconnect
10625502	Stainless Steel	1-3/4"	4 ft.	Male/Female Quick Disconnect
10625503	Stainless Steel	1-3/4"	6 ft.	Male/Female Quick Disconnect
10625504	Stainless Steel	1-3/4"	8 ft.	Male/Female Quick Disconnect
10625505	Stainless Steel	1-3/4"	10 ft.	Male/Female Quick Disconnect
10625506	Stainless Steel	1-3/4"	20 ft.	Male/Female Quick Disconnect
10625601	Stainless Steel	2"	2 ft.	Male/Female Quick Disconnect
10625602	Stainless Steel	2"	4 ft.	Male/Female Quick Disconnect
10625603	Stainless Steel	2"	6 ft.	Male/Female Quick Disconnect
10625604	Stainless Steel	2"	8 ft.	Male/Female Quick Disconnect
10625605	Stainless Steel	2"	10 ft.	Male/Female Quick Disconnect
10625606	Stainless Steel	2"	20 ft.	Male/Female Quick Disconnect
10625701	Stainless Steel	2-1/4"	2 ft.	Male/Female Quick Disconnect
10625702	Stainless Steel	2-1/4"	4 ft.	Male/Female Quick Disconnect
10625703	Stainless Steel	2-1/4"	6 ft.	Male/Female Quick Disconnect
10625704	Stainless Steel	2-1/4"	8 ft.	Male/Female Quick Disconnect
10625705	Stainless Steel	2-1/4"	10 ft.	Male/Female Quick Disconnect
10625706	Stainless Steel	2-1/4"	20 ft.	Male/Female Quick Disconnect
10625801	Stainless Steel	2-1/2"	2 ft.	Male/Female Quick Disconnect
10625802	Stainless Steel	2-1/2"	4 ft.	Male/Female Quick Disconnect
10625803	Stainless Steel	2-1/2"	6 ft.	Male/Female Quick Disconnect
10625804	Stainless Steel	2-1/2"	8 ft.	Male/Female Quick Disconnect
10625805	Stainless Steel	2-1/2"	10 ft.	Male/Female Quick Disconnect

**Flex Hose Assemblies** (continued)

Part Number	Material	ID	Length	Hose Type
10625806	Stainless Steel	2-1/2"	20 ft.	Male/Female Quick Disconnect
10625901	Stainless Steel	3"	2 ft.	Male/Female Quick Disconnect
10625902	Stainless Steel	3"	4 ft.	Male/Female Quick Disconnect
10625903	Stainless Steel	3"	6 ft.	Male/Female Quick Disconnect
10625904	Stainless Steel	3"	8 ft.	Male/Female Quick Disconnect
10625905	Stainless Steel	3"	10 ft.	Male/Female Quick Disconnect
10625906	Stainless Steel	3"	20 ft.	Male/Female Quick Disconnect
10626001	Stainless Steel	4"	2 ft.	Male/Female Quick Disconnect
10626002	Stainless Steel	4"	4 ft.	Male/Female Quick Disconnect
10626003	Stainless Steel	4"	6 ft.	Male/Female Quick Disconnect
10626004	Stainless Steel	4"	8 ft.	Male/Female Quick Disconnect
10626005	Stainless Steel	4"	10 ft.	Male/Female Quick Disconnect
10626006	Stainless Steel	4"	20 ft.	Male/Female Quick Disconnect
10626007	Stainless Steel	4"	15 ft.	Male/Female Quick Disconnect
10641801	Stainless Steel	1-1/2"	2 ft.	SS Smooth Tubing Nipple
10641802	Stainless Steel	1-1/2"	4 ft.	SS Smooth Tubing Nipple
10641803	Stainless Steel	1-1/2"	6 ft.	SS Smooth Tubing Nipple
10641804	Stainless Steel	1-1/2"	8 ft.	SS Smooth Tubing Nipple
10641805	Stainless Steel	1-1/2"	10 ft.	SS Smooth Tubing Nipple
10641806	Stainless Steel	1-1/2"	15 ft.	SS Smooth Tubing Nipple
10641807	Stainless Steel	1-1/2"	20 ft.	SS Smooth Tubing Nipple
10641901	Stainless Steel	1-3/4"	2 ft.	SS Smooth Tubing Nipple
10641902	Stainless Steel	1-3/4"	4 ft.	SS Smooth Tubing Nipple
10641903	Stainless Steel	1-3/4"	6 ft.	SS Smooth Tubing Nipple
10641904	Stainless Steel	1-3/4"	8 ft.	SS Smooth Tubing Nipple
10641905	Stainless Steel	1-3/4"	10 ft.	SS Smooth Tubing Nipple
10641906	Stainless Steel	1-3/4"	15 ft.	SS Smooth Tubing Nipple
10641907	Stainless Steel	1-3/4"	20 ft.	SS Smooth Tubing Nipple

**Flex Hose Assemblies** (continued)

Part Number	Material	ID	Length	Hose Type
10642001	Stainless Steel	2"	2 ft.	SS Smooth Tubing Nipple
10642002	Stainless Steel	2"	4 ft.	SS Smooth Tubing Nipple
10642003	Stainless Steel	2"	6 ft.	SS Smooth Tubing Nipple
10642004	Stainless Steel	2"	8 ft.	SS Smooth Tubing Nipple
10642005	Stainless Steel	2"	10 ft.	SS Smooth Tubing Nipple
10642006	Stainless Steel	2"	15 ft.	SS Smooth Tubing Nipple
10642007	Stainless Steel	2"	20 ft.	SS Smooth Tubing Nipple
10642101	Stainless Steel	2-1/4"	2 ft.	SS Smooth Tubing Nipple
10642102	Stainless Steel	2-1/4"	4 ft.	SS Smooth Tubing Nipple
10642103	Stainless Steel	2-1/4"	6 ft.	SS Smooth Tubing Nipple
10642104	Stainless Steel	2-1/4"	8 ft.	SS Smooth Tubing Nipple
10642105	Stainless Steel	2-1/4"	10 ft.	SS Smooth Tubing Nipple
10642106	Stainless Steel	2-1/4"	15 ft.	SS Smooth Tubing Nipple
10642107	Stainless Steel	2-1/4"	20 ft.	SS Smooth Tubing Nipple
10642201	Stainless Steel	2-1/2"	2 ft.	SS Smooth Tubing Nipple
10642202	Stainless Steel	2-1/2"	4 ft.	SS Smooth Tubing Nipple
10642203	Stainless Steel	2-1/2"	6 ft.	SS Smooth Tubing Nipple
10642204	Stainless Steel	2-1/2"	8 ft.	SS Smooth Tubing Nipple
10642205	Stainless Steel	2-1/2"	10 ft.	SS Smooth Tubing Nipple
10642206	Stainless Steel	2-1/2"	15 ft.	SS Smooth Tubing Nipple
10642207	Stainless Steel	2-1/2"	20 ft.	SS Smooth Tubing Nipple
10642301	Stainless Steel	3"	2 ft.	SS Smooth Tubing Nipple
10642302	Stainless Steel	3"	4 ft.	SS Smooth Tubing Nipple
10642303	Stainless Steel	3"	6 ft.	SS Smooth Tubing Nipple
10642304	Stainless Steel	3"	8 ft.	SS Smooth Tubing Nipple
10642305	Stainless Steel	3"	10 ft.	SS Smooth Tubing Nipple
10642306	Stainless Steel	3"	15 ft.	SS Smooth Tubing Nipple
10642307	Stainless Steel	3"	20 ft.	SS Smooth Tubing Nipple
10642401	Stainless Steel	4"	2 ft.	SS Smooth Tubing Nipple

**Flex Hose Assemblies** (continued)

Part Number	Material	ID	Length	Hose Type
10642402	Stainless Steel	4"	4 ft.	SS Smooth Tubing Nipple
10642403	Stainless Steel	4"	6 ft.	SS Smooth Tubing Nipple
10642404	Stainless Steel	4"	8 ft.	SS Smooth Tubing Nipple
10642405	Stainless Steel	4"	10 ft.	SS Smooth Tubing Nipple
10642406	Stainless Steel	4"	15 ft.	SS Smooth Tubing Nipple
10642407	Stainless Steel	4"	20 ft.	SS Smooth Tubing Nipple
10627001	Heavy Wall Wire Reinforced	1-1/2"	2 ft.	Male/Female Quick Disconnect
10627002	Heavy Wall Wire Reinforced	1-1/2"	4 ft.	Male/Female Quick Disconnect
10627003	Heavy Wall Wire Reinforced	1-1/2"	6 ft.	Male/Female Quick Disconnect
10627004	Heavy Wall Wire Reinforced	1-1/2"	8 ft.	Male/Female Quick Disconnect
10627005	Heavy Wall Wire Reinforced	1-1/2"	10 ft.	Male/Female Quick Disconnect
10627006	Heavy Wall Wire Reinforced	1-1/2"	20 ft.	Male/Female Quick Disconnect
10627101	Heavy Wall Wire Reinforced	1-3/4"	2 ft.	Male/Female Quick Disconnect
10627102	Heavy Wall Wire Reinforced	1-3/4"	4 ft.	Male/Female Quick Disconnect
10627103	Heavy Wall Wire Reinforced	1-3/4"	6 ft.	Male/Female Quick Disconnect
10627104	Heavy Wall Wire Reinforced	1-3/4"	8 ft.	Male/Female Quick Disconnect
10627105	Heavy Wall Wire Reinforced	1-3/4"	10 ft.	Male/Female Quick Disconnect
10627106	Heavy Wall Wire Reinforced	1-3/4"	20 ft.	Male/Female Quick Disconnect
10627201	Heavy Wall Wire Reinforced	2"	2 ft.	Male/Female Quick Disconnect
10627202	Heavy Wall Wire Reinforced	2"	4 ft.	Male/Female Quick Disconnect
10627203	Heavy Wall Wire Reinforced	2"	6 ft.	Male/Female Quick Disconnect
10627204	Heavy Wall Wire Reinforced	2"	8 ft.	Male/Female Quick Disconnect
10627205	Heavy Wall Wire Reinforced	2"	10 ft.	Male/Female Quick Disconnect
10627206	Heavy Wall Wire Reinforced	2"	20 ft.	Male/Female Quick Disconnect
10627301	Heavy Wall Wire Reinforced	2-1/4"	2 ft.	Male/Female Quick Disconnect
10627302	Heavy Wall Wire Reinforced	2-1/4"	4 ft.	Male/Female Quick Disconnect
10627303	Heavy Wall Wire Reinforced	2-1/4"	6 ft.	Male/Female Quick Disconnect
10627304	Heavy Wall Wire Reinforced	2-1/4"	8 ft.	Male/Female Quick Disconnect
10627305	Heavy Wall Wire Reinforced	2-1/4"	10 ft.	Male/Female Quick Disconnect

**Flex Hose Assemblies** (continued)

Part Number	Material	ID	Length	Hose Type
10627306	Heavy Wall Wire Reinforced	2-1/4"	20 ft.	Male/Female Quick Disconnect
10627401	Heavy Wall Wire Reinforced	2-1/2"	2 ft.	Male/Female Quick Disconnect
10627402	Heavy Wall Wire Reinforced	2-1/2"	4 ft.	Male/Female Quick Disconnect
10627403	Heavy Wall Wire Reinforced	2-1/2"	6 ft.	Male/Female Quick Disconnect
10627404	Heavy Wall Wire Reinforced	2-1/2"	8 ft.	Male/Female Quick Disconnect
10627405	Heavy Wall Wire Reinforced	2-1/2"	10 ft.	Male/Female Quick Disconnect
10627406	Heavy Wall Wire Reinforced	2-1/2"	20 ft.	Male/Female Quick Disconnect
10627501	Heavy Wall Wire Reinforced	3"	2 ft.	Male/Female Quick Disconnect
10627502	Heavy Wall Wire Reinforced	3"	4 ft.	Male/Female Quick Disconnect
10627503	Heavy Wall Wire Reinforced	3"	6 ft.	Male/Female Quick Disconnect
10627504	Heavy Wall Wire Reinforced	3"	8 ft.	Male/Female Quick Disconnect
10627505	Heavy Wall Wire Reinforced	3"	10 ft.	Male/Female Quick Disconnect
10627506	Heavy Wall Wire Reinforced	3"	20 ft.	Male/Female Quick Disconnect
10627601	Heavy Wall Wire Reinforced	4"	2 ft.	Male/Female Quick Disconnect
10627602	Heavy Wall Wire Reinforced	4"	4 ft.	Male/Female Quick Disconnect
10627603	Heavy Wall Wire Reinforced	4"	6 ft.	Male/Female Quick Disconnect
10627604	Heavy Wall Wire Reinforced	4"	8 ft.	Male/Female Quick Disconnect
10627605	Heavy Wall Wire Reinforced	4"	10 ft.	Male/Female Quick Disconnect
10627606	Heavy Wall Wire Reinforced	4"	20 ft.	Male/Female Quick Disconnect

All assemblies include either tubing nipples or male/female quick couplings. See above to select diameter, hose type, length and choice of nipples/quick couplings.

**Note:** Assemblies with quick disconnect couplings will include one male and one female. Direction of material flow required when ordering stainless steel hose assembly with male/female quick disconnects.

## Hose Adapter Assembly

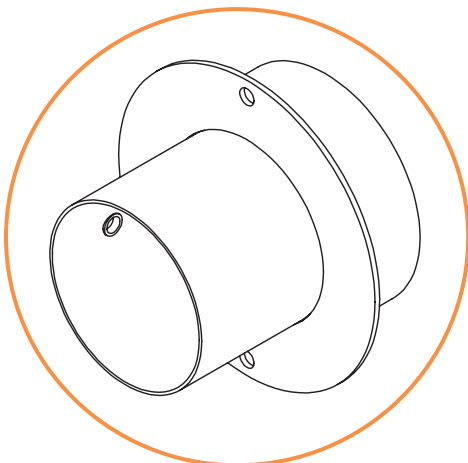
Part Number	Size	Style
18122801	5" to 3"	A
18122802	5" to 2-1/2"	A
18122803	3" to 2-1/2"	A
18122804	5" to 3"	B
18122805	5" to 2 1/2"	B
18122806	3" to 2-1/2"	B
18122807	8" to 5"	A
18122808	8" to 3"	A
18122809	6" to 5"	B
18122810	8" to 5"	B
18122811	12" to 5"	A
18122812	12" to 8"	A
18122813	5" to 4"	A
18122814	5" to 2-1/4"	A
18122816	3" to 1-3/4"	A
18122817	3" to 2"	A
18122818	7" to 4"	A
18122819	6" to 4"	A
18122820	12" to 8"	B



Style A



Style B



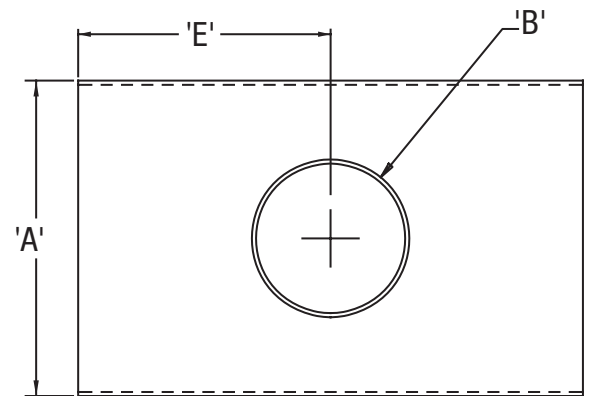
W150-400 Dryer Adapter Kit

## W150-400 Dryer Adapter Kit

Part Number	Description
18470605	Adapter 3" to 4"
18470612	Adapter 5" to 4"
18470613	Adapter 5" to 3"
18470614	Adapter 2-1/2" to 2-1/2"
18470615	Adapter 2-1/2" to 3"
18470616	Adapter 2-1/2" to 3"
2190048682	5/16-18 x 3/4 Type F Third, Cutting Screw HH

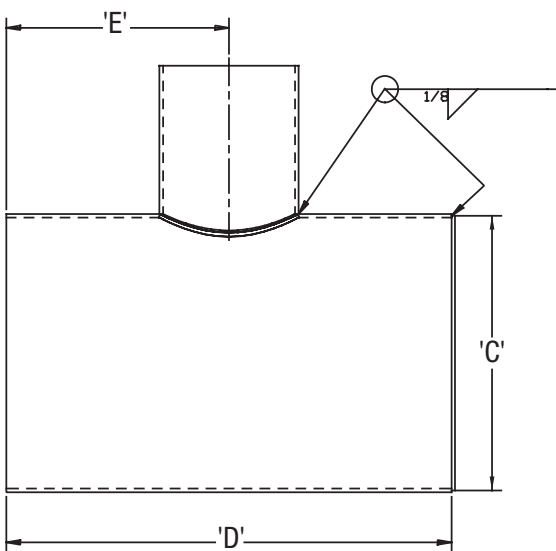
## Tee/Open

Part Number	DIM 'A'	DIM 'B'	DIM 'C'	DIM 'D'	DIM 'E'
18456001	5"	2-1/2"	N/A	10"	5"
18456002	5"	3"	N/A	10"	5"
18456003	8"	2-1/2"	N/A	12"	5"
18456004	8"	3"	N/A	12"	5"
18456005	8"	5"	N/A	12"	6"
18456006	12"	2-1/2"	N/A	12"	5"
18456007	12"	3"	N/A	15"	5"
18456008	12"	5"	N/A	15"	6"
18456009	3"	1-3/4"	N/A	10"	5"
18456010	3"	2"	N/A	10"	5"
18456011	3"	2-1/2"	N/A	10"	5"
18456012	3"	3"	N/A	10"	5"
18456013	5"	1-3/4"	N/A	10"	5"
18456014	5"	2"	N/A	10"	5"
18456015	5"	5"	N/A	12"	6"
18456016	8"	1-3/4"	N/A	10"	5"
18456017	8"	2"	N/A	10"	5"
18456018	8"	8"	N/A	16"	8"
18456019	12"	1-3/4"	N/A	12"	5"
18456020	12"	2"	N/A	12"	5"
18456021	12"	8"	N/A	16"	8"
18456022	12"	12"	N/A	20"	10"



Tee/Open

## Tee/Capped



Tee/Capped

Part Number	DIM 'A'	DIM 'B'	DIM 'C'	DIM 'D'	DIM 'E'
18456023	3"	2-1/2"	2-15/16"	10"	5"
18456024	5"	3"	4-15/16"	10"	5"
18456025	8"	5"	7-7/8"	12"	6"
18456026	12"	5"	11-7/8"	15"	6"
18456027	12"	8"	11-7/8"	16"	8"
18456028	12"	2-1/2"	11-7/8"	12"	5"
18456029	12"	1-3/4"	11-7/8"	12"	5"
18456030	12"	2"	11-7/8"	12"	5"
18456031	12"	3"	11-7/8"	15"	5"
18456032	12"	12"	11-7/8"	20"	10"
18456033	8"	1-3/4"	7-7/8"	10"	5"
18456034	8"	2"	7-7/8"	10"	5"
18456035	8"	2-1/2"	7-7/8"	10"	5"
18456036	8"	3"	7-7/8"	12"	5"
18456037	8"	8"	7-7/8"	16"	8"
18456038	5"	1-3/4"	4-15/16"	10"	5"
18456039	5"	2"	4-15/16"	10"	5"
18456040	5"	2-1/2"	4-15/16"	10"	5"
18456041	5"	5"	4-15/16"	12"	6"
18456042	3"	3"	4-15/16"	10"	5"
18456043	3"	1-3/4"	2-15/16"	10"	5"
18456044	3"	2"	2-15/16"	10"	5"

## Vacuum Tees

Part Number	OD	Material
10604702	1-1/2"	Aluminum
10604701	1-1/2"	Stainless Steel
102378	1-3/4"	Aluminum
10237801	1-3/4"	Stainless Steel
10238502	2"	Aluminum
10238503	2"	Stainless Steel
10633702	2-1/4"	Aluminum
10633703	2-1/4"	Stainless Steel
10621901	2-1/2"	Aluminum
10621902	2-1/2"	Stainless Steel
10630103	3"	Aluminum
10630102	3"	Stainless Steel
10631303	4"	Aluminum
10631302	4"	Stainless Steel



Vacuum Tees

## Aluminum Drop Line Tee

Part Number	OD
10267809	1-1/2"
10267810	1-3/4"
10267808	2"
10267804	2-1/4"
10267805	2-1/2"
10267806	3"
10267807	4"



Aluminum Drop Line Tee

**Wear Tee** (Pocket Conveying Elbow)

Part Number	OD	Material
10287001	1-1/2"	Aluminum
10287002	1-1/2"	Stainless Steel
F597902	1-3/4"	Stainless Steel
F392801	2-1/4"	Stainless Steel
10269601	2-1/2"	Aluminum
10269602	2-1/2"	Stainless Steel
10269701	3"	Aluminum
10269702	3"	Stainless Steel
10269801	4"	Aluminum
10269802	4"	Stainless Steel



Wear Tee

**Vacuum Elbow**

Part Number	OD	Material
10615502	1-1/2"	Aluminum
10615501	1-1/2"	Stainless Steel
10615602	1-3/4"	Aluminum
10615601	1-3/4"	Stainless Steel
10615702	2"	Aluminum
10615701	2"	Stainless Steel
10615802	2-1/4"	Aluminum
10615801	2-1/4"	Stainless Steel
10616302	2-1/2"	Aluminum
10616301	2-1/2"	Stainless Steel
10614402	3"	Aluminum
10614401	3"	Stainless Steel
10626702	4"	Aluminum
10626701	4"	Stainless Steel



Vacuum Elbow

## Tubing Bends

Part Number	OD	Degree of Bend	Center-Line Radius	Material
10367101	1-1/4"	90°	7-1/4"	Aluminum
10367106	1-1/4"	90°	7-1/4"	Stainless Steel
10367102	1-1/2"	90°	7-1/4"	Aluminum
10367107	1-1/2"	90°	7-1/4"	Stainless Steel
10610616	1-1/2"	90°	36"	Aluminum
10610610	1-1/2"	90°	36"	Stainless Steel
10392107	1-1/2"	45°	36"	Aluminum
10392101	1-1/2"	45°	36"	Stainless Steel
10367103	1-3/4"	90°	8-1/4"	Aluminum
10367108	1-3/4"	90°	8-1/4"	Stainless Steel
10610617	1-3/4"	90°	36"	Aluminum
10610611	1-3/4"	90°	36"	Stainless Steel
10392108	1-3/4"	45°	36"	Aluminum
10392102	1-3/4"	45°	36"	Stainless Steel
10367104	2"	90°	8-1/4"	Aluminum
10367109	2"	90°	8-1/4"	Stainless Steel
10610618	2"	90°	36"	Aluminum
10610612	2"	90°	36"	Stainless Steel
10367105	2-1/4"	90°	9-1/2"	Aluminum
10367110	2-1/4"	90°	9-1/2"	Stainless Steel
10610619	2-1/4"	90°	36"	Aluminum
10610613	2-1/4"	90°	36"	Stainless Steel
10392109	2-1/4"	45°	36"	Aluminum
10392103	2-1/4"	45°	36"	Stainless Steel
1064060101	2-1/4"	30°	36"	Aluminum
1064060102	2-1/4"	30°	36"	Stainless Steel
10610620	2-1/2"	90°	36"	Aluminum
10610614	2-1/2"	90°	36"	Stainless Steel
10392110	2-1/2"	45°	36"	Aluminum
10392104	2-1/2"	45°	36"	Stainless Steel



90° Tubing Bend

**To determine Center-Line Radius of 90-degree Bend:**

- Measure total length of bend.
- Deduct total tangent at each end (tangent = tubing diameter x 2.5).
- Multiply net length x 4 divided by 6.28 = radius.

**To determine center-line radius of 45-degree bend:**

- Measure total length of bend.
- Deduct total tangent at each end (tangent = tubing diameter x 2).
- Multiply net length x 8 divided by 6.28 = radius.

**To determine center-line radius of 30-degree bend:**

- Measure total length of bend.
- Deduct total tangent at each end (tangent = tubing diameter x 2).
- Multiply net length x 12 divided by 6.28 = radius.

**Tubing Bends** (continued)


Part Number	OD	Degree of Bend	Center-line Radius	Material
1064060201	2-1/2"	30°	36"	Aluminum
1064060202	2-1/2"	30°	36"	Stainless Steel
10610621	3"	90°	36"	Aluminum
10610615	3"	90°	36"	Stainless Steel
10392111	3"	45°	36"	Aluminum
10392105	3"	45°	36"	Stainless Steel
1064060301	3"	30°	36"	Aluminum
1064060302	3"	30°	36"	Stainless Steel
10610622	4"	90°	36"	Aluminum
10610623	4"	90°	36"	Stainless Steel
10392112	4"	45°	36"	Aluminum
10392106	4"	45°	36"	Stainless Steel
1064060401	4"	30°	36"	Aluminum
1064060402	4"	30°	36"	Stainless Steel

**Note:** Standard 0.065" wall thickness.

Consult the Conair Parts Department for alternative wall thickness and any desired radius not shown.

**Feed Tube "Y" Diverter 30 Degree**

Part Number	OD	Material
10623410	1-1/2"	Stainless Steel
10623416	1-1/2"	Aluminum
10623411	1-3/4"	Stainless Steel
10623417	1-3/4"	Aluminum
10623412	2"	Stainless Steel
10623418	2"	Aluminum
10623413	2-1/4"	Stainless Steel
10623419	2-1/4"	Aluminum
10623414	2-1/2"	Stainless Steel
10623420	2-1/2"	Aluminum
10623415	3"	Stainless Steel
10623421	3"	Aluminum
10623423	4"	Stainless Steel
10623422	4"	Aluminum



Feed Tube "Y"  
Diverter 30 Degree

## Common Line "Y" Diverter Assembly

Assembly Part Number	OD	Material	Diverter Y Only	Offset Only	Coupling Only	Drop Elbow Only
10126001	1-1/2"	Aluminum	10239601	1064480102	24900301	10238205
10126002	1-3/4"	Aluminum	10239602	1064480202	24900302	10238210
10126007	2"	Aluminum	10239607	1064480302	24900303	10238219
10126003	2-1/4"	Aluminum	10239603	1064480502	24900305	10238215
10126004	2-1/2"	Aluminum	10239604	1064480602	24900306	10238216
10126005	3"	Aluminum	10239605	1064480702	24900307	10238217
10126006	4"	Aluminum	10239606	1064480802	24900308	10238218
10126101	1-1/2"	Stainless Steel	10239701	1064480103	24900301	10238305
10126102	1-3/4"	Stainless Steel	10239702	1064480203	24900302	10238310
10126108	2"	Stainless Steel	10239708	1064480303	24900303	10238320
10126103	2-1/4"	Stainless Steel	10239703	1064480503	24900305	10238315
10126104	2-1/2"	Stainless Steel	10239704	1064480603	24900306	10238316
10126105	3"	Stainless Steel	10239705	1064480703	24900307	10238317
10126106	4"	Stainless Steel	10239706	1064480803	24900308	10238318

**Note: 30-degree common line Y Assembly includes:**

- 1 each: 30-degree Y
- 1 each: 30-degree offset
- 2 each: tubing couplings
- 1 each: drop elbow

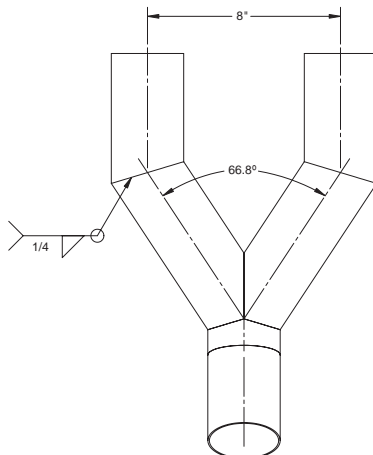
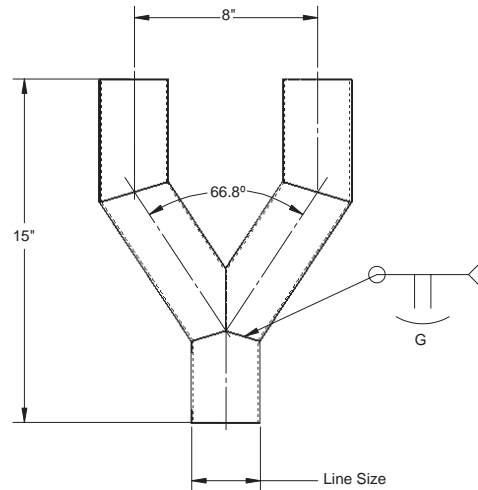


Common Line "Y"  
Diverter Assembly

## 2-position Fantail Adapter Weldment

Part Number	Line Size
10211371201	1-1/2"
10211371202	1-3/4"
10211371203	2"
10211371204	2-1/4"
10211371205	2-1/2"
10211371206	3"
10211371207	4"

**Note:** Add-01 for Pickled/Passivated, eg: 1021137120101



**Notes:** Overall dimensions provided as reference will vary slightly according to tubing diameter. (Dimensions on drawing are for 3" tubing.)

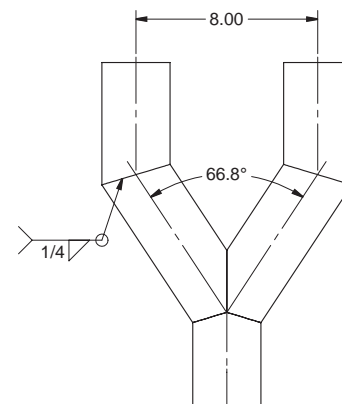
Material: Stainless Steel      Finish: Standard Finish

## Fantail Y-Adapter Weldment (Redirect Down)

Part Number	Line Size
10211371301	1.5"
10211371302	1.75"
10211371303	2"
10211371304	2.25"
10211371305	2.5"
10211371306	3"
10211371307	4"

## Fantail Y-Adapter Weldment (Redirect Horizontal)

Part Number	Line Size
10211371401	1.5"
10211371402	1.75"
10211371403	2"
10211371404	2.25"
10211371405	2.5"
10211371406	3"
10211371407	4"



**Notes:** Overall dimensions provided as reference will vary slightly according to tubing diameter. (Dimensions on drawing are for 3" tubing.)

Material: Stainless Steel      Finish: Standard Finish

## 90-Degree Diverter "Y"

Part Number	OD	Material
1022440202	1-1/2"	Aluminum
1022440203	1-1/2"	Stainless Steel
1022440302	1-3/4"	Aluminum
1022440303	1-3/4"	Stainless Steel
1022440402	2"	Aluminum
1022440403	2"	Stainless Steel
1022440502	2-1/4"	Aluminum
1022440503	2-1/4"	Stainless Steel
1022440602	2-1/2"	Aluminum
1022440603	2-1/2"	Stainless Steel
1022440702	3"	Aluminum
1022440703	3"	Stainless Steel
1022440802	4"	Aluminum
1022440803	4"	Stainless Steel



90-degree Diverter "Y"

**Note:** All 90-degree Y's are 36" radius

## O-Ring Tubing Coupling

Part Number	Tubing OD
106003	1-1/2"
106017	1-3/4" (fits old 1-1/2" EMT systems)
106149	1-3/4"
106150	2"
106005	2-3/16" (fits old 2" EMT systems)
106160	2-1/4"
106162	2-1/2"
106133	3"
106264	4"

**Note:** EMT = Electrical Metallic Tubing



O-Ring Tubing Coupling

## O-Ring Adapter Coupling

Part Number	Fits Tubing OD Sizes
10601601	1-1/2" x 1-3/4"
10601602	1-1/2" x 2"
10601603	1-3/4" (1-1/2" EMT) x 2"
10601604	1-3/4" (1-1/2" EMT) x 2-3/16" (2" EMT)
10601605	1-3/4" (1-1/2" EMT) x 2-1/4"
10601606	1-3/4" x 2"
10601607	1-3/4" x 2-3/16" (2" EMT)
10601608	1-3/4" x 2-1/4"
10601609	2" x 2-3/16" (2" EMT)
10601610	2" x 2-1/4"
10601611	2" x 2-1/2"
10601612	2-3/16" (2" EMT) x 2-1/4"
10601613	2-3/16" (2" EMT) x 2-1/2"
10601614	2-1/4" x 2-1/2"
10601615	2-1/2" x 3"
10601616	1-3/4" (1-1/2" EMT) x 1-3/4"
10601617	3" x 4"
10601618	1-1/2" x 2-1/4"
10601619	1-3/4" x 2-1/2"
10601620	2-3/16" (2" EMT) x 3"
10601621	2-1/4" x 3"
10601622	1-3/4" x 3"
10601623	1-1/2" x 2-3/16" (2" EMT)
10601625	2-1/2" x 4"
10601626	2" x 3"
10601627	1-1/2" x 1-3/4" (1-1/2" EMT)
10601628	2-1/4" x 4"
10601630	1-1/2" x 2-1/2"
10601632	2-3/16" (2" EMT) x 4"
10601633	1-3/4" (1-1/2" EMT) x 2-1/2"
10601634	1-3/4" (1-1/2" EMT) x 3"
10601635	2-1/2" x 4"
10601636	1-1/2" x 3"
10601637	1-3/4" (1-1/2" EMT) x 4"
10601639	1-3/4" x 4"
10601644	1-1/4" x 1-1/4"
10601645	1-1/4" x 1-1/2"
10601648	1-1/4" x 1-3/4"




O-Ring Adapter Coupling

**Note:** Used only to join two unlike sizes of rigid tubing.

## O-Ring Tubing End Cap

Part Number	Fits Tubing OD Sizes
106010	1-1/2"
106321	1-3/4"
102167	2"
106324	2-1/4"
106226	2-1/2"
106240	3"
106304	4"



O-Ring Tubing End Cap


**Note:** EMT = Electrical Metallic Tubing

## Quick Disconnect Couplings

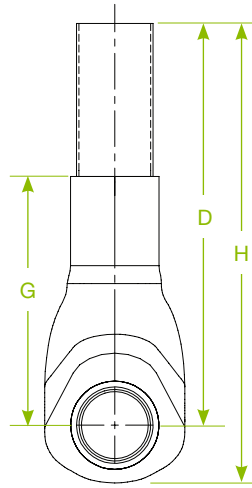
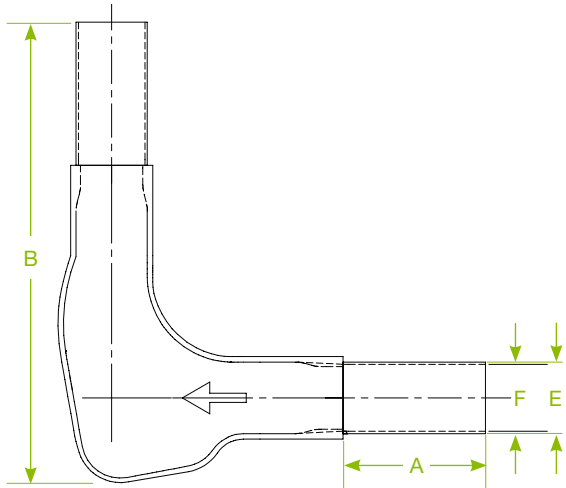
Part Number	Fits Hose/ Tubing Size	Male/Female - Figure A, B, C, D	Size Stamped into Casting	Actual Bulk- Head ID/OD	Include Cap/Plug (No, Yes)	Mating Plug Only	Mating Cap Only
142023	1.5" OD Rigid	M - A	1.5"	2.10" OD	No		29300801
14207001	1.5" ID Hose	M - B	1.5"	2.10" OD	No		29300801
142005	1.5" ID Hose	F - C	1.5"	2.11" ID	Yes	29300701	
14200501	1.5" ID Hose	F - D	1.5"	2.11" ID	No	29300701	
142024	1.5" EMT Rigid	M - A	2"	2.49" OD	No		29300802
14207002	1.75" ID Hose	M - B	2"	2.49" OD	No		29300802
142006	1.75" ID Hose	F - C	2"	2.50" ID	Yes	29300702	
14200601	1.75" ID Hose	F - D	2"	2.50" ID	No	29300702	
142025	1.75" OD Rigid	M - A	2"	2.49" OD	No		29300802
142026	2" OD Rigid	M - A	2.5"	2.99" OD	No		29300803
14207003	2" ID Hose	M - B	2.5"	2.99" OD	No		29300803
142007	2" ID Hose	F - C	2.5"	3.00" ID	Yes	29300703	
14200701	2" ID Hose	F - D	2.5"	3.00" ID	No	29300703	
142027	2" EMT Rigid	M - A	2.5"	2.99" OD	No		29300803
142028	2.25" OD Rigid	M - A	2.5"	2.99" OD	No		29300803
14207004	2.25" ID Hose	M - B	2.5"	2.99" OD	No		29300803
142008	2.25" ID Hose	F - C	2.5"	3.00" ID	Yes	29300703	
14200801	2.25" ID Hose	F - D	2.5"	3.00" ID	No	29300703	

**Quick Disconnect Couplings** (continued)

Part Number	Fits Hose/ Tubing Size	Male/Female - Figure A, B, C, D	Size Stamped into Casting	Actual Bulk- Head ID/OD	Include Cap/Plug (No, Yes)	Mating Plug Only	Mating Cap Only
142029	2.5" OD Rigid	M - A	2.5"	2.99" OD	No		29300803
14207005	2.5" ID Hose	M - B	2.5"	2.99" OD	No		29300803
142010	2.5" ID Hose	F - C	2.5"	3.00" ID	Yes	29300703	
14201001	2.5" ID Hose	F - D	2.5"	3.00" ID	No	29300703	
142030	3" OD Rigid	M - A	3"	3.60" OD	No		29300804
14207006	3" ID Hose	M - B	3"	3.60" OD	No		29300804
142011	3" ID Hose	F - C	3"	3.62" ID	Yes	29300704	
14201101	3" ID Hose	F - D	3"	3.62" ID	No	29300704	
142031	4" OD Rigid	M - A	4"	4.70" OD	No		29300805
14207007	4" ID Hose	M - B	4"	4.70" OD	No		29300805
142012	4" ID Hose	F - C	4"	4.72" ID	Yes	29300705	
14201201	4" ID Hose	F - D	4"	4.72" ID	No	29300705	



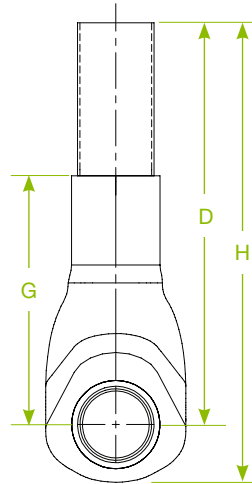
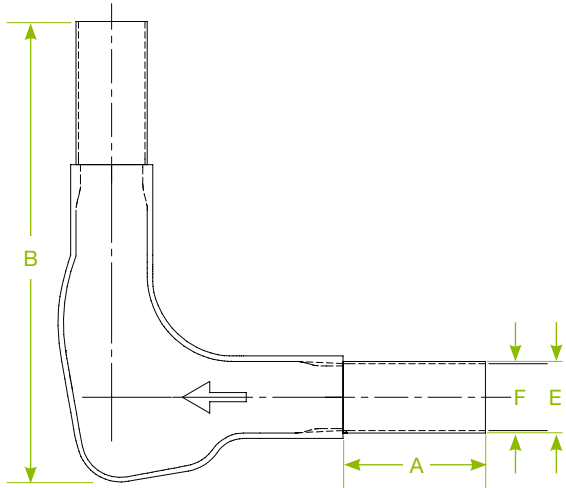
## Pellbow - Wear Resistant Elbows



Pellbow

Part Number	Approximate Weight	Dimension									Description
		'A'	'B'	'C'	'D'	'E'	'F'	'G'	'H'		
26725701	5 lbs	4.00"	11.91"	2.80"	10.00"	1.50"	1.37"	6.00"	11.22"	1.5", stainless steel, 16 gauge	
2672570101	5 lbs	4.00"	11.91"	2.80"	10.00"	1.50"	1.37"	6.00"	11.22"	1.5", stainless steel, abrasive resistant coating, 16 gauge	
26725702	7 lbs	4.00"	12.87"	3.66"	10.50"	2.00"	1.87"	6.50"	12.01"	2", stainless steel, 16 gauge	
2672570201	7 lbs	4.00"	12.87"	3.66"	10.50"	2.00"	1.87"	6.50"	12.01"	2", stainless steel, abrasive resistant coating, 16 gauge	
26725703	3 lbs	4.00"	12.87"	3.66"	10.50"	2.00"	1.87"	6.50"	12.01"	2", aluminum, 16 gauge	
26725704	9 lbs	4.00"	13.96"	4.62"	11.00"	2.50"	2.37"	7.00"	12.98"	2.5", stainless steel, 16 gauge	
2672570401	9 lbs	4.00"	13.96"	4.62"	11.00"	2.50"	2.37"	7.00"	12.98"	2.5", stainless steel, abrasive resistant coating, 16 gauge	
26725705	3 lbs	4.00"	13.96"	4.62"	11.00"	2.50"	2.37"	7.00"	12.98"	2.5", aluminum, 16 gauge	
26725706	15 lbs	4.00"	15.39"	5.55"	11.75"	3.00"	2.87"	7.50"	14.04"	3", stainless steel, 16 gauge	
2672570601	15 lbs	4.00"	15.39"	5.55"	11.75"	3.00"	2.87"	7.50"	14.04"	3", stainless steel, abrasive resistant coating, 16 gauge	
26725707	6 lbs	4.00"	15.39"	5.55"	11.75"	3.00"	2.87"	7.50"	14.04"	3", aluminum, 16 gauge	
26725708	28 lbs	4.00"	17.67"	7.14"	13.00"	4.00"	3.87"	9.00"	15.94"	4", stainless steel, 16 gauge	

**Pellbow - Wear Resistant Elbows (continued)**

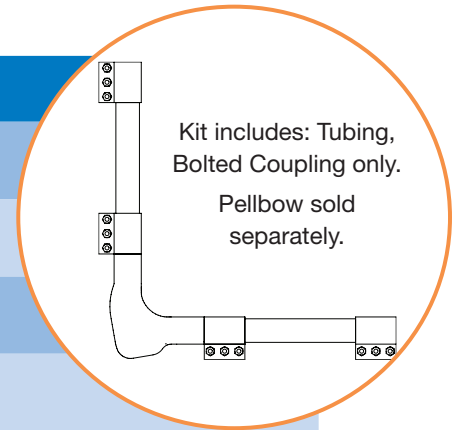


Pellbow

Part Number	Approximate weight	Dimensions			Dimensions					Description
		'A'	'B'	'C'	'D'	'E'	'F'	'G'	'H'	
2672570801	28 lbs	4.00"	17.67"	7.14"	13.00"	4.00"	3.87"	9.00"	15.94"	4", stainless steel, abrasive resistant coating, 16 gauge
26725709	28 lbs	4.00"	17.67"	7.14"	13.00"	4.00"	3.76"	9.00"	15.94"	4", stainless steel, 11 gauge
2672570901	28 lbs	4.00"	17.67"	7.14"	13.00"	4.00"	3.76"	9.00"	15.94"	4", stainless steel, abrasive resistant coating, 11 gauge
26725710	11 lbs	4.00"	17.67"	7.14"	13.00"	4.00"	3.87"	9.00"	15.94"	4", aluminum, 16 gauge
26725711	11 lbs	4.00"	17.67"	7.14"	13.00"	4.00"	3.76"	9.00"	15.94"	4", stainless steel, 11 gauge
26725712	40 lbs	6.00"	21.45"	8.43"	16.00"	5.00"	4.83"	10.00"	19.53"	5", stainless steel, 14 gauge
2672571201	40 lbs	6.00"	21.45"	8.43"	16.00"	5.00"	4.83"	10.00"	19.53"	5", stainless steel, abrasive resistant coating, 14 gauge
26725713	40 lbs	6.00"	21.45"	8.43"	16.00"	5.00"	4.76"	10.00"	19.53"	5", stainless steel, 11 gauge
2672571301	40 lbs	6.00"	21.45"	8.43"	16.00"	5.00"	4.76"	10.00"	19.53"	5", stainless steel, abrasive resistant coating, 11 gauge
26725714	18 lbs	6.00"	21.45"	8.43"	16.00"	5.00"	4.83"	10.00"	19.53"	5", aluminum, 14 gauge
26725715	18 lbs	6.00"	21.45"	8.43"	16.00"	5.00"	4.76"	10.00"	19.53"	5", aluminum, 11 gauge

## Pellbow Installation Kit

Part Number	Item #1	Item #2	Description
10185501	2315006504	24900301	1.5" stainless steel, 18" and 36", standard heat, 16 gauge
1018550101	2315006504	24902501	1.5" stainless steel, 18" and 36", high heat, 16 gauge
10185502	2320006504	24900303	2" stainless steel, 18" and 36", standard heat, 16 gauge
1018550201	2320006504	24902503	22" stainless steel, 18" and 36", high heat, 16 gauge
1018550202	2320006508	24900303	2" aluminum, 18" and 36", standard heat, 16 gauge
1018550203	2320006508	24902503	2" aluminum, 18" and 36", high heat, 16 gauge
10185503	2325006504	24900306	2.5" stainless steel, 18" and 36", standard heat, 16 gauge
1018550301	2325006504	24902505	2.5" stainless steel, 18" and 36", high heat, 16 gauge
1018550302	2325006508	24900306	2.5" aluminum, 18" and 36", standard heat, 16 gauge
1018550303	2325006508	24902505	2.5" aluminum, 18" and 36", high heat, 16 gauge
10185504	2330006504	24900307	3" stainless steel, up to 36", standard heat, 16 gauge
1018550401	2330006504	24902506	3" stainless steel, up to 36", high heat, 16 gauge
1018550402	2330006508	24900307	3" aluminum, up to 36", standard heat, 16 gauge
1018550403	2330006508	24902506	3" aluminum, up to 36", high heat, 16 gauge
10185505	2340006504	24900308	4" stainless steel, 24" and 36", standard heat, 16 gauge
1018550501	2340006504	24902507	4" stainless steel, 24" and 36", high heat, 16 gauge
1018550502	2340006508	24900308	4" aluminum, 24" and 36", standard heat, 16 gauge
1018550503	2340006508	24902507	4" aluminum, 24" and 36", high heat, 16 gauge
1018550504	2340012504	24900308	4" stainless steel, 24" and 36", standard heat, 11 gauge
1018550505	2340012504	24902507	4" stainless steel, 24" and 36", high heat, 11 gauge
1018550506	2340012508	24900308	4" aluminum, 24" and 36", standard heat, 11 gauge
1018550507	2340012508	24902507	4" aluminum, 24" and 36", high heat, 11 gauge
10185506	2350008304	24900311	5" stainless steel, 30" and 36", standard heat, 14 gauge
1018550601	2350008304	24902508	5" stainless steel, 30" and 36", high heat, 14 gauge
1018550602	2350008308	24900311	5" aluminum, 30" and 36", standard heat, 14 gauge
1018550603	2350008308	24902508	5" aluminum, 30" and 36", high heat, 14 gauge
1018550604	2350012504	24900311	5" stainless steel, 30" and 36", standard heat, 11 gauge
1018550605	2350012504	24902508	5" stainless steel, 30" and 36", high heat, 11 gauge
1018550606	2350012508	24900311	5" aluminum, 30" and 36", standard heat, 11 gauge
1018550607	2350012508	24902508	5" aluminum, 30" and 36", high heat, 11 gauge



## Bolted Tubing Coupling - Black Gasket

Part Number	ID	Length	Bolts	Gasket Part Number
24900301	1-1/2"	6"	3	24901801
24900302	1-3/4"	6"	3	24901802
24900303	2"	6"	3	24901803
24900304	2-3/16"	6"	3	24901804
24900305	2-1/4"	6"	3	24901805
24900306	2-1/2"	6"	3	24901806
24900307	3"	6"	3	24901807
24900308	4"	8"	4	24901808
24900309	4"	6"	3	24901809
24900310	1-1/2"	4"	2	24901810
24900311	5"	8"	4	24901811
24900312	6"	8"	4	24901812
24900313	8-5/8"	8"	3	24901813
24900314	6-5/8"	6"	3	24901814
24900315	1-3/4"	4"	2	24901815
24900316	2-3/16"	4"	2	24901816
24900317	2"	4"	2	24901817
24900318	2-1/4"	4"	2	24901818
24900319	5-9/16"	6"	3	24901819
24900320	12-3/4"	10"	4	24901820
24900321	4-1/2"	8"	4	24901821
24900322	2-1/4"	4"	2	24901822
24900323	3-1/2"	8"	4	24901823
24900324	6-5/8"	4"	2	24901824
24900325	7"	8"	4	24901825
24900326	5-1/2"	8"	4	24901826
24900327	8"	10"	4	24901827
24900328	5-9/16"	8"	4	24901831
24900329	6-5/8"	8"	4	24901832
24900330	2-7/8"	8"	4	24901833
24900331	10"	10"	4	24901828
24900332	12"	10"	4	24901829
24900333	2-3/8"	6"	3	24901830
24900334	8"	6"	2	24901841
24900335	1-1/4"	4"	2	24901843



Bolted Tubing Coupling -  
Black Gasket

**Note:** All couplings include gasket and stainless steel protector.

## Bolted Tubing Coupling - Red Silicone Gasket

Part Number	ID	Length	Bolts	Gasket Part Number
24902501	1-1/2"	6"	3	24902601
24902502	1-3/4"	6"	3	24902602
24902503	2"	6"	3	24902603
24902504	2-1/4"	6"	3	24902604
24902505	2-1/2"	6"	3	24902605
24902506	3"	6"	3	24902606
24902507	4"	6"	3	24902607
24902508	5"	8"	4	24902608
24902509	6"	8"	4	24902609
24902510	8"	10"	4	24902610
24902511	10"	10"	4	24902611
24902512	12"	10"	4	24902612
24902513	2-3/8"	6"	3	24902613
24902514	1-3/4"	4"	2	24902614
24902515	3-1/2"	6"	3	24902615



Bolted Tubing Coupling -  
Red Silicone Gasket

**Note:** All couplings include red, high temperature gasket and stainless steel protector.

## Bolted Tubing Coupling White Neoprene Gasket - Food Grade

Part Number	ID	Length	Bolts	Gasket Part Number
24902801	1-1/2"	6"	3	24902901
24902802	1-3/4"	6"	3	24902902
24902803	2"	6"	3	24902903
24902804	2-3/16"	6"	3	24902904
24902805	2-1/4"	6"	3	24902905
24902806	2-3/8"	6"	3	24902906
24902807	2-1/2"	6"	3	24902907
24902808	2-7/8"	6"	3	24902908
24902809	3"	6"	3	24902909
24902810	3-1/2"	6"	3	24902910
24902811	4"	6"	3	24902911
24902812	4-1/2"	6"	3	24902912
24902813	5"	6"	3	24902913
24902814	5-9/16"	6"	3	24902914
24902815	6"	6"	3	24902915
24902816	6-5/8"	6"	3	24902916
24902817	8"	8"	3	24902917
24902818	8-5/8"	8"	3	24902918
24902819	2"	4"	2	24902919
24902820	4-1/4"	8"	4	24902920



Bolted Tubing Coupling -  
White Neoprene Gasket

**Note:** All couplings include white neoprene, food grade gasket and stainless steel protector.

**Clamps**

Part Number	Vendor Part Number	Clamp Diameter		Width
		Min.	Max.	
24900101	6806	3/8"	25/32"	9/16"
24900102	6808	3/8"	29/32"	9/16"
24900103	6810	1/2"	1-1/16"	9/16"
24900104	6812	1/2"	1-1/4"	9/16"
24900105	6816	9/16"	1-1/2"	9/16"
24900106	6820	13/16"	1-3/4"	9/16"
24900107	6824	1-1/16"	2"	9/16"
24900108	6828	1-5/16"	2-1/4"	9/16"
24900109	6832	1-9/16"	2-1/2"	9/16"
24900110	6836	7/8"	2-3/4"	9/16"
24900111	6840	1-1/8"	3-1/4"	9/16"
24900112	6844	1-3/8"	3-1/4"	9/16"
24900113	6848	1-9/16"	3-1/2"	9/16"
24900114	6852	1-7/8"	3-3/4"	9/16"
24900115	6856	2-1/16"	4"	9/16"
24900116	6864	2-9/16"	4-1/2"	9/16"
24900117	6872	3-1/16"	5"	9/16"
24900118	6880	3-9/16"	5-1/2"	9/16"
24900119	6888	4-1/16"	6"	9/16"
24900120	6896	4-9/16"	6-1/2"	9/16"
24900121	68104	5-1/16"	7"	9/16"
24900122	63116	5"	7-3/4"	9/16"
24900123	56128	2-1/8"	8-5/8"	9/16"
24900124	HS-132	7-7/8"	8-3/4"	9/16"
24900125	HS-292	17-7/8"	18-3/4"	9/16"
24900126	HS-188	11-3/8"	12-1/4"	9/16"
24900127	HS-316	19-3/8"	20-1/4"	9/16"
24900128	HS-168	10-1/8"	11"	9/16"
24900129	HS-256	15-5/8"	16-1/2"	9/16"
24900130	HS-152	9-1/8"	10"	9/16"
24900131	M55	1/4"	5/8"	5/16"
24900132	MS-160	9-5/8"	10-1/2"	5/16"
24900133	62P28	1/2"	15/16"	5/16"
24900134	5203	5/16"	7/8"	5/16"
24900135	62P56	3"	4"	5/16"



24900101

## Beam Clamp


Part Number	Length	Width
24901401	2"	2"
24901402	2"	2"



24901402

## Channel Fittings

Part Number	Size
24900401	1-1/4" EMT
24900402	1-1/2" EMT
24900403	1-3/4" OD
24900404	2" OD
24900405	2-1/4" OD
24900406	2-1/2" OD
24900407	3" OD
24900408	4" OD
24900409	2" EMT
24900410	6" OD
24900411	6-5/8" OD
24900412	4-1/2" OD
24900413	3" Pipe
24900414	5" Pipe
24900415	5" OD
24900416	7" OD
24900417	8" OD
24900418	3/4" Pipe
24900419	3/8" Pipe
24900420	1" EMT
24900421	3/4" EMT
24900422	1/2" EMT
24900423	1-1/2" Pipe
24900424	2-1/2" Pipe
24900425	8" Pipe
24900426	10" OD
24900427	12" OD
24900428	2" Pipe
24900429	1-1/4" Pipe




24900401

Note: EMT = Electrical Metallic Tubing

## Quick Disconnect Couplings with Proofing Switch Capabilities

Part Number	Male/Female	Tubing OD	Male Proofing Switch	Female Proofing Switch
75101101	Male	1-1/2"	75101107PH	
75101102	Male	1-3/4"	75101107PH	
75101103	Male	2"	75101107PH	
75101104	Male	2-1/4"	75101107PH	
75101105	Male	2-1/2"	75101107PH	
75101001	Female	1-1/2"		75101007PH
75101002	Female	1-3/4"		75101007PH
75101003	Female	2"		75101007PH
75101004	Female	2-1/4"		75101007PH
75101005	Female	2-1/2"		75101007PH

**Note:** Proofing switches ordered separately.



Quick Disconnect Couplings with Proofing Switch Capabilities

## Distribution Box Feed Tube Assemblies

For use with standard Conair 16.25" Square Modular Distribution Box



Distribution Box Feed Tube Assemblies


**Note: Each assembly includes:**

Feed tube, inner adjustment tube, air inlet screen filter, gaskets and mounting hardware.

Part Number	Feed Tube OD	Material	Adjustment Tube OD	Replacement Filter Screen Only
10132901	1-1/2"	Aluminum	1-1/4"	10298701
10162201	1-1/2"	Stainless Steel	1-1/4"	10298701
10132902	1-3/4"	Aluminum	1-1/2"	10298701
10162202	1-3/4"	Stainless Steel	1-1/2"	10298701
10132903	2"	Aluminum	1-3/4"	10298701
10162203	2"	Stainless Steel	1-3/4"	10298701
10132904	2-1/4"	Aluminum	2"	10298701
10162204	2-1/4"	Stainless Steel	2"	10298701
10132905	2-1/2"	Aluminum	2-1/4"	10298701
10162205	2-1/2"	Stainless Steel	2-1/4"	10298701
10133001	3"	Aluminum	2-3/4"	10298702
10162206	3"	Stainless Steel	2-3/4"	10298702
10133002	4"	Aluminum	3-1/2"	10298702
10162207	4"	Stainless Steel	3-1/2"	10298702

## Vertical Feed Tubes

Part Number	OD	Material
10247701	1-1/2"	Carbon Steel
10247707	1-1/2"	Stainless Steel
10247702	1-3/4"	Carbon Steel
10247708	1-3/4"	Stainless Steel
10247703	2-3/16"	Carbon Steel
10247714	2"	Carbon Steel
10247713	2"	Stainless Steel
10247715	2-1/4"	Carbon Steel
10247709	2-1/4"	Stainless Steel
10247704	2-1/2"	Carbon Steel
10247710	2-1/2"	Stainless Steel
10247705	3"	Carbon Steel
10247711	3"	Stainless Steel
10247706	4"	Carbon Steel
10247712	4"	Stainless Steel



Vertical Feed Tubes

## Horizontal Feed Tubes

Part Number	OD	Material
106194	1-1/2"	Carbon Steel
10619401	1-1/2"	Stainless Steel
10619402	1-1/2"	Aluminum
106195	1-3/4"	Carbon Steel
10619501	1-3/4"	Stainless Steel
10619502	1-3/4"	Aluminum
106196	2-3/16"	Carbon Steel
106197	2"	Carbon Steel
10619701	2"	Stainless Steel
10619702	2"	Aluminum
106198	2-1/4"	Carbon Steel
10619801	2-1/4"	Stainless Steel



Horizontal Feed Tubes

**Horizontal Feed Tubes (continued)**


Part Number	OD	Material
10619802	2-1/4"	Aluminum
106199	2-1/2"	Carbon Steel
10619901	2-1/2"	Stainless Steel
10619902	2-1/2"	Aluminum
106200	3"	Carbon Steel
10620001	3"	Stainless Steel
10620002	3"	Aluminum
10629702	4"	Aluminum
10629701	4"	Stainless Steel

**Flex Filters (1981 to present)**

Loader Size	Filter OD	Dacron	10 Mesh Stainless Steel	20 Mesh Stainless Steel	100 Mesh Stainless Steel	200 Mesh Stainless Steel	389.6 Mesh Nylon†
8"	8-1/4"	10133805	10149302	10133702*	10141502	10146302	10142101
8"	9-3/4"	10133806	10149306	10133706*	10141506	10146306	10142106
12"	14"	10133801	10149301	10133701	10141501	10146301	10142102
15"	17"	10133802	10149303	10133703	10141503	10146303	10142103
20"	22"	10133803	10149304	10133704	10141504	10146304	10142104
25"	27"	10133804	10149305	10133705	10141505	10146305	10142105

**Note:** \*All filters with expanded metal backing except where noted with an asterisk.


†389.6 Mesh Nylon - with 20 mesh Stainless Steel center layer.



Flex Filters

## Filter Drawer

Filter Drawers	For Model	Construction	Filter used in Base Loader	Filter used in Filter Drawer 20 Mesh Stainless Steel
1006160101	DL12	Carbon	10133701, 14" Diameter	10133711, 9.75" Diameter
1006160102	DL12	Stainless	10133701, 14" Diameter	10133711, 9.75" Diameter
1006160201	DL15	Carbon	10133703, 17" Diameter	10133710, 14" Diameter
1006160202	DL15	Stainless	10133703, 17" Diameter	10133710, 14" Diameter
1006160301	DL20	Carbon	10133704, 22" Diameter	10133707, 17" Diameter
1006160302	DL20	Stainless	10133704, 22" Diameter	10133707, 17" Diameter
1006160401	DL25	Carbon	10133705, 27" Diameter	10133708, 22" Diameter
1006160402	DL25	Stainless	10133705, 27" Diameter	10133708, 22" Diameter




### Vacuum Receiver Screen Access Made Easy

The easy clean Filter Drawer installs quickly with no tools and permits safer, easier access to the screen filters of Conair DuraLoad vacuum receivers.

## Filters for Z Loaders

Part Number	Description	OD
101667	White Vyon Felt	6-3/4"
101767	389 Mesh Nylon	6-3/4"
101776	Dacron Felt	6-3/4"



101667



101767




101776

## Cartridge Filters

Part Number	OD	ID	Length	Description
29901701	6-1/16"	4-1/2"	3-7/8"	Open both ends.
29901702	9-3/4"	5-1/8"	14-1/8"	3/8" ID Grommet-top end-open at bottom with 3/8" x 7-11/16" OD x 5-1/2" ID gasket.
29901703	10-1/8"	8-3/8"	2-1/4"	Open both ends.
29901704	7-15/16"	3-9/16"	12-1/4"	1/2" diameter hole one end, 1/4" thick gasket open end.
29901705	6-11/16"	4-3/16"	7-7/8"	Open one end, 3/16" ID grommet other end, w/G98AF (1/4" x 6-1/2" OD x 4-1/2" ID) gasket open end.
29901706	9-3/16"	4-13/16"	10-3/8"	1/2" diameter hole one end, 3/8" thick rubber gasket on open end.

**Cartridge Filters** (continued)

Part Number	OD	ID	Length	Description
29901707	6"	3-7/32"	4"	Open one end, 1/4" ID grommet other end with 3/16" x 5-1/8" OD x 3-1/2" ID gasket.
29901708	8-1/4"	6-3/8"	2-3/4"	Open both ends, 3/8" thick gasket both ends.
29901709	13-27/32"	9-15/32"	18-3/8"	Open one end with 3/8" thick rubber gasket 7/8" diameter hole one end.
29901710	8-1/16"	6-1/2"	2-1/8"	Open both ends, 3/8" thick gasket both ends.
29901711	12-1/16"	7-11/16"	14-7/16"	1/2" diameter hole one end, open one end 3/8" thick gasket on opened end.
29901712	3-1/2"	2-1/16"	4-1/4"	Open both ends, screens inside & out, round plastisol seals both ends.
29901713	13-27/32"	9-1/2"	14-3/8"	1/2" diameter hole on end, with 3/8" thick gasket on open end.
29901714	14-23/32"	10-5/16"	24-9/16"	Open one end, 29/32" diameter hole on one end, gasket on open end.
29901715	3"	1-5/8"	1-3/8"	Open both ends.
29901716	5-9/16"	3-5/32"	14-1/4"	Open one end.
29901717	8-27/32"	5"	4-9/16"	Open one end, 7/16" diameter hole one end with 3/8" W x 1/2" H x 7-1/4" OD x 6-1/2" ID gasket.
29901718	7-7/8"	4-3/4"	9-5/8"	Open one end. 22.8 sq. ft. filter area.
29901719	4"	N/A	1-3/8"	"Hockey Puck" Style filter, 1.1 sq. ft. filter area.
29901720	5-7/8"	3-1/2"	8-3/4"	Open both ends. 14 sq. ft. filter area.
29901721	9-3/4"	6"	9-5/8"	Open one end. 36.5 sq. ft. filter area.
29901722	11-3/4"	8"	9-5/8"	Open one end. 45.4 sq. ft. filter area.
29901723	19-5/8"	14"	14-1/2"	Open one end. 140 sq. ft. filter area.



Cartridge Filters

## High Temperature Cartridge Filters


Part Number	OD	ID	Length	Description
26704701	6-1/16"	4-1/2"	3-7/8"	Open both ends.
26704702	9-3/4"	5-1/8"	14-1/8"	3/8" ID Grommet-top end-open at bottom with 3/8" x 7-11/16" OD x 5-1/2" ID gasket.
26704703	10-1/8"	8-3/8"	2-1/4"	Open both ends.
26704704	7-15/16"	3-9/16"	12-1/4"	1/2" diameter hole one end, 1/4" thick gasket open end.
26704705	6-11/16"	4-3/16"	7-7/8"	Open one end, 3/16" ID grommet other end, w/G98AF (1/4" x 6-1/2" OD x 4-1/2" ID) gasket open end.
26704706	9-3/16"	4-13/16"	10-3/8"	1/2" diameter hole one end, 3/8" thick rubber gasket on open end.
26704707	6"	3-7/32"	4"	Open one end, 1/4" ID grommet other end with 3/16" x 5-1/8" OD x 3-1/2" ID Gasket.
26704708	8-1/4"	6-3/8"	2-3/4"	Open both ends, 3/8" thick gaskets at both ends.
26704709	13-27/32"	9-15/32"	18-3/8"	Open one end with 3/8" thick rubber gasket. 7/8" diameter hole one end.
26704710	8-1/16"	6-1/2"	2-1/8"	Open both ends, 3/8" thick gaskets both ends.
26704711	12-1/16"	7-11/16"	14-7/16"	1/2" diameter hole one end, open on one end. 3/8" thick gasket on open end.
26704712	3-1/2"	2-1/16"	4-1/4"	Open both ends, screens inside and out, round plastisol seals both ends.
26704713	13-27/32"	9-1/2"	14-3/8"	1/2" diameter hole one end with 3/8" thick gasket on open end.
26704714	14-23/32"	10-5/16"	24-9/16"	Open one end. 29/32" diameter hole one end. Gasket on open end.
26704715	3"	1-5/8"	1-3/8"	Open both ends.
26704716	5-9/16"	3-5/32"	14-1/4"	Closed one end.
26704717	8-27/32"	5"	4-9/16"	Open one end. 7/16" diameter hole one end with 3/8" W x 1/2" H x 7-1/4" OD x 5-1/2" ID gasket.
26704718	7-7/8"	4-3/4"	9-5/8"	Open one end, 22.8 sq. ft. filter area.
26704719	4"	N/A	1-3/8"	"Hockey Puck" style filter, 1.1 sq. ft. filter area.
26704720	5-7/8"	3-1/2"	8-3/4"	Open both ends. 14" sq. ft. filter area.
26704721	9-3/4"	6"	9-5/8"	Open one end. 35.3" sq. ft. filter area.
26704722	11-3/4"	8"	9-5/8"	Open one end. 45.4" sq. ft. filter area.
26704723	22"	15-5/8"	24-3/4"	140" sq. ft. filter area. Open one end. Silicone gasket. 1/2" sq. ft with 19-1/4" OD.
26704724	11-1/2"	8"	14-1/2"	51 sq. ft. area; Polyurethane potting compound with silicone gaskets. 1/2" sq. ft. SOE with 1/2" bolt hole.
26704725	12-3/4"	8-3/8"	14-1/2"	55 sq. ft. area; 10 oz. pleatable PPS; Red silicone gasket. 1/2" x 1/2" x 10-1/4" ID; Permeability: 20 CFM/FT2 @ 0.6" W.G.

## Air Intake Filters

Part Number	Pipe Size	Length	OD
29919301	3/4" FPT	4-3/32"	2-13/16"
29919302	1" FPT	5-11/32"	3-3/16"
29919303	1-1/4" FPT	7-11/32"	3-13/16"
29919304	1-1/2" FPT	9-9/32"	4-3/16"
29919305	1-1/2" FPT	12-9/32"	4-3/16"
29919306	1-1/2" FPT	9-9/32"	5"
29919307	2" FPT	12-11/32"	5"
29919308	2-1/2" FPT	12-23/32"	5-3/4"
29919309	3" FPT	12-23/32"	6-15/16"



Air Intake Filters



29933601

## Powder Loader Filters

Part Number	Description	Length	OD
29934001	Cartridge Filter Assembly	23.438"	5.709"
29933601	Cartridge Filter	23.438"	5.709"


**Note:** 29934001 Assembly includes internal pulse jet deflector and support cage.



29934001

## Tube Loader Filters

Part Number	Description
10552512	Filter, Pleated TLM
1055251201	Filter, TLA 20 Mesh / 200 Mesh Inside
1055251202	Filter, TLR 20 Mesh Inside and Outside
1055251203	20 Micron, No Pleat Filter. TLM Domed
1055251204	Filter, TLR, 10 Mesh
1055251205	Filter, TLR, CD, 20 Mesh



10552512



1055251201




1055251202



1055251203



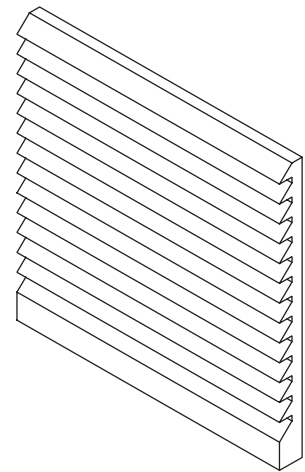
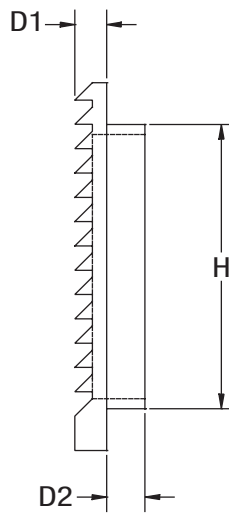

1055251204



1055251205

## Enclosure Filter Kit

Part Number	Width	Height	D1	D2	Cut Out
26688601	4.59"	3.54"	0.39"	0.47"	3.63"
26688603	4" Replacement Filter (foam only) for 26688601				



## Regeneration Filter with Foam

Part Number	OD	ID	Length
26688105	6.00"	2.50"	5.63"
VPPF18	Replacement Foam for Filter 26688105		




26688105

## Miscellaneous Filters

Part Number	Size (OD)	Description
10124601	15-1/2"	<u>Old Style:</u> Dacron with 20 mesh screen and yellow gum seal. <u>New Style:</u> Dacron with expanded metal and black seal (direct replacement for old style).
102001	11"	Dacron w/internal Support Ring and blowback hole, used on older 12" Flex Throat Loaders, Selectronic and Integral Motor.
102002	14"	Dacron w/internal support ring and blowback hole, used on older 15" Flex Throat Loaders, Selectronic and Integral Motor.
102053	11"	Dacron w/internal support ring and foam backing.
102054	15"	Dacron w/internal support ring and foam backing.
102148	11"	200 Mesh stainless steel w/internal support ring, Dacron backing and blowback hole.
102149	14"	200 Mesh stainless steel w/internal support ring, Dacron backing and blowback hole.




102001 / 102002




102053 / 102054



102148 / 102149




10124601 - Old Style



10124601 - New Style

## Flex Filters

Size (OD)	Dacron	20 Mesh Stainless Steel	100 Mesh Stainless Steel*	200 Mesh Stainless Steel	200 Mesh Stainless Steel*
12-1/2"	10113304	10120104	10141604	10120204	10146404
15-1/2"	10113302	10120102	10141602	10120202	10146402
19-3/4"	10113301	10120101	10141601	10120201	10146401
24-1/4"	N/A	10120103	10141603	N/A	10146403
24-3/4"	10113303	N/A	N/A	10120203	N/A



Flex Filters


\*These filters have a metal mesh support backing.

## Air Line Filters

Part Number	NPT	OD x Length
24300501	3/8"	2-5/8" x 5-1/4"
24300502	1/4"	1-1/2" x 3-7/8"
24300601	3/8"	1-7/8" x 3-7/8"



Air Line Filters




2669730104

## SlimLine Filter Element

Part Number	Description
2669730104	Filter Element

**Filters for 300 and 600 Autocolors**


Part Number	Size	Model	Material
10397601	10-3/4"	300	Protective Screen
10245301	11"	300	20 Mesh Stainless Steel
10245303	11"	300	100 Mesh Stainless Steel
102551	11"	300	100 Mesh Stainless Steel & Polyurethane Foam
102107	11"	300	200 Mesh Stainless Steel & Polyurethane Foam
101434	11"	300	389.6 Mesh Nylon
10397602	13-3/4"	600	Protective Screen
10245302	14"	600	20 Mesh Stainless Steel
10245304	14"	600	100 Mesh Stainless Steel
102552	14"	600	100 Mesh Stainless Steel & Polyurethane Foam
102108	14"	600	200 Mesh Stainless Steel & Polyurethane Foam
101435	14"	600	389.6 Mesh Nylon



10245301



101434 / 101435



102107 / 102108

## Muffler Filters

Part Number	NPT
19901501	1/8"
19901502	1/4"
19901503	3/8"
19901504	1/2"
19901505	3/4"
19901506	1"
19901507	1-1/4"
19901508	1-1/2"
19901509	1/8" Breather Vent



Muffler Filter

The muffler filter is ideal for sound deadening in cylinders, air impact wrenches, air motors and other tools. It is made of brass with 40 micron bronze filter elements. It can be used on air, oil or gasoline systems. It also prevents contaminants from being drawn back into components.

## Filter Bags

Part Number	Size	Fits over Tube Size	Type
18900605	4-1/4" x 13"	2-1/2" OD	A
18900601	8" x 13"	3" OD	A
18900602	12" x 18"	4" & 5" OD	A
18900603	12" x 24"	6" OD	A
183845	14" x 9-9/16"	N/A	B
183842	16" x 12-11/16"	N/A	C
18900604	16" x 48"	8" OD	A
18900606	19-1/4" x 48"	12" OD	A
18550003	15-27/32" x 27"	N/A	D



Filter Bag

**Type A:** Used on drying hopper exhaust tube when used with hot air dryers.

**Type B:** Secondary filter bag used with aftercooler - dryer to have 3" and smaller return line.

**Type C:** Secondary filter bag used with aftercooler - dryer to have 5" return line.


**Type D:** Secondary filter bag used with aftercooler - dryer to have 8" return line.

## Polyurethane Foam Filters

Part Number	Size	Thickness
10384201	20"	3/4"
102045	25"	3/4"



Polyurethane Foam Filter



Air Filter for Hot Air Dryers

## Air Filters for Hot Air Dryers

Part Number	Size
29901301	20" x 20" x 1"
29901302	15" x 20" x 1"

## Clamp-on Air Filters

(Round Straight)

Part Number	ID	OD	Length	Clamp on Type/ Yes or No
29926701	1-1/4"	3"	4"	Yes
29926702	1-1/2"	3"	4"	Yes
29926703	1-3/4"	3-1/2"	5"	Yes
29926704	2-1/16"	3-1/2"	4"	Yes
29926705	2-1/4"	3-1/2"	6"	Yes
29926706	2-1/2"	3-1/2"	4"	Yes
29926707	2-3/4"	4-1/2"	5"	Yes
29926708	1-1/6"	3"	3"	Yes
29926709	3"	5"	5"	Yes
29926710	4"	5-5/8"	5"	Yes
29926711	1"	2"	1-1/2"	Yes
29926712	1-3/4"	3"	2-1/2"	Yes
29926713	1-3/4"	3"	2-1/2"	No
29926714	3"	4"	3-1/4"	No



Clamp-on Air Filters

## CFS Water Strainer Parts

### Replacement Screen

Mesh Size	Conair Part Number						
	CFS-2	CFS-3	CFS-4C	CFS-4B	CFS-6	CFS-8	CFS-10
16	267183101	267183102	267183103	267183103	267183104	267183105	267183106
20	267183107	267183108	267183109	267183109	267183110	267183111	267183112
30	267183113	267183114	267183115	267183115	267183116	267183117	267183118
40	267183119	267183120	267183121	267183121	267183122	267183123	267183124
50	267183125	267183126	267183127	267183127	267183128	267183129	267183130
60	267183131	267183132	267183133	267183133	267183134	267183135	267183136
80	267183137	267183138	267183139	267183139	267183140	267183141	267183142
100	267183143	267183144	267183145	267183145	267183146	267183147	267183148
120	267183149	267183150	267183151	267183151	267183152	267183153	267183154
150	267183155	267183156	267183157	267183157	267183158	267183159	267183160
200	267183161	267183162	267183163	267183163	267183164	267183165	267183166

### Filter Gasket - EPDM

Part Number	Model Number
267183401	CFS-2
267183402	CFS-3
267183403	CFS-4C
267183403	CFS-4B
267183404	CFS-6
267183405	CFS-8
267183406	CFS-10

### Disc Gasket - EPDM

Part Number	Model Number
267183501	CFS-2
267183502	CFS-3
267183503	CFS-4C
267183503	CFS-4B
267183504	CFS-6
267183505	CFS-8
267183506	CFS-10

## CFS Water Strainer Parts (continued)

### Head / O-Ring Gasket - EPDM

Part Number	Model Number	Serial Number
267183201	CFS-2	0001 - 4999
267183202	CFS-2	5000 & Higher
267183203	CFS-3	0001 - 1999
267183204	CFS-3	2000 & Higher
267183205	CFS-4C	0500 - 1999
267183206	CFS-4C	2000 & Higher
267183207	CFS-4B	All
267183208	CFS-6	All
267183209	CFS-8	All
267183210	CFS-10	All

### Gasket Kit - EPDM (Head, Filter & Disc Gaskets)

Part Number	Model Number	Serial Number
267183301	CFS-2	0001 - 4999
267183302	CFS-2	5000 & Higher
267183303	CFS-3	0001 - 1999
267183304	CFS-3	2000 & Higher
267183305	CFS-4C	0500 - 1999
267183306	CFS-4C	2000 & Higher
267183307	CFS-4B	All
267183308	CFS-6	All
267183309	CFS-8	All
267183310	CFS-10	All

### Top Head

Part Number	Model Number	Serial Number
267183601	CFS-2	0001 - 4999
267183602	CFS-2	5000 & Higher
267183603	CFS-3	0001 - 1999
267183604	CFS-3	2000 & Higher
267183605	CFS-4C	0500 - 1999
267183606	CFS-4B	2000 & Higher
267183607	CFS-6	All
267183608	CFS-8	All
267183609	CFS-10	All

### Lid Clamp or Fasteners

Part Number	Model Number
267183701	CFS-2
267183702	CFS-3
267183703	CFS-4C
267183704	CFS-4B
267183705	CFS-6
267183706	CFS-8
267183707	CFS-10

## Heating Elements for Dryers D-30 Dryer

Part Number	kW	Voltage	Dryer Voltage
20953701	4	240	240/380/415
20953702	4	277	480
20953703	4	208	208
20953704	4	332	575

**Note:** All heaters are 13" in length.  
Gasket only is part number 185119.  
Flanged Heater Assembly.  
Three Elements = One Heater.  
Heater Flange Dimension 4" Square.



Heating Elements for Dryers - D-30 Dryer

## Heating Elements for Dryers D-20 Dryer

Part Number	kW	Voltage
20955601	3	120
20955602	3	240
20955603	3	208

**Note:** All heaters are 4" in length, 3-3/8" ID.  
1-1/4" center to center terminal spacing.  
Gaskets, washers and nuts included.



Heating Elements for Dryers - D-20 Dryer

## Heating Elements for Dryers

Part Number	Watts	Voltage
18806901	2200	120
18806902	2750	230
18806903	2200	230
18806904	1650	120
18806905	1650	240
18806906	1667	138
18806907	1250	240



Heating Elements for Dryers

**Note:** All heaters are 11" in length, terminal spacing 3-3/8".  
Gaskets and washers included.

## Heating Elements for Dryers

Part Number	Watts	Voltage
18809101	900	240
18809102	900	480
18809103	600	480
18809104	900	208
18809105	1250	240
18809106	1250	346
18809107	1250	208
18809108	1250	277



Heating Elements for Dryers

**Note:** All heaters are 13-1/4" in length, terminal spacing 2-7/16".  
Gaskets and washers included.

## Heating Elements for Dryers

Part Number	Watts	Voltage
18825901	1850	240
18825902	1900	208
18825903	2000	480
18825904	2000	240
18825905	2000	208
18825906	2000	346
18825907	1250	480
18825908	1250	240
18825909	2000	258
18825910	1665	240
18825911	2500	240
18825912	2500	208
18825913	2500	480
18825914	2500	346



Heating Elements for Dryers

**Note:** All heaters are 13-1/4" in length, terminal spacing 2-7/16".  
Gaskets and washers included.

## Heating Elements for Dryers

Part Number	Watts	Voltage	Length
18801201	2200	240	10"
18801202	2200	480	10"
18801203	6000	240	20-1/4"
18801204	6000	480	20-1/4"
18801205	8000	240	20-1/4"
18801206	8000	480	20-1/4"
18801207	4400	240	20-1/4"
18801208	4400	480	20-1/4"
18801209	2200	208	10"



Heating Elements for Dryers

**Note:** Terminal spacing 10-1/8".  
Gaskets and washers included.

## Heating Elements for Dryers

Part Number	Watts	Voltage	Length
18800301	1000	240	7-1/2"
18800302	1000	277	7-1/2"
18800303	1667	138.5	11-1/2"
18800304	1667	277	11-1/2"
18800305	1250	240	11-1/2"
18800306	1650	120	11-1/2"
18800307	1250	277	11-1/2"
18800308	1250	208	11-1/2"
18800309	1667	346	11-1/2"

**Note:** Terminal spacing 3-3/8".  
Gaskets and washers included.



Heating Elements for Dryers

## Heating Elements for Dryers

Part Number	Watts	Voltage
18811704	2200	208
18811705	2200	240
18811706	2200	480
18811707	2200	346
18811708	2450	208
18811709	2450	240
18811710	2450	480
18811711	2450	346

**Note:** All heaters are 19-1/2" in length, terminal spacing 3-3/8".  
New style is lower watt density for longer heater life.  
Gaskets and washers included.



Heating Elements for Dryers

## Heating Elements for Dryers

Part Number	Watts	Voltage
18825401	900	115
18825402	900	240
18825403	1500	115
18825404	1667	115
18825405	1500	208
18825406	1667	208
18825407	1500	240
18825408	1667	240

**Note:** All heaters are 11" in length, terminal spacing 2-1/4".

Gaskets and washers included.



Heating Elements for Dryers

## Heating Elements for Dryers

Part Number	Watts	Voltage	Length
20969601	3000	208	8.653"
20969602	3000	231	8.653"
20969603	3000	240	8.653"
20969604	3000	277	8.653"
20969605	3000	331	8.653"
20969606	4500	208	12.278"
20969607	4500	231	12.278"
20969608	4500	240	12.278"
20969609	4500	277	12.278"
20969610	4500	331	12.278"

**Note:** Terminal spacing 9.875".



Heating Elements for Dryers

## Heating Elements for Dryers

Part Number	Watts	Voltage
20972701	900	208
20972702	900	231
20972703	900	240
20972704	900	277
20972705	900	345
20972706	900	380
20972707	900	480
20972708	900	575

**Note:** All heaters are 5.6" in length, terminal spacing 2".  
Gaskets included.



Heating Elements for Dryers

## Heating Elements for Dryers

Part Number	Watts	Voltage
18857401FH	450	331
18857402FH	450	277
18857403FH	450	231
18857404FH	450	240
18857405FH	450	208

**Note:** Heaters to have five fins per inch.  
Total number of fins 22-24.  
Gaskets and washers included.




Heating Elements for Dryers

## Heating Elements for Water Temperature Control Units

Part Number	kW	Voltage	Length
11009000	9	230/460	15-1/2"
11009001	9	208	15-1/2"
11009001	12	230/460	15-1/2"
11009002	12	208	15-1/2"
09002569	18	230/460	30"
09002925	18	600	30"
09002570	24	230/460	30"

**Note:** Gasket included. Heater gasket only is part number 09009957.



Heating Elements for Water Temperature Control Units

## Heating Elements for Micro Temperature Control Units

Part Number	kW	Voltage	Length
09003376	3	230/460	10-1/2"
09003377	6	230/460	10-1/2"

**Note:** Gasket included. Heater gasket only is part number 09003379.



Heating Elements for Micro Temperature Control Units

## Heating Elements for Oil Temperature Control Units

TC1 and TC2 - 400 to 500 °F

HTR1-500 / HTR2-500

Part Number	kW	Voltage	Length
09001548	6	380	15"
09002018	6	208	15-1/2"
09001549	12	380	30"
09001579	6	208/230/460	15"
09002017	12	230/460	30"
09002019	12	208	30"

**Note:** Gasket included.  
Heater gasket only is part number 25917401.

## Heating Elements for Mold Temperature Control Units

Part Number	kW	Voltage	Length
F20933301	4.5	240	12-1/8"
F20933302	4.5	480	12-1/8"
F20933304	9	240	17-3/4"
F20933305	9	480	17-3/4"
F20933307	12	240	17-3/4"
F20933308	12	460	17-3/4"
F20933319	9	240	23"
F20933320	9	480	23"

**Note:** Gasket included.

Heater gasket only for 17-3/4" heater is part number F29915605.

Heater gasket only for 23" heater is part number F29915604.



Heating Elements for Mold Temperature Control Units

## Heating Elements for Mold Temperature Control Units

Part Number	kW	Voltage	Length
F20944901	12	230	16-1/2"
F20944902	12	460	16-1/2"

**Note:** Gasket included.

Heater gasket has a square flange.

## Heating Elements for Mold Temperature Control Units

Part Number	kW	Voltage	Length
F20948008	9	208	16"
F20948005	9	230	16-1/2"
F20948006	9	460	16-1/2"
F20948007	9	575	16-1/2"
F20948004	12	208	16-1/2"
F20948001	12	230	16-1/2"
F20948002	12	460	16-1/2"
F20948003	12	575	16-1/2"



Heating Elements for Mold Temperature Control Units

**Note:** Gasket included. Heater gasket only is part number F34313701.



Heating Elements for Mold Temperature Control Units

## Heating Elements for Mold Temperature Control Units

Part Number	kW	Voltage	Length
F20948302	3	230	8-9/16"
F20948303	2	460	10-3/8"
F20948304	3	460	8-9/16"
F20948305	4	230	12-13/16"
F20948308	3	208	8-9/16"

**Note:** Gasket included.

## Heating Elements for Mold Temperature Control Units

Part Number	kW	Voltage	Length
209546	9	208/230/460	14-7/16"
20954601	6	208/230/460	10-1/2"

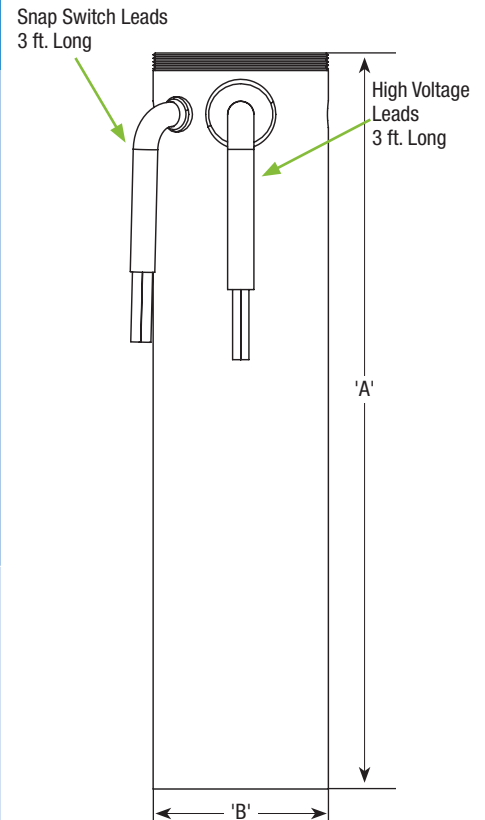
**Note:** Gasket included. Heater gasket only is part number F34313204.



Heating Elements for Mold Temperature Control Units

Tube Heaters

Part Number	Watts	Voltage	Current	Dimension 'A'	Dimension 'B'
18183501	2 kW	208V 3 phase 60 Hz	5.6 Amps	10-1/2"	2-1/2"
18183502	2 kW	240V 3 phase 60 Hz	4.8 Amps	10-1/2"	2-1/2"
18183503	2 kW	380V 3 phase 50 Hz	3.0 Amps	10-1/2"	2-1/2"
18183504	2 kW	415V 3 phase 50 Hz	2.8 Amps	10-1/2"	2-1/2"
18183505	2 kW	480V 3 phase 60 Hz	2.4 Amps	10-1/2"	2-1/2"
18183506	2 kW	575V 3 phase 60 Hz	2.0 Amps	10-1/2"	2-1/2"
18183507	3.5 kW	208V 3 phase 60 Hz	4.2 Amps	10-1/2"	2-1/2"
18183508	3.5 kW	240V 3 phase 60 Hz	3.6 Amps	10-1/2"	2-1/2"
18183509	3.5 kW	380V 3 phase 50 Hz	2.3 Amps	10-1/2"	2-1/2"
18183510	3.5 kW	415V 3 phase 50 Hz	2.1 Amps	10-1/2"	2-1/2"
18183511	3.5 kW	480V 3 phase 60 Hz	1.8 Amps	10-1/2"	2-1/2"
18183512	3.5 kW	575V 3 phase 60 Hz	1.5 Amps	10-1/2"	2-1/2"
18183601	6 kW	208V 3 phase 60 Hz	16.7 Amps	21-1/2"	2-1/2"
18183602	6 kW	240V 3 phase 60 Hz	14.4 Amps	21-1/2"	2-1/2"
18183603	6 kW	380V 3 phase 50 Hz	9.1 Amps	21-1/2"	2-1/2"
18183604	6 kW	415V 3 phase 50 Hz	8.4 Amps	21-1/2"	2-1/2"
18183605	6 kW	480V 3 phase 60 Hz	7.2 Amps	21-1/2"	2-1/2"
18183606	6 kW	575V 3 phase 60 Hz	6.0 Amps	21-1/2"	2-1/2"
18183608	9 kW	240V 3 phase 60 Hz	21.6 Amps	21-1/2"	2-1/2"
18183609	9 kW	380V 3 phase 50 Hz	13.7 Amps	21-1/2"	2-1/2"
18183610	9 kW	415V 3 phase 50 Hz	12.5 Amps	21-1/2"	2-1/2"
18183611	9 kW	480V 3 phase 60 Hz	10.8 Amps	21-1/2"	2-1/2"
18183612	9 kW	575V 3 phase 60 Hz	9.0 Amps	21-1/2"	2-1/2"
18183701	1.5 kW	208V 3 phase 60 Hz	4.2 Amps	10-1/2"	2-1/2"
18183702	1.5 kW	240V 3 phase 60 Hz	3.6 Amps	10-1/2"	2-1/2"
18183703	1.5 kW	380V 3 phase 50 Hz	2.3 Amps	10-1/2"	2-1/2"
18183704	1.5 kW	415V 3 phase 50 Hz	2.1 Amps	10-1/2"	2-1/2"
18183705	1.5 kW	480V 3 phase 60 Hz	1.8 Amps	10-1/2"	2-1/2"
18183706	1.5 kW	575V 3 phase 60 Hz	1.5 Amps	10-1/2"	2-1/2"
18183707	2 kW	208V 3 phase 60 Hz	4.2 Amps	10-1/2"	2-1/2"
18183708	2 kW	240V 3 phase 60 Hz	3.6 Amps	10-1/2"	2-1/2"
18183709	2 kW	380V 3 phase 50 Hz	2.3 Amps	10-1/2"	2-1/2"
18183710	2 kW	415V 3 phase 50 Hz	2.1 Amps	10-1/2"	2-1/2"
18183711	2 kW	480V 3 phase 60 Hz	1.8 Amps	10-1/2"	2-1/2"
18183712	2 kW	575V 3 phase 60 Hz	1.5 Amps	10-1/2"	2-1/2"

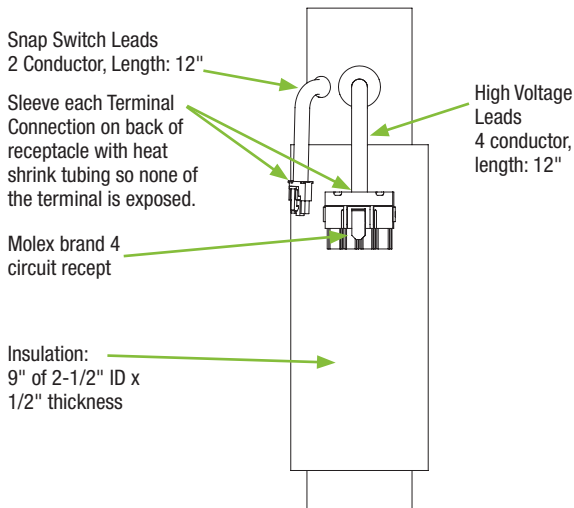


Tube Heater

## Tube Heaters

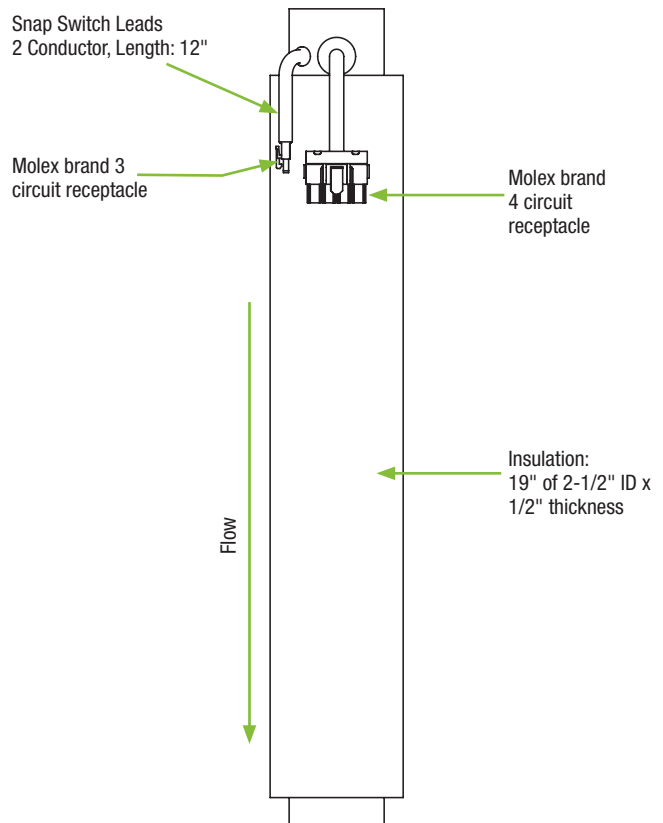
Part Number	Watts	Voltage
18184201	1 kW	208V 3 phase 60 Hz
18184202	1 kW	240V 3 phase 60 Hz
18184203	1 kW	380V 3 phase 50 Hz
18184204	1 kW	415V 3 phase 50 Hz
18184205	1 kW	480V 3 phase 60 Hz
18184206	1 kW	575V 3 phase 60 Hz
18184207	2 kW	208V 3 phase 60 Hz
18184208	2 kW	240V 3 phase 60 Hz
18184209	2 kW	380V 3 phase 50 Hz
18184210	2 kW	415V 3 phase 50 Hz
18184211	2 kW	480V 3 phase 60 Hz
18184212	2 kW	575V 3 phase 60 Hz
18184213	3 kW	208V 3 phase 60 Hz
18184214	3 kW	240V 3 phase 60 Hz
18184215	3 kW	380V 3 phase 50 Hz
18184216	3 kW	415V 3 phase 50 Hz
18184217	3 kW	480V 3 phase 60 Hz
18184218	3 kW	575V 3 phase 60 Hz
18184219	4 kW	208V 3 phase 60 Hz
18184220	4 kW	240V 3 phase 60 Hz
18184221	4 kW	380V 3 phase 50 Hz
18184222	4 kW	415V 3 phase 50 Hz
18184223	4 kW	480V 3 phase 60 Hz
18184224	4 kW	575V 3 phase 60 Hz

**Note:** Heaters are 2-1/2" OD, 12" tall.



Part Number	Watts	Voltage
18184301	6 kW	208V 3 phase 60 Hz
18184302	6 kW	240V 3 phase 60 Hz
18184303	6 kW	380V 3 phase 50 Hz
18184304	6 kW	415V 3 phase 50 Hz
18184305	6 kW	480V 3 phase 60 Hz
18184306	6 kW	575V 3 phase 60 Hz
18184307	8 kW	240V 3 phase 60 Hz
18184308	8 kW	380V 3 phase 50 Hz
18184309	8 kW	415V 3 phase 50 Hz
18184310	8 kW	480V 3 phase 60 Hz
18184311	8 kW	575V 3 phase 60 Hz
18184312	10 kW	240V 3 phase 60 Hz
18184313	10 kW	380V 3 phase 50 Hz
18184314	10 kW	415V 3 phase 50 Hz
18184315	10 kW	480V 3 phase 60 Hz
18184316	10 kW	575V 3 phase 60 Hz

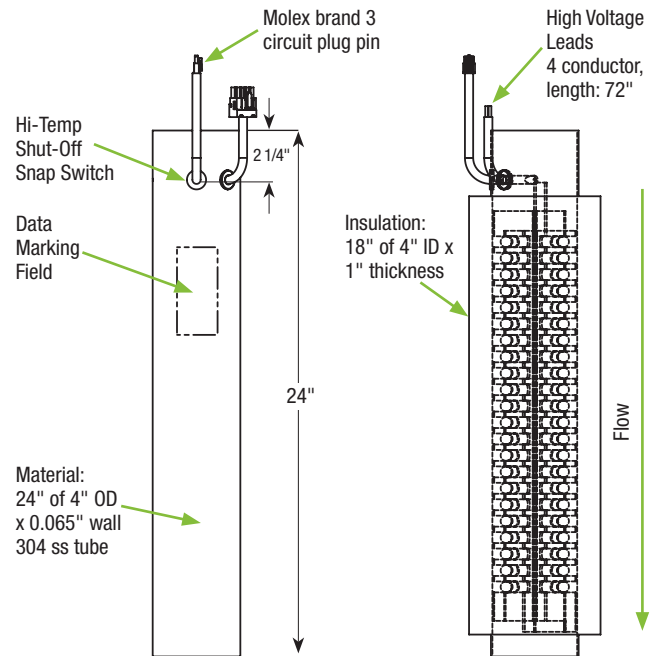
**Note:** Heaters are 2-1/2" OD, 21-1/2" tall.



## Tube Heaters

Part Number	Watts	Voltage	Current
18186101	15 kW	240V 3 phase 60 Hz	37.6 amps
18186102	15 kW	400V 3 phase 50 Hz	21.6 amps
18186103	15 kW	480V 3 phase 60 Hz	18.8 amps
18186104	15 kW	575V 3 phase 60 Hz	15.0 amps
18186105	30 kW	400V 3 phase 50 Hz	43.3 amps
18186106	30 kW	460V 3 phase 60 Hz	37.6 amps
18186107	30 kW	575V 3 phase 60 Hz	30.1 amps

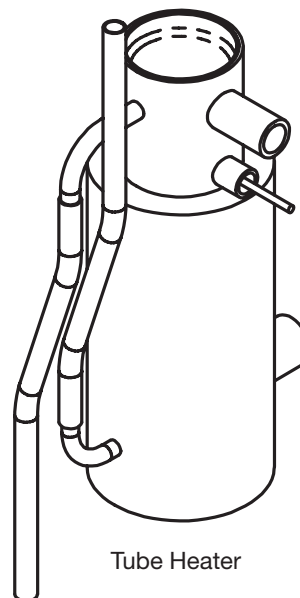
**Note:** Heaters are 4" OD x 24" tall.



## Tube Heaters

Part Number	Watts	Voltage
18864501	1 kW	110 VAC
18864502	1 kW	220 VAC
18864505	2 kW	110 VAC
18864506	2 kW	220 VAC

**Note:** Heaters are 2" OD x 8-1/4" tall.



## Gas Dryer Ignition Systems

Part Number	Description
20957101	Flame Controller w/4 sec. lockout 115 VAC / 3A / 60 Hz / 24 VAC Control



20957101

Part Number	Description
20957102	Hot Surface Igniter Compatible with #20957101



20957102



20957103

Part Number	Description
20957103	Flame Sensor Compatible with #20957101

**Note:** For part number 20957103:

29926003, 05, 06, 11 and 12 sensor rod is to be cut at 4".  
29926007, 08, 09, 10 and 13 sensor rod is to be cut at 3".



20957105

Part Number	Description
20957105	Flame Rod

## Burners for Gas Dryers

Part Number	Flange Diameter	Burner Length	Burner Diameter
29926003	8.5"	7.75"	2"
29926005	8.5"	12.25"	2"
29926006	11"	14.25"	2.5"
29926008	15"	17.25"	2.8"
29926009	19.5"	18.75"	4.3"
29926010	19.5"	21.25"	4.3"
29926011	25.5"	24.75"	6.3"
29926012	25.5"	36.88"	6.3"
29926014	No Flange	37.10"	6.3"
29926015	No Flange	23.90"	6.3"
29926016	No Flange	23.60"	5.1"
29926017	No Flange	21.10"	4.5"
29926020	No Flange	12.60"	4"



Burners for Gas Dryers

## Burners per Model

Dryer Model	Process Burner	Regeneration Burner
CDG400A	29926003	29926003
CDG400H	29926005	29926003
CDG600A	29926006	29926003
CDG600H	29926007	29926003
CDG800A	29926006	29926005
CDG800H	29926008	29926005
CDG1000A	29926008	29926005
CDG1000H	29926010	29926005
CDG1600A	29926009	29926006
CDG1600H	29926011	29926006
CDG2400A	29926011	29926008
CDG2400H	29926012	29926008
CDG3200A	29926011	29926008
CDG3200H	29926012	29926008

Dryer Model	Process Burner
CGT150	29926020
CGT250	29926017
CGT350	29926016
CGT700	29926014

## Fairway Pendant Controls

### BE 950 SW

Part Number	Description	Pendant Cables
128B900400*	BE 950 SW Controller	2 meter: KB15-3

\* Does not include cable



Fairway Pendant Control

## Picker Controls

### EX Series

Part Number	Description
CNT-00009	PCE II D Control, EX Series Pickers, 60 through 450



Picker Control



FX Series Control

### FX Series

Part Number	Description
PCRX-1	Main Control, FX Series Pickers, 60 through 550
PM-20HCE	Pendant only
PM-20-CAB	Pendant cable

**Picker Controls** (continued)

**MX Series and UCR-150L**

Part Number	Description	Pendant Cables
CNT-00051*	PCE IV Control, MX Series Pickers, 60 through 550	4 meter: KB25-1-25-4

\* Does not include cable



MX Series and UCR-150L Control



MX Series, MXR Series and UCR 150 Control

**MX Series, MXR Series and UCR 150**

Part Number	Description	Pendant Cables
CD-EM1*	MX and MXR Pickers, UCR 150 Robot	4 meter: KB37-4

\* Does not include cable

**Blender Controls** (Refurbished Units available)

Part Number	Description
6132180013	8 Pin, 4 Position, 120 Volt
6132180014	8 Pin, 12 Position, 120 Volt
6132180078	17 Pin, 4 Position, 120 Volt
6132180079	17 Pin, 12 Position, 120 Volt
6132180153	17 Pin, 12 Position (used with air actuated motor)
61109404	17 Pin, 4 Position, 220 Volt
61109405	220 Volt




Blender Control

## WSB/GB Retrofit Control

Part Number	Height	Width	Depth	Voltages
6142550103	8.5"	12.1"	8.1"	110V/1 phase/60 Hz 220V/1 phase/50 Hz

**Note:** Please refer to the Conair Equipment Catalog or the Conair website for additional information.



WSB/GB Retrofit Control

## Feeder Controls

**BFO/ BFS/ BF6/ BFH**

Part Number	Description	Voltage
61422301	Injection Control	110 VAC
61422302	Injection Control	220 VAC
61422303	Injection Control	110 VAC / 24 VDC
61422304	Injection Control	220 VAC / 24 VDC
61422401	Extrusion Control	110 VAC
61422402	Extrusion Control	220 VAC
61422403	Extrusion Control with meter	110 VAC
61422404	Extrusion Control with meter	220 VAC



Feeder Control

## Self-Contained Loader Controls

Part Number	Description
107536	Enhanced
10753601	Enhanced for Z Loaders
10753602	Standard
10171803	Universal Terminal Box
20609122	Fuse 3 Amp - For 10171803 Universal Terminal Box



Self-Contained Loader Control

**Self-Contained Loader Controls** (continued)

Part Number	Description
10760601	MLC6 Control, 120 Volt
10179201	Universal Terminal Box with Relay for use with Brush Style Motors
10179203	Universal Terminal Box without Relay for use with Brushless Style Motors
1074640302	10" Remote Extension Cable
1074640102	15" Remote Extension Cable
1074640502	20" Remote Extension Cable
10760901	Remote Mounting Plate
26674511	Fuse 0.5 Amp
26674519	Fuse 3.15 Amp
1076570101	ELCM - 115V
1076570102	ELCM - 230V
1076570301	Remote Pendant



Self-Contained Loader Control



Self-Contained Loader Controls

Part Number	Description
10760602	MLC6 Control; 240 Volt
10179202	Universal Terminal Box with Relay
1074640303	10' Remote Extension Cable
1074640103	15' Remote Extension Cable
1074640503	20' Remote Extension Cable
10760901	Remote Mounting Plate
26674511	Fuse 0.5 Amp
26674519	Fuse 3.15 Amp



Part Number	Description
1076200101	MLC2 Control, 120 Volt
1076200102	MLC2 Control, 220 Volt

**Note:** For use with Conair TLM Self Contained Integral Motor Tube Loaders.

## Central Controls

Part Number	Description
10747703	Selectronic 4+ Control, 110 Volt
10171801	Universal Terminal Box
10735401	Power Supply Control for Vacuum Pump
1074640302	10' Remote Extension Cable
1074640102	15' Remote Extension Cable
1074640502	20' Remote Extension Cable
20609114	Fuse 0.5 Amp
20909119	Fuse 1 Amp
20609122	Fuse 3 Amp



10747703

Part Number	Description
10747701	Selectronic 5 Control, 24 Volt
10171802	Universal Terminal Box
10735601	Power Supply Control for Vacuum Pump
1074640301	10' Remote Extension Cable
1074640101	15' Remote Extension Cable
1074640501	20' Remote Extension Cable
20609114	Fuse 0.5 Amp
20909119	Fuse 1 Amp
20609122	Fuse 3 Amp



10747701

Part Number	Description
1074770401PH	Selectronic 6-120 Control, 120 Volt
10179203	Universal Terminal Box
1073540101	Power Supply Control for Vacuum Pump

## Central Controls (continued)

### Selectronic 6

Part Number	Description
1074640302	10' Remote Extension Cable
1074640102	15' Remote Extension Cable
1074640502	20' Remote Extension Cable
10760901	Remote Mounting Plate
26674511	Fuse 0.5 Amp
26674519	Fuse 3.15 Amp



Part Number	Description
1074770402PH	Selectronic 6-24 Control, 24 Volt AC
10179204	Universal Terminal Box
1074860101	Power Supply
1074640301	10' Remote Extension Cable
1074640101	15' Remote Extension Cable
1074640501	20' Remote Extension Cable
10760901	Remote Mounting Plate
26674511	Fuse 0.5 Amp
26674519	Fuse 3.15 Amp



Central Controls



Central Control

Part Number	Description
10762013	TLA Control

**Note:** For use with TLA Compressed Air Tube Loaders.

## Heat Transfer Controls

For TW1 and TW2 Controls

Part Number	Description
33405801PH	TW1 (includes sheet metal, operator board, and graphic)
09003732	Operator Board only
09003731	Motherboard Only (in base of unit)
09003735	Operator Panel Cable



09003732



09003731



09003734



09003733

Part Number	Description
33405802PH	TW1 (includes sheet metal, operator board, handles, operator cable and graphic)
09003734	Operator Board Only
09003733	Motherboard Only (in base of unit)
09003737	15' Coiled Control Cable (standard)
02001186PH	30' Coiled Control Cable
02001187PH	50' Coiled Control Cable

Part Number	Description
20975301	TW Control with Alarm
20975302	TW Control with SPI




Heat Transfer Control

## Heat Transfer Controls


For MT2 and MT3 Controls

Part Number	Description
05000300PH	Micro Trac 2 - (4 colored buttons {square pattern}, includes sheet metal, operator board and graphic.)
09002779R	Operator Board Only
09002686	Motherboard Only (in base of unit)


Part Number	Description
05000127	Micro Trac 3 - (8 colored buttons {in a row}, includes sheet metal, operator board, handles, operator cable and graphic.)
11000550R	Operator Board Only
11000561XT	Motherboard Only (in base of unit)
09002686	Universal Terminal Board



09002779R



09002686



11000550R

## Pump Seal Kits

For Water Pumps and MicroKool Chillers

Part Number	Pump Type	Description
09000358	12CS	5/8" EPDM Carbide/Carbide up to 300° F
09000359	50CS	1-1/2" EPDM Carbide/Carbide up to 300° F
09000751	11C, 12C	5/8" EPDM Silicon up to 250° F
09000752	50C	1-1/2" EPDM Silicon up to 250° F
09000851	55F-20 Hp, 56F-20 and 25 Hp	1-3/4" BUNA Ceramic up to 180° F
09001488	50, 52, 54F, 55F-10 Hp, 56F-15 Hp	1-1/2" BUNA Ceramic up to 180° F
09003085	15, 16 - 1-1/2 and 2 Hp, 18	1-1/2" BUNA Ceramic up to 180° F
09003262*	11, 16 - 1/3 through 2 Hp*	5/8" BUNA Ceramic up to 180° F
09003271	63	1-3/4" BUNA Ceramic up to 180° F
09003324	57	1-3/4" BUNA Ceramic up to 180° F
09003406	62	1-1/2" BUNA Ceramic up to 180° F
09003407	96	1-3/4" BUNA Ceramic up to 180° F
09003408	102	1-3/4" BUNA Ceramic up to 180° F
09003409	103	1-3/4" BUNA Ceramic up to 180° F
09003416	68, 69	5/8" EPDM Silicon Carbide up to 250° F

**Note:** Seal kits include nut, flinger, case gasket, washer, seal and lubrication. Depending on seal kit ordered it may also include shaft sleeve, impeller retainer, key, o-ring, and seal retainer.

\* Pump Type 16: 1/3 through 2 Hp for microKool chillers only.



Pump Seal Kit

## Pump Seal Kits (continued)

### For TC1 and TC2 Oil Units

Part Number	Description
09003216	Kit for 400° F units Only for units mfg. before February 1996
09003215	Kit for all 500° F and 400° F units Only for units mfg. after February 1996

**Note:** Seal kits include shaft, nut, washer, key, flinger, case gasket, backplate gasket, washer gasket and 5/8" seal.



Pump Seal Kit -  
TC1 and TC2 Oil Units

### For HTR1-500 / HTR2-500 Oil Units

Part Number	Description
09004581	Pump Seal Kit

**Note:** Seal kit includes lip seal - viton, seal assembly 3/4" - Type 2, drive sleeve - stainless steel, (2) gaskets, isolator, o-ring - viton.



Pump Seal Kit -  
HTR1-500 / HTR2-500 Oil Units

### For Air- and Water-Cooled Chillers - Series A1, 2, 3 and W1, 2, 3

Part Number	Pump Type
09004685	231, 232 - 1/2 - 5 Hp
09004686	233 - 3 Hp, 234 - 5 Hp
09004689	233 - 5 Hp, 234 - 7.5 Hp
09004688	233 - 7.5 Hp, 10 Hp, 234 - 15 Hp

**Note:** Seal kit includes shaft seal, o-ring, flinger, D washer and hex nut.

## Impellers

For Water Pumps and Chillers

Part Number	Hp	Pump Type	OD	Material
09001417	0.75	11C and 12CS	4.5"	Stainless Steel
09001418	1	11C and 12CS	4.875"	Stainless Steel
09001414	2	11C and 12CS	5.63"	Stainless Steel
F92100383	2	16	5"	Cast Iron
09003313	3	50C	5.25"	Cast Iron
09001419	3	50CS	5.25"	Bronze
09003314	5	50C	6.0"	Cast Iron
09001420	5	50CS	6.0"	Bronze
09003315	7.5	50C	6.5"	Cast Iron
09003418	0.3	69C	3.25"	Bronze
09003419	0.5	69C	3.25"	Bronze
09001421	7.5	50CS	6.5"	Bronze
09004684	25	57	Specify Diameter	Cast Iron
09004617	40	57	6.88"	Cast Iron
09009982	0.3	11	3.5"	Stainless Steel
09009981	0.5	11	4.0"	Stainless Steel



Impellers

## Impellers

For HTR1-500 and HTR2-500

Part Number	Size	Material
09004587	1.5" ID x 4.25" OD	Cast Iron
09004589	5.9" Diameter	Cast Iron
09004590	1.5" ID x 5.25" OD	Cast Iron
09004591	1.5" ID x 4.8" OD	Cast Iron

## Water Pump Motors

For Chillers and Heat Transfer Units

Part Number	Hp	Voltage	Model
09003413	1/3	208 / 230 / 460V / 3/60	11 and 69
09003414	1/2	208 / 230 / 460V / 3/60	11 and 69
09001403	3/4	208 / 230 / 460V / 3/60	11C and 12 CS
09000376	3/4	575V / 3/60	11C and 12 CS
09000378	1	208 / 230 / 460V / 3/60	11C and 12 CS
09000379	1	575V / 3/60	11C and 12 CS
09000380	1	200 / 380V / 3/60	11C and 12 CS
09003248	1-1/2	208 / 230 / 460V / 3/60	16
09000381	2	208 / 230 / 460V / 3/60	11C and 12 CS
09000382	2	575V / 3/60	11C and 12 CS
09000383	2	200 / 380V / 3/60	11C and 12 CS
09000384	3	208 / 230 / 460V / 3/60	50C and 50 CS
09000385	3	575V / 3/60	50C and 50 CS
09000386	3	200 / 380V / 3/50	50C and 50 CS
09000387	5	208 / 230 / 460V / 3/60	50C and 50 CS
09000388	5	575V / 3/60	50C and 50 CS
09000389	5	200 / 380V / 3/50	50C and 50 CS
09000390	7-1/2	208 / 230 / 460V / 3/60	50C and 50 CS
09000391	7-1/2	575V / 3/60	50C and 50 CS
09000392	7-1/2	200 / 380V / 3/50	50C and 50 CS



Water Pump Motors

## Pump / Motor Assembly

For Heat Transfer, Chillers, Pump Tanks & Cooling Towers

Part Number	Pump Type	Hp	Impeller Diameter	Voltage
09001005	11	1/2	4"	208 / 230 / 460
09001676	11	1/3	3.5"	208 / 230 / 460
09000769	11	3/4	4.5"	208 / 230 / 460
09000952	11C*	3/4	4.5"	208 / 230 / 460
09000953	11C*	1	4.875"	208 / 230 / 460
09000954	12C*	2	5.63"	208 / 230 / 460
09000958	12CS**	3/4	4.5"	208 / 230 / 460
09000959	12CS**	1	4.875"	208 / 230 / 460
09000960	12CS**	2	5.63"	208 / 230 / 460
09001751	15	7-1/2	5.125"	208 / 230 / 460
09001752	15	10	5.375"	208 / 230 / 460
09001274	16	1	4.25"	208 / 230 / 460
09001015	16	1-1/2	4.75"	208 / 230 / 460
09001071	16	2	5"	208 / 230 / 460
09001806	16	2	5.25"	208 / 230 / 460
09001703	16	3	5.25"	208 / 230 / 460
09001011	18	3	4.375"	208 / 230 / 460
09001198	18	5	5.25"	208 / 230 / 460
09001807	50	3	5.5"	208 / 230 / 460
09001711	50	5	6"	208 / 230 / 460

**Note:** Pump / motor assembly includes everything except for volute and heater tank.

\* silicon seal

\*\* carbide on carbide seal



Pump / Motor Assembly

**Pump / Motor Assembly** (continued)

For Heat Transfer, Chillers, Pump Tanks &amp; Cooling Towers

Part Number	Pump Type	Hp	Impeller Diameter	Voltage
09000955	50C*	3	5.25"	208 / 230 / 460
09000956	50C*	5	6"	208 / 230 / 460
09000957	50C*	7-1/2	6.5"	208 / 230 / 460
09000961	50CS**	3	6"	208 / 230 / 460
09000962	50CS**	5	6"	208 / 230 / 460
09000963	50CS**	7-1/2	6"	208 / 230 / 460
09001275	52	3	4.87"	208 / 230 / 460
09001291	52	5	5.625"	208 / 230 / 460
09002531	52	10	6.5"	208 / 230 / 460
09000788	52	7-1/2	6"	208 / 230 / 460
09001337	54F	15	6.5"	208 / 230 / 460
09002886	56F	10	5"	208 / 230 / 460
09001318	56F	15	5.5"	208 / 230 / 460
09001395	56F	20	6"	208 / 230 / 460
09001010	56F	25	6.25"	208 / 230 / 460
09001755	57	20	5.5"	208 / 230 / 460
09001718	57	25	6"	208 / 230 / 460
09004644	60	2	5.12"	208 / 230 / 460
09002621	60	3	5.5"	208 / 230 / 460
09001518	63	50	8"	230 / 460
09001713	63	60	8"	230 / 460
09001763	102	20	7.5"	230 / 460
09001765	102	25	7.63"	230 / 460
09003374	69C	1/3	3.25"	208 / 230 / 460
09003375	69C	1/2	3.25"	208 / 230 / 460
09003411	69C	1/3	3.25"	208 / 230 / 460
09003412	69C	1/2	3.25"	208 / 203 / 460

**Note:** Pump / motor assembly includes everything except for volute and heater tank.

\* silicon seal

\*\* carbide on carbide seal

**Pump / Motor Assembly** (continued)

For Heat Transfer, Chillers, Pump Tanks &amp; Cooling Towers

Part Number	Description	Hp	Impeller Diameter	Voltage
2904060401	Stainless Steel Pump	1/2	6.30"	208 / 230 / 460V
2904060501	Stainless Steel Pump	3	6.30"	380 / 60 Hz
2904060601	Stainless Steel Pump	3/4	4.50"	208 / 230 / 460V
2904060701	Stainless Steel Pump	1	4.88"	208 / 230 / 460V
2904060801	Stainless Steel Pump	1.5	5.25"	208 / 230 / 40V
2904060901	Stainless Steel Pump	1.5	5.75"	400V / 50 Hz
29040610001	Stainless Steel Pump	15	7.80"	208 / 230 / 460V
29040601001	Stainless Steel Pump	1	4.88"	575V
29040610901	Stainless Steel Pump	7.5	6.30"	200-400 / 50
29040611001	Stainless Steel Pump	10	4.88"	208 / 230 / 460V
2904061101	Stainless Steel Pump	3/4	4.50"	575V
29040611101	Stainless Steel Pump	10	4.50"	575V / 60 Hz
29040611501	Stainless Steel Pump	15	6.70"	208 / 230 / 460V
2904061201	Stainless Steel Pump	2	6.30"	200 / 400-3-50
2904061301	Stainless Steel Pump	1.5	5.25"	575 V / 60 Hz
2904061401	Stainless Steel Pump	2	5.75"	575 V / 60 Hz
2904061501	Stainless Steel Pump	2	5.75"	208 / 230 / 460V
2904061701	Stainless Steel Pump	3	6.30"	208 / 230 / 460V
2904061801	Stainless Steel Pump	3	6.30"	575 V / 60 Hz
2904061901	Stainless Steel Pump	1/2	4.50"	200 V / 50 Hz
2904062601	Stainless Steel Pump	7.5	5.90"	230 / 460 V / 60 Hz
2904064401	Stainless Steel Pump	3	5.20"	208 / 230 / 460V
2904064801	Stainless Steel Pump	1	5.25"	400 / 3 / 50
2904065001	Stainless Steel Pump	2	4.90"	208 / 230 / 460V
2904065501	Stainless Steel Pump	3	5.40"	208 / 230 / 460V
2904065801	Stainless Steel Pump	3	5.80"	400V / 50 Hz
2904065901	Stainless Steel Pump	3	6.3"	200 / 220 / 420V
2904066001	Stainless Steel Pump	5	6.30"	208 / 230 / 460V
2904067501	Stainless Steel Pump	5	5.80"	208 / 230 / 460V
2904067801	Stainless Steel Pump	5	6.30"	400V / 50 Hz
2904068001	Stainless Steel Pump	7.5	6.30"	208 / 230 / 460V
2904069401	Stainless Steel Pump	5	7.00"	400V / 50 Hz
2904069501	Stainless Steel Pump	10	7.00"	208 / 230 / 460V
2904069901	Stainless Steel Pump	7.5	7.80"	400V / 50 Hz

## Chiller Compressors

Model Number	Part Number	Voltage	Fan Unit
ECA 1.5	2670501001	230 / 3 / 60 Hz	2670930505
	2670501001	208 / 3 / 60 Hz	2670930505
	2670501004	400 / 3 / 60 Hz	2670930503
	2670501004	460 / 3 / 60 Hz	2670930503
ECA 3	2670501201	230 / 3 / 60 Hz	2670930505
	2670501201	208 / 3 / 60 Hz	2670930505
	2670501204	400 / 3 / 60 Hz	2670930503
	2670501204	460 / 3 / 60 Hz	2670930503
	2670501205	575 / 3 / 60 Hz	2670930504
ECA 5	2670501301	230 / 3 / 60 Hz	2670930605
	2670501301	208 / 3 / 60 Hz	2670930605
	2670501304	400 / 3 / 60 Hz	2670930602
	2670501304	460 / 3 / 60 Hz	2670930603
	2670501305	575 / 3 / 60 Hz	2670930604
ECA 7.5	2670501501	230 / 3 / 60 Hz	2670930605
	2670501501	208 / 3 / 60 Hz	2670930605
	2670501504	400 / 3 / 60 Hz	2670930602
	2670501504	460 / 3 / 60 Hz	2670930603
	2670501505	575 / 3 / 60 Hz	2670930604
ECA 10	2670501701	230 / 3 / 60 Hz	2670930605
	2670501701	208 / 3 / 60 Hz	2670930605
	2670501704	400 / 3 / 60 Hz	2670930602
	2670501704	460 / 3 / 60 Hz	2670930603
	2670501705	575 / 3 / 60 Hz	2670930604
ECA 15	2670501801	230 / 3 / 60 Hz	2670930901
	2670501801	208 / 3 / 60 Hz	2670930901
	2670501804	400 / 3 / 60 Hz	2670930903
	2670501804	460 / 3 / 60 Hz	2670930903
	2670501805	575 / 3 / 60 Hz	2670930904
ECA 20	2670502004	400 / 3 / 50 Hz	2670930803
	2670502004	460 / 3 / 60 Hz	2670930803
	2670502005	575 / 3 / 60 Hz	2670930804
ECA 25 and	2670502204	400 / 3 / 50 Hz	2670930903
	2670502204	460 / 3 / 60 Hz	2670930903
ECW 30	2670502205	575 / 3 / 60 Hz	2670930904

## Cooling Solenoid Valves for Heat Transfer

For microTemp Unit - MTC-1


Part Number	Size	Description
09003424A	1/4" Valve	0.35CV-300 PSI
09003425	1/4" Valve	0.35CV-140 PSI
09000321	1/4" Valve	0.50CV
09003426	1/4" Repair Kit	0.35CV
09004552	1/4" Repair Kit	0.50CV



09002969

For Thermolators - TC1, TC2, TW, TW1, TW2 Units


Part Number	Size	Description
09001551	1/4" Valve	0.72CV
09000457	3/8" Valve	1.5CV
09002969	1/2" Valve	4.0CV
09004510V	3/4" Valve	5.0CV
09004552	1/4" Repair Kit	0.72CV
09004657	3/8" Repair Kit	1.5CV
09004614	1/2" Repair Kit	4.0CV
09004554	3/4" Repair Kit	5.0CV



09004552

## Modulating Valves for Heat Transfer

Part Number	Size	Description
09002890	1/2" Valve Body	1.3CV
09002931	3/4" Valve Body	5.0CV
09003058	1" Valve Body	11CV
09002892	Modulating Valve Actuator	
09002891	Modulating Valve Linkage	



09002890



09002892

**Note:** Valve body and actuator are sold separately.

Valve body includes linkage.

## Modulating Valves for Heat Transfer (continued)

For VB7223 Style Valve / 1998 Units & Newer

Part Number	Size	Description
09004604	1/2" Repair Kit	1.3CV
09004605	3/4" Repair Kit	5.0CV
09004606	1" Repair Kit	11CV



09004604

For VB9223 Style Valve / 1997 Units & Older

Part Number	Size	Description
09003227	1/2" Repair Kit	1.3CV
09003228	3/4" Repair Kit	5.0CV
09003229	1" Repair Kit	11CV

**Note:** Repair kit includes stem, packing cartridge and plug assembly.

## Slow-Closed Solenoid Valves for Heat Transfer

Complete Valve Assemblies - Includes Actuator

Part Number	Size
26675317	1/2" Valve
26675318	3/4" Valve
26675319	1" Valve



Slow-Closed Solenoid Valves for Heat Transfer

## Electric - Actuated Ball Valves

Complete Valve Assemblies - Includes Actuator

Part Number	NPT	CV	Volt
26680601	3/4"	1.2	120 AC
26680602	3/4"	4.3	120 AC
26680603	3/4"	10	120 AC
26680604	3/4"	15	120 AC
26680605	3/4"	1.2	24 AC/DC
26680606	3/4"	4.3	24 AC/DC
26680607	3/4"	10	24 AC/DC
26680608	3/4"	15	24 AC/DC



Electric - Actuated Ball Valves



26680601

### Spare Parts for the above

Part Number	Description
26680650	Electric Actuator, 120 Volt, Spring Return
26680651	Electric Actuator, 24 Volt AC/DC, Spring Return
26680652	3/4" 2-way Valve Body / Linkage Assembly - CV = 1.2
26680653	3/4" 2-way Valve Body / Linkage Assembly - CV = 4.3
26680564	3/4" 2-way Valve Body / Linkage Assembly - CV = 10.0
26680655	3/4" 2-way Valve Body / Linkage Assembly - CV = 15.0

**Note:** All Valves are two-way, normally closed, (2-NC).

## Heat Transfer & Chiller Switches

Part Number	Description
11000050	Water Pressure Switch
09003367	Water Pressure Switch, 25 PSI (Used on micro temperature controllers)
09003368	High Temperature Safety Switch, 260°F (Used on micro temperature controllers)
09000502	Flow Switch
09003497	Flow Switch
20973003	Flow Switch, 1/2" NPT (Used on Air Cooled (A1, 2, 3) and Water-Cooled (W1, 2, 3) Chiller Units)
09003664	Float Switch
09001264	Refrigerant Low Pressure Switch
09001850	Refrigerant High Pressure Switch
09000595	Oil Pressure Switch / Sensor
09002254	Level Float Switch, 500°F



11000050



09003367



09003368



20973003



09003664



09001264




09002254

## Condenser Fan Blades

For Air-Cooled (AC Series) & microKool (MPA Series) Chiller Units

Part Number	Description	Model
09001683	22°	AC-3, AC-5, AC-10 (2) req.
09001682	34°	AC-7.5, AC-15, (2) req., AC-20-1 (3) req.
09003464		MPA-1.5 ton
09003465		MPA-2 ton
09003466		MPA-3 ton
09003467		MPA-4 and 5 ton
VP083013801		MPA-7.5, 10 and 11 ton

**Note:** Above fan blades are steel.



Condenser Fan Blade

For Air-Cooled Chiller Units - Series 2 & 3 (A2/3)

Part Number	Diameter	Pitch	Model
26643901	30"	20°	A2/3 - 3.5 ton
26643902	30"	30°	A2/3 - 5 ton
26643903	30"	20°	A2/3 - 7.5 and t0 ton
26643904	30"	20°	A2/3 - 15 ton
26643905	42"	20°	A2/3 - 20 and 25 ton
26643906	42"	25°	A2/3 - 30 ton

**Note:** Above fan blades are plastic.



Condenser Fan Blade

## Condenser Fan Motors

For microKool (MPA) Chillers

Part Number	Voltage	Model
09003456	230	1.5 ton
09003457	460	1.5 ton
09003458	230	2 ton
09003459	460	2 ton
09003460	230	3 ton
09003461	460	3 ton
09001332	208 / 230 / 460	3 and 5 ton
09003462	230	4 - 5 ton
09003463	460	4 - 5 ton

## Condenser Fan Motors (continued)

For microKool (MPA) Chillers

Part Number	Voltage	Model
09001745	460	7.5 Ton (1) req.
09001745	460	10 Ton (2) req.
09001745	460	11 Ton (2) req.
09001745	460	15 Ton (2) req.
09001745	460	20-1 Ton (3) req.
09002463	208 / 230 / 460	20-2 Ton (2) req.
09002485	208 / 230 / 460	25 Ton (2) req.
09001746	230 / 460	30 Ton (2) req. - (7-1/2 Hp)
09001072	230 / 460	35 Ton (2) req. - (10 Hp)
09001072	230 / 460	40 ton (2) req. - (10 Hp)

## Condenser Fan Motors

For Air-Cooled Chillers - Series 2 and 3 (A2/3)

Part Number	Voltage	Hp	Model
2664460101	208 / 230	1	A2/3 - 3.5 / 7.5 ton
2664460201	380 / 60 Hz	1	A2/3 - 3.5 / 7.5 ton
2664460301	460	1	A2/3 - 3.5 / 7.5 ton
2664460401	575	1	A2/3 - 3.5 / 7.5 ton
2664460501	208 / 230	1.5	A2/3 - 5 / 10 ton
2664460601	380 / 60 Hz	1.5	A2/3 - 5 / 10 ton
2664460701	460	1.5	A2/3 - 5 ton
2664460801	575	1.5	A2/3 - 5 ton
2664460901	200 / 50 Hz	1.5	A2/3 - 3.5 / 7.5 ton
2664461001	400 / 50 Hz	1.5	A2/3 - 3.5 / 7.5 ton
2664461301	460	1.5	A2/3 - 10 ton
2664461401	575	1.5	A2/3 - 10 ton
2664461501	200 / 50 Hz	1	A2/3 - 5 ton
2664461601	400 / 50 Hz	1	A2/3 - 5 ton



Condenser Fan Motor

**Condenser Fan Motors** (continued)  
**For Air-Cooled Chillers - Series 2 and 3 (A2/3)**

Part Number	Voltage	Hp	Model
2664461701	200 / 50 Hz	3	A2/3 - 10 ton
2664461801	400 / 50 Hz	3	A2/3 - 10 ton
2664461901	200 / 50 Hz	5	A2/3 - 15 ton
2664462001	400 / 50 Hz	5	A2/3 - 15 ton
2664462101	208 / 230	5	A2/3 - 15 ton
2664462201	380 / 60 Hz	5	A2/3 - 15 ton
2664462301	460	5	A2/3 - 15 ton
2664462401	575	5	A2/3 - 15 ton
2664462501	200 / 50 Hz	7.5	A2/3 - 20 / 25 ton
2664462601	400 / 50 Hz	7.5	A2/3 - 20 / 25 ton

Part Number	Voltage	Hp	Model
2664462701	208 / 230	7.5	A2/3 - 20 / 25 ton
2664462801	380 / 60 Hz	7.5	A2/3 - 20 / 25 ton
2664462901	460	7.5	A2/3 - 20 / 25 ton
2664463001	575	7.5	A2/3 - 20 / 25 ton
2664463101	200 / 50 Hz	10	A2/3 - 30 ton
2664463201	400 / 50 Hz	10	A2/3 - 30 ton
2664463301	208 / 230	10	A2/3 - 30 ton
2664463401	380 / 60 Hz	10	A2/3 - 30 ton
2664463501	460	10	A2/3 - 30 ton
2664463601	575	10	A2/3 - 30 ton

**Condenser Fan Motors**  
**For Air-Cooled Chillers - Series 2 and 3 (A2/3)**

Part Number	Voltage	Hp	Model
09001332	208 / 230 / 240	1	AC-3 / AC-5 / AC-10 (2) req.
09002427	575	1	AC-3 / AC-5 / AC-10 (2) req.
09001745	208 / 230 / 460	1.5	AC-7.5 / AC-15 (2) req. / AC-20-1 (3) req.
09002448	575	1.5	AC-7.5 / AC-15 (2) req. / AC-20-1 (3) req.
09002463	208 / 230 / 460	3	AC-20-2
09002464	575	3	AC-20-2
09002485	208 / 230 / 460	5	AC-25
09002487	575	5	AC-25
09001746	208 / 230 / 460	7.5	AC-30
09002491	575	7.5	AC-30
09001072	208 / 230 / 460	10	AC-35 / AC-40
09002449	575	10	AC-35 / AC-40



## Granulator Blades

Model	Part Number	Description	Qty.	Dimensions			Bolt Holes / Slots
				Width	Height	Length	
JC3 / JC78 /	ASY-00142	Rotor Knives	5 pc. set	N/A	N/A	N/A	N/A
LP78 / LP330	KNF-00003	Bed Knives	2	2.920"	0.468"	7.035"	3
JC5 / JC810	ASY-00177	Rotor Knives	7 pc. set	N/A	N/A	N/A	N/A
	KNF-00005	Bed Knives	2	2.920"	0.468"	9.884"	3
JC5L / JC814	ASY-00137	Rotor Knives	7 pc. set	N/A	N/A	N/A	N/A
LP350 / LP814	KNF-00001	Bed Knives	2	2.320"	0.471"	13.750"	4
JC10 / JC1016 / LP400	ASY-00141	Rotor Knives	9 pc. set	N/A	N/A	N/A	N/A
	KNF-00002	Bed Knives	2	2.830"	0.474"	15.564"	6
JC10L / JC1021 /	ASY-00164	Rotor Knives	12 pc. set	N/A	N/A	N/A	N/A
	KNF-00004	Bed Knives	4	2.850"	0.471"	10.387"	3
LP500 / LP1021	ASY-00320	Rotor Knives	7 pc. set	N/A	N/A	N/A	N/A
	KNF-00002	Bed Knives	2	2.830"	0.474"	15.564"	6
HA811 / LH811	810-013-01	Rotor Knives	2	2.00"	0.500"	9.50"	3
	810-012-01	Bed Knives	1	2.00"	0.500"	10.00"	3
ES1012	810-013-02	Rotor Knives	2	2.00"	0.500"	11.50"	3
	810-012-02	Bed Knives	1	2.00"	0.500"	11.93"	3
HD2020	2000-041-020	Rotor Knives	3	4.339"	0.875"	19.985"	4
	2000-042-020	Bed Knives	2	3.687"	0.875"	19.985"	6
HD2028	2028-041-028	Rotor Knives	6	4.125"	0.875"	27.965"	5
	2028-042-028	Bed Knives	4	3.687"	0.875"	27.965"	8
HD2040	2000-041-020	Rotor Knives	6	4.339"	0.875"	19.985"	4
	2000-042-020	Bed Knives	4	3.687"	0.875"	19.985"	6
HD2056	2028-041-028	Rotor Knives	12	4.125"	0.875"	27.965"	5
	2028-042-028	Bed Knives	8	3.687"	0.875"	27.965"	8

**Granulator Blades** (continued)

Model	Part Number	Description	Qty.	Dimensions			Bolt Holes / Slots	Stamped Part Number
				Width	Height	Length		
HG910	723-159-01	Rotor Knives	3	2.490"	0.875"	9.00"	2	
	723-160	Bed Knives	2	1.940"	0.440"	9.125"	2	
HG1412	1212-041	Rotor Knives	3	2.875"	0.468"	12.00"	2	
	1212-042-5441	Bed Knives	2	1.938"	0.500"	12.480"	5	
HG1420	KNF-00014	Rotor Knives	3	2.875"	1.00"	20.00"	3	
	KNF-00007	Bed Knives	2	1.940"	0.500"	20.218"	8	
HG1630	1630-20	Rotor Knives	3	3.445"	1.102"	29.50"	4	1630-20
	1630-114	Bed Knives	2	3.00"	0.500"	30.187"	12	307717
LC / MC28	2828-041-028	Rotor Knives	3	4.125"	0.875"	27.965"	5	308021
	2028-042-028	Bed Knives	2	3.687"	0.875"	27.965"	8	2028-042-0
LC / MC40	2840-041-020	Rotor Knives	6	4.310"	1.125"	19.995"	4	308159
	2000-042-020	Bed Knives	4	3.687"	0.875"	19.985"	6	308048
LC / MC56	2828-041-028	Rotor Knives	6	4.125"	0.875"	27.965"	5	308021
	2028-042-028	Bed Knives	4	3.687"	0.875"	27.965"	8	2028-042-0
TF1212	1212-041	Rotor Knives	3	2.875"	1.00"	12.00"	2	303078
	1212-042-5441	Bed Knives	2	1.938"	0.500"	12.248"	5	303077
TF1220	KNF-00014	Rotor Knives	3	2.875"	1.00"	20.00"	3	72323602
	KNF-00007	Bed Knives	2	1.940"	0.500"	20.218"	8	237723237
TF1624	KNF-00015	Rotor Knives	3	3.445"	1.00"	24.00"	4	LWF-00015
	KNF-00006	Bed Knives	4	2.850"	0.710"	12.400"	3	042146304212
XL15	ASY-00284	Rotor Knives	7 pc. set	N/A	N/A	N/A	N/A	ASY-00284
	1215-042-968	Bed Knives	4	2.905"	0.590"	9.640"	3	308157

**Granulator Blades (continued)**

Model	Part Number	Description	Qty.	Width	Dimensions		Bolt Holes / Slots	Stamped Part Number
					Height	Length		
XL20	1220-041-003	Rotor Knives	6 pc. set	N/A	N/A	N/A	N/A	1220-041-003
	1220-042-003	Bed Knives	2	2.93"	0.613"	21.265"	6	1220-042-020
UP / FP735	0700-041-H30	Rotor Knives	4	3.00"	0.750"	30.126"	7	307856
	0735-042-035	Bed Knives	2	3.00"	0.470"	35.75"	4	308216
UP / FP755	0700-041-H30	Rotor Knives	4	3.00"	0.750"	30.126"	7	307856
	0755-042-055	Bed Knife LH	2	3.00"	0.500"	27.50"	3	307845LH
	0755-042-056	Bed Knife RH	2	3.00"	0.500"	27.50"	3	307845RH
CR66	S124-03-0086	Rotor Knives	6	24 mm	5 mm	68.5 mm	0	8418362
	S124-04-0044	Bed Knives	2	24 mm	5 mm	138 mm	0	8419212
CR69	S124-03-0086	Rotor Knives	9	24 mm	5 mm	68.5 mm	0	8418362
	S124-04-0043	Bed Knives	2	24 mm	5 mm	209.5 mm	0	8419213
CE / CA / CK &	S124-03-0019	Rotor Knives	3	64 mm	12 mm	228.6 mm	2	8308107
CKB / CL79	S124-04-0011	Bed Knives	2	38 mm	9 mm	238.125 mm	0	8408108
CR611	S124-03-0086	Rotor Knives	12	24 mm	5 mm	68.5 mm	0	8418362
	S124-04-0042	Bed Knives	2	24 mm	5 mm	279.4 mm	0	8419214
CR614	S124-03-0086	Rotor Knives	15	24 mm	5 mm	68.5 mm	0	8418362
	S124-04-0049	Bed Knives	4	24 mm	5 mm	171.45 mm	0	8420398
CR617	S124-03-0086	Rotor Knives	18	24 mm	5 mm	68.5mm	0	8418362
	S124-04-0052	Bed Knives	4	24 mm	5 mm	206.375 mm	0	8422224
CF810	S124-03-0095	Rotor Knives	6	25 mm	8 mm	120 mm	0	8329503
Staggered Rotor	S124-04-0054	Bed Knives	2	25 mm	8 mm	241.3 mm	0	8229515
	S124-04-0054	Optional 3rd Bed	1	25 mm	8 mm	241.3 mm	0	8229515

**Granulator Blades** (continued)

Model	Part Number	Description	Qty.	Width	Dimensions		Bolt Holes / Slots	Stamped Part Number
					Height	Length		
CF810	S124-03-0096	Rotor Knives	6	64 mm	8 mm	120 mm	2	8330108
Open Rotor	S124-04-0054	Bed Knives	2	25 mm	8 mm	241.3 mm	0	8229515
	S124-04-0054	Optional 3rd Bed	1	25 mm	8 mm	241.3 mm	0	8229515
CF814	S124-03-0095	Rotor Knives	9	25 mm	8 mm	120 mm	0	8329503
Staggered Rotor	S124-04-0055	Bed Knives	2	25 mm	8 mm	361.95 mm	0	8329516
	S124-04-0055	Optional 3rd Bed	1	25 mm	8 mm	361.95 mm	0	8329516
CF814	S124-03-0097	Rotor Knives	6	64 mm	8 mm	180.975 mm	2	8329750
Open Rotor	S124-04-0055	Bed Knives	2	25 mm	8 mm	361.95 mm	0	8329516
	S124-04-0055	Optional 3rd Bed	1	25 mm	8 mm	361.95 mm	0	8329516
CF819	S124-03-0095	Rotor Knives	12	25 mm	8 mm	120 mm	0	8329503
Staggered Rotor	S124-04-0056	Bed Knives	2	25 mm	8 mm	466.725 mm	0	8329517
	S124-04-0056	Optional 3rd Bed	1	25 mm	8 mm	466.725 mm	0	8329517
CF819	S124-03-0098	Rotor Knives	6	64 mm	12 mm	241.3 mm	2	8330109
Open Rotor	S124-04-0056	Bed Knives	2	25 mm	8 mm	457.2 mm	0	8329517
	S124-04-0056	Optional 3rd Bed	1	25 mm	8 mm	457.2 mm		8329517
CE / CL912	S124-03-0016	Rotor Knives	4	68 mm	14 mm	296 mm	2	8308102
	S124-04-0018	Bed Knives	2	47 mm	14 mm	320 mm	0	8408103
CB1012	S124-03-0107	Rotor Knives	3	73 mm	14 mm	301.625 mm	2	8338034
	S124-04-0066	Bed Knives	2	75 mm	14 mm	317.5 mm	2	8338032
CK1012	S124-03-0015	Rotor Knives	3	73 mm	14 mm	301 mm	2	8307533
	S124-04-0008	Bed Knives	2	73 mm	14 mm	325 mm	2	8307534
CB / CK1018	S124-03-0089	Rotor Knives	3	74 mm	14 mm	451 mm	3	8323025
	S124-04-0050	Bed Knives	2	75 mm	14 mm	469.9 mm	3	8318878
(CB Model)	S124-02-0008	Optional 3rd Bed	1	62 mm	12 mm	454.025 mm	3	8321108

**Granulator Blades** (continued)

Model	Part Number	Description	Qty.	Width	Dimensions		Bolt Holes / Slots	Stamped Part Number
					Height	Length		
CB1024	S124-03-0108	Rotor Knives	3	72 mm	14 mm	584.2 mm	4	8334869
	S124-04-0059	Bed Knives	2	74 mm	14 mm	615.95 mm	4	8329033
	S124-04-0061	Optional 3rd Bed	1	62 mm	14 mm	603.25 mm	4	8329034
CE / CK1221 "V" Rotor	S124-03-0022	Rotor Knives	4	73 mm	14 mm	298 mm	3	8308415
	S124-03-0023	Rotor Knives	4	73 mm	14 mm	298 mm	3	8308416
	S124-04-0010	Bed Knives	2	47 mm	14 mm	630 mm	0	8308106
	S124-05-0001	Optional 3rd Bed	1	50 mm	20 mm	596.9 mm	4	8319656
CE / CK1221 Staggered Rotor	S124-03-0017	Rotor Knives	4	73 mm	14 mm	304 mm	3	8308104
	S124-03-0018	Rotor Knives	4	73 mm	14 mm	304 mm	3	8308105
	S124-04-0010	Bed Knives	2	47 mm	14 mm	630 mm	0	8308106
	S124-05-0001	Optional 3rd Bed	1	50 mm	20 mm	596.9 mm	4	8319656
CT/CKB/CK1224 3-Blade Rotor	S124-03-0017	Rotor Knives	3	73 mm	14 mm	304 mm	3	8308104
	S124-03-0018	Rotor Knives	3	73 mm	14 mm	304 mm	3	8308105
	S124-04-0010	Bed Knives	2	47 mm	14 mm	630 mm	0	8308106
CT/CKB/CK1224 5-Blade Rotor	S124-03-0017	Rotor Knives	5	73 mm	14 mm	304 mm	3	8308104
	S124-03-0018	Rotor Knives	5	73 mm	14 mm	304 mm	3	8308105
	S124-04-0010	Bed Knives	2	47 mm	14 mm	630 mm	0	8308106
CG1418	S124-03-0099	Rotor Knives	3	96 mm	18 mm	444.5 mm	3	8329047
	S124-04-0050	Bed Knives	2	75 mm	14 mm	469.9 mm	3	8318878
	S124-02-0008	Optional 3rd Bed	1	62 mm	12 mm	454.025 mm	3	8321108
CK1418	S124-03-0003	Rotor Knives	3	97 mm	18 mm	444 mm	3	8207050
	S124-04-0002	Bed Knives	2	83 mm	18 mm	470 mm	3	8207051
CG1424	S124-03-0100	Rotor Knives	3	96 mm	18 mm	600.075 mm	4	8329048
	S124-04-0059	Bed Knives	2	74 mm	14 mm	615.95 mm	4	8329033
	S124-04-0061	Optional 3rd Bed	1	62 mm	14 mm	603.25 mm	4	8329034
CG1436	S124-03-0103	Rotor Knives	3	N/A	N/A	N/A	N/A	8237015
	S124-04-0064	Bed Knives	2	72 mm	14 mm	917.575 mm	6	8332018
	S124-04-0065	Optional 3rd Bed	1	63 mm	14 mm	901.75 mm	6	8232019

**Granulator Blades** (continued)

Model	Part Number	Description	Qty.	Width	Dimensions		Bolt Holes / Slots	Stamped Part Number
					Height	Length		
CBW-1012	S124-03-0128	Rotor Knives	3	67 mm	17 mm	308 mm	2	3-53368
	S124-04-0089	2nd position bed	1	58 mm	17 mm	319 mm	2	3-53370
	S124-04-0089	5th position bed	1	58 mm	17 mm	319 mm	2	3-53370
	S124-04-0089	Optional 1st bed	1	58 mm	17 mm	319 mm	2	3-53370
CBW-1018	S124-03-0126	Rotor Knives	3	67 mm	17 mm	457 mm	3	3-53364
	S124-03-0087	2nd position bed	1	58 mm	17 mm	468 mm	3	3-53366
	S124-04-0087	5th position bed	1	58 mm	17 mm	468 mm	3	3-53366
	S124-05-0087	Optional 1st bed	1	58 mm	17 mm	468 mm	3	3-53366
CBW-1024	S124-03-0127	Rotor Knives	3	67 mm	17 mm	608 mm	4	3-53360
	S124-04-0088	2nd position bed	1	60 mm	17 mm	619 mm	4	3-53362
	S124-04-0088	5th position bed	1	60 mm	17 mm	619 mm	4	3-53362
	S124-04-0088	Optional 1st bed	1	60 mm	17 mm	619 mm	4	3-53362
CGW-1418	S124-03-0126	Rotor Knives	3	67 mm	17 mm	457 mm	3	8353364
3-Blade Rotor	S124-04-0087	2nd position bed	1	64 mm	17 mm	468 mm	3	8353363
	S124-04-0087	5th position bed	1	64 mm	17 mm	468 mm	3	8353363
	S124-04-0087	Optional 1st bed	1	64 mm	17 mm	468 mm	3	8353363
CGW-1418	S124-03-0126	Rotor Knives	5	67 mm	17 mm	457 mm	3	8353364
5-Blade Rotor	S124-04-0087	2nd position bed	1	64 mm	17 mm	468 mm	3	8353363
	S124-04-0087	5th position bed	1	64 mm	17 mm	468 mm	3	8353363
	S124-04-0087	Optional 1st bed	1	64 mm	17 mm	468 mm	3	8353363
CGW1436	S124-03-0129	Rotor Knives	3	67 mm	17 mm	906 mm	6	3-53372
3-Blade Rotor	S124-04-0090	2nd position bed	1	60 mm	17 mm	919 mm	6	3-53374
	S124-04-0090	5th position bed	1	60 mm	17 mm	919 mm	6	3-53374
	S124-04-0090	Optional 1st bed	1	60 mm	17 mm	919 mm	6	3-53374
CGW1436	S124-03-0129	Rotor Knives	5	67 mm	17 mm	906 mm	6	3-53372
5-Blade Rotor	S124-04-0090	2nd position bed	1	60 mm	17 mm	919 mm	6	3-53374
	S124-04-0090	5th position bed	1	60 mm	17 mm	919 mm	6	3-53374
	S124-04-0090	Optional 1st bed	1	60 mm	17 mm	919 mm	6	3-53374

**Granulator Blades** (continued)

Model	Part Number	Description	Qty.	Width	Dimensions		Bolt Holes / Slots	Stamped Part Number
					Height	Length		
CKB/CK1824	S124-03-0053	Rotor Knives	6	83 mm	18 mm	295 mm	2	8215554
3-Blade Rotor	S124-04-0029	Bed Knives	2	82 mm	18 mm	610 mm	3	8211572
	S124-04-0029	Optional 3rd Bed	1	82 mm	18 mm	610 mm	3	8211572
CKB/CK1824	S124-03-0078	Rotor Knives	10	84 mm	18 mm	296 mm	2	8211571
5-Blade Rotor	S124-04-0029	Bed Knives	2	82 mm	18 mm	610 mm	3	8211572
	S124-04-0029	Optional 3rd Bed	1	82 mm	18 mm	610 mm	3	8211572
CT/CK/CKB1831	S124-03-0035	Rotor Knives	6	80 mm	20 mm	390 mm	3	8307434
3-Blade Rotor	S124-04-0024	Bed Knives	2	70 mm	20 mm	801.50 mm	4	8307433
	S124-05-0006	Optional 3rd Bed	1	70 mm	20 mm	787.4 mm	4	8313274
	S124-08-0012	Optional 4th Bed	1	68 mm	20 mm	787.4 mm	4	8213719
CT/CK/CKB1831	S124-03-0072	Rotor Knives	5	390 mm	20 mm	95 mm	3	8311109
5-Blade Rotor	S124-03-0073	Rotor Knives	5	390 mm	20 mm	95 mm	3	8311108
	S124-04-0024	Bed Knives	2	70 mm	20 mm	801.50 mm	4	8307433
	S124-05-0006	Optional 3rd Bed	1	70 mm	20 mm	787.4 mm	4	8313274
	S124-08-0012	Optional 4th Bed	1	68 mm	20 mm	787.4 mm	4	8213719
CK/CT2436	S124-03-0090	Rotor Knives	3	95 mm	24 mm	453 mm	4	8219812
3-Blade Rotor	S124-03-0091	Rotor Knives	3	95 mm	24 mm	453 mm	4	8219813
	S124-04-0051	Bed Knives	4	69 mm	20 mm	459 mm	4	8219811
	S124-04-0051	Optional 3rd Bed	2	69 mm	20 mm	459 mm	4	8219811
CK/CT2436	S124-03-0090	Rotor Knives	5	95 mm	24 mm	453 mm	4	8219812
5-Blade Rotor	S124-03-0091	Rotor Knives	5	95 mm	24 mm	453 mm	4	8219813
	S124-04-0051	Bed Knives	4	69 mm	20 mm	459 mm	4	8219811
	S124-04-0051	Optional 3rd Bed	2	69 mm	20 mm	459 mm	4	8219811
CD/CDM2442	S124-03-0021	Rotor Knives	10	95 mm	24 mm	523.875 mm	4	8308111
	S124-04-0012	Bed Knives	2	46 mm	30 mm	1120 mm	0	8308109
	S124-05-0002	Optional 3rd Bed	1	54 mm	34 mm	1060 mm		8308112
CDH2442	S124-03-0038	Rotor Knives	20	95 mm	24 mm	262 mm	3	8310556
	S124-04-0012	Bed Knives	2	46 mm	30 mm	1120 mm	0	8308109
	S124-02-0002	Optional 3rd Bed	1	54 mm	34 mm	1060 mm	9	8308112

**Granulator Blades** (continued)

Model	Part Number	Description	Qty.	Width	Dimensions		Bolt Holes / Slots	Stamped Part Number
					Height	Length		
CHS814	S124-03-0095	Rotor Knives	9	25 mm	8 mm	120 mm	0	8329503
Staggered Rotor	S124-04-0055	Bed Knives	2	25 mm	8 mm	361.95 mm	0	8229516
	S124-04-0055	Optional 3rd Bed	1	25 mm	8 mm	361.95 mm	0	8229516
CHS814	S124-03-0097	Rotor Knives	6	64 mm	8 mm	180.975 mm	2	8329750
Open Rotor	S124-04-0055	Bed Knives	2	25 mm	8 mm	361.95 mm	0	8229516
	S124-04-0055	Optional 3rd Bed	1	25 mm	8 mm	361.95 mm	0	8229516
CHS819	S124-03-0095	Rotor Knives	12	25 mm	8 mm	120 mm	0	8329503
Staggered Rotor	S124-04-0056	Bed Knives	2	28 mm	8 mm	479.425 mm	0	8229517
	S124-04-0056	Optional 3rd Bed	1	28 mm	8 mm	479.425 mm	0	8229517
CHS819	S124-03-0098	Rotor Knives	6	64 mm	12 mm	241.3 mm	2	8330109
Open Rotor	S124-04-0056	Bed Knives	2	28 mm	8 mm	479.425 mm	0	8229517
	S124-04-0056	Optional 3rd Bed	1	28 mm	8 mm	479.425 mm	0	8229517
CW1824	S124-03-0119	Rotor Knife Left	3	80 mm	20 mm	317.5 mm	2	8345492
3-Blade Rotor	S124-03-0120	Rotor Knife Right	3	80 mm	20 mm	317.5 mm	2	8345494
	S124-04-0077	Fixed Knife 1st & 2nd	4	70 mm	20 mm	307.975 mm	2	8345490
CW1824	S124-03-0119	Rotor Knife Left	3	80 mm	20 mm	317.5 mm	2	8345492
3-Blade Rotor	S124-03-0120	Rotor Knife Right	3	80 mm	20 mm	317.5 mm	2	8345494
	S124-04-0077	Fixed Knife 2nd & 5th	4	70 mm	20 mm	307.975 mm	2	8345490
CW1824	S124-03-0119	Rotor Knife Left	3	80 mm	20 mm	317.5 mm	2	8345492
3-Blade Rotor	S124-03-0120	Rotor Knife Right	3	80 mm	20 mm	317.5 mm	2	8345494
	S124-04-0077	Fixed Knife 2nd	2	70 mm	20 mm	307.975 mm	2	8345490
Precutting	S124-04-0078	Fixed Knife 3rd	2	N/A	N/A	N/A	N/A	8345496
CW1824	S124-03-0119	Rotor Knife Left	5	80 mm	20 mm	317.5mm	2	8345492
5-Blade Rotor	S124-03-0120	Rotor Knife Right	5	80 mm	20 mm	317.5mm	2	8345494
	S124-04-0077	Fixed Knife 1st & 2nd	4	70 mm	20 mm	307.975mm	2	8345490
CW1824	S124-03-0119	Rotor Knife Left	5	80 mm	20 mm	317.5 mm	2	8345492
5-Blade Rotor	S124-03-0120	Rotor Knife Right	5	80 mm	20 mm	317.5 mm	2	8345494
	S124-04-0077	Fixed Knife 2nd & 5th	4	70 mm	20 mm	307.975 mm	2	8345490

**Granulator Blades** (continued)

Model	Part Number	Description	Qty.	Width	Dimensions		Bolt Holes / Slots	Stamped Part Number
					Height	Length		
CW1824	S124-03-0119	Rotor Knife Left	5	80 mm	20 mm	317.5 mm	2	8345492
5-Blade Rotor	S124-03-0120	Rotor Knife Right	5	80 mm	20 mm	317.5 mm	2	8345494
Precutting	S124-04-0077	Fixed Knife 2nd	2	70 mm	20 mm	307.975 mm	2	8345490
	S124-04-0078	Fixed Knife 3rd	2	N/A	N/A	N/A	N/A	8345496
CW1836	S124-03-0121	Rotor Knife Left	3	80 mm	20 mm	460.375 mm	3	8345171
3-Blade Rotor	S124-03-0122	Rotor Knife Right	3	80 mm	20 mm	460.375 mm	3	8345172
Basic	S124-04-0079	Fixed Knife 1st & 2nd	4	70 mm	20 mm	457.2 mm	3	8345170
CW1836	S124-03-0121	Rotor Knife Left	3	80 mm	20 mm	460.375 mm	3	8345171
3-Blade Rotor	S124-03-0122	Rotor Knife Right	3	80 mm	20 mm	460.375 mm	3	8345172
Bulky	S124-04-0079	Fixed Knife 2nd & 5th	4	70 mm	20 mm	457.2 mm	3	8345170
CW1836	S124-03-0121	Rotor Knife Left	3	80 mm	20 mm	460.375 mm	3	8345171
3-Blade Rotor	S124-03-0122	Rotor Knife Right	3	80 mm	20 mm	460.375 mm	3	8345172
Precutting	S124-04-0079	Fixed Knife 2nd	2	70 mm	20 mm	457.2 mm	3	8345170
	S124-04-0080	Fixed Knife 3rd	2	N/A	N/A	N/A	N/A	8345175
CW1836	S124-03-0121	Rotor Knife Left	5	80 mm	20 mm	460.375 mm	3	8345171
5-Blade Rotor	S124-03-0122	Rotor Knife Right	5	80 mm	20 mm	460.375 mm	3	8345172
Basic	S124-04-0079	Fixed Knife 1st & 2nd	4	70 mm	20 mm	457.2 mm	3	8345170
CW1836	S124-03-0121	Rotor Knife Left	5	80 mm	20 mm	460.375 mm	3	8345171
5-Blade Rotor	S124-03-0122	Rotor Knife Right	5	80 mm	20 mm	460.375 mm	3	8345172
Bulky	S124-04-0079	Fixed Knife 2nd & 5th	4	70 mm	20 mm	457.2 mm	3	8345170
CW1836	S124-03-0121	Rotor Knife Left	5	80 mm	20 mm	460.375 mm	3	8345171
5-Blade Rotor	S124-03-0122	Rotor Knife Right	5	80 mm	20 mm	460.375 mm	3	8345172
Precutting	S124-04-0079	Fixed Knife 2nd	2	70 mm	20 mm	457.2 mm	3	8345170
	S124-04-0080	Fixed Knife 3rd	2	N/A	N/A	N/A	N/A	8345175
CW1848	S124-03-0123	Rotor Knife Left	3	80 mm	20 mm	609.6 mm	4	8345183
3-Blade Rotor	S124-03-0124	Rotor Knife Right	3	80 mm	20 mm	609.6 mm	4	8345185
Basic	S124-04-0081	Fixed Knife 1st & 2nd	4	70 mm	20 mm	609.6 mm	4	8345181
CW1848	S124-03-0123	Rotor Knife Left	3	80 mm	20 mm	609.6 mm	4	8345183
3-Blade Rotor	S124-03-0124	Rotor Knife Right	3	80 mm	20 mm	609.6 mm	4	8345185
Bulky	S124-04-0081	Fixed Knife 2nd & 5th	4	70 mm	20 mm	609.6 mm	4	8345181
CW1848	S124-03-0123	Rotor Knife Left	3	80 mm	20 mm	609.6 mm	4	8345183
3-Blade Rotor	S124-03-0124	Rotor Knife Right	3	80 mm	20 mm	609.6 mm	4	8345185
Precutting	S124-04-0081	Fixed Knife 2nd	2	70 mm	20 mm	609.6 mm	4	8345181
	S124-04-0082	Fixed Knife 3rd	2	N/A	N/A	N/A	N/A	8345187

**Granulator Blades (continued)**

Model	Part Number	Description	Qty.	Width	Dimensions		Bolt Holes / Slots	Stamped Part Number
					Height	Length		
CW1848	S124-03-0123	Rotor Knife Left	5	80 mm	20 mm	609.6 mm	4	8345183
5-Blade Rotor	S124-03-0124	Rotor Knife Right	5	80 mm	20 mm	609.6 mm	4	8345185
Basic	S124-04-0081	Fixed Knife 1st & 2nd	4	70 mm	20 mm	609.6 mm	4	8345181
CW1848	S124-03-0123	Rotor Knife Left	5	80 mm	20 mm	609.6 mm	4	8345183
5-Blade Rotor	S124-03-0124	Rotor Knife Right	5	80 mm	20 mm	609.6 mm	4	8345185
Bulky	S124-04-0081	Fixed Knife 2nd & 5th	4	70 mm	20 mm	609.6 mm	4	8345181
CW1848	S124-03-0123	Rotor Knife Left	5	80 mm	20 mm	609.6 mm	4	8345183
5-Blade Rotor	S124-03-0124	Rotor Knife Right	5	80 mm	20 mm	609.6 mm	4	8345185
Precutting	S124-04-0081	Fixed Knife 2nd	2	70 mm	20 mm	609.6 mm	4	8345181
	S124-04-0082	Fixed Knife 3rd	2	N/A	N/A	N/A	N/A	8345187
NCR 69	S124-03-0086	Rotor Knife	9	70 mm	25 mm	4.7 mm		4-18362
	S124-04-0052	Bed Knife	2	206 mm	24 mm	4.7 mm		4-22224
NCR 614	S124-03-0086	Rotor Knife	15	70 mm	25 mm	4.7 mm		4-18362
	S124-04-0085	Bed Knife	2	344 mm	24 mm	4.7 mm		3-50423
NCR 617	S124-03-0086	Rotor Knife	18	70 mm	25 mm	4.7 mm		4-18362
	S124-04-0086	Bed Knife	2	414 mm	24 mm	4.7 mm		3-50501

**Bolts on Conversion Kits**

Model	Part Number	Description	Qty
JC5 / LP810 / JC810	KIT-01035PH	Rotor Assembly	5 pc. set
	KNF-00045	Replacement Tips	Sold each
JC5L / LP350 / LP814 / JC814	KIT-01032PH	Rotor Assembly	7 pc. set
	KNF-00045	Replacement Tips	Sold each
JC10 / LP400 / LP1016 / JC1016	KIT-00982PH	Rotor Assembly	6 pc. set
	KNF-00038	Replacement Tips	Sold each
JC10L / LP500 / LP1021 / JC1021	KIT-00983PH	Rotor Assembly	8 pc. set
	KNF-00038	Replacement Tips	Sold each



## Granulator Screens

Model Number	Part Number	Hole Size	
JC3 / 78	SCN-00095	1/8"	
LP330 / 78	SCN-00013	3/16"	
	SCN-00026	1/4"	
	SCN-00027	5/16"	
	SCN-00028	3/8"	
	SCN-00029	1/2"	
JC5 / 810	SCN-00016	3/16"	
	SCN-00015	1/4"	
	SCN-00017	5/16"	
	SCN-00018	3/8"	
	SCN-00019	1/2"	
JC5L / 814	SCN-00047	1/8"	
	LP350 / 814	SCN-00004	3/16"
		SCN-00031	1/4"
		SCN-00032	5/16"
		SCN-00033	3/8"
SCN-00034	1/2"		
JC10 / 1016	SCN-00106	1/8"	
	LP400 / 1016	SCN-00008	3/16"
		SCN-00036	1/4"
		SCN-00037	5/16"
		SCN-00038	3/8"
SCN-00039	1/2"		
JC10L / 1021	SCN-00109	1/8"	
	LP500 / 1021	SCN-00110	3/16"
		SCN-00014	1/4"
		SCN-00021	5/16"
		SCN-00022	3/8"
		SCN-00023	1/2"
1010L-044-625	5/8"		
BP / ES810	81002601	1/8"	
	8100-2602	3/16"	
	81002603	1/4"	
	81002604	5/16"	
	81002605	3/8"	
	81002606	1/2"	
	81002607	1"	

Model Number	Part Number	Hole Size	Description
BP / ES1012	101200701	1/8"	
	101200702	3/16"	
	SCN-00132	3/16"	
	SCN-00133	1/4"	
	SCN-00134	5/16"	
	101200704	5/16"	
	101200705	3/8"	
HA811	101200706	1/2"	
	101200707	1"	
	0811-044-125	1/8"	
	SCN-00152	3/16"	
	SCN-00162	1/4"	
HD2020 *	SCN-00187	5/16"	
	0811-044-375	3/8"	
	2020-044-250	1/4"	New Style
	2020-044-312	5-16"	New Style
	2020-044-375	3/8"	New Style
2020-044-500	1/2"	New Style	
2020-044-625	5/8"	New Style	
2020-044-750	3/4"	New Style	

\* New style will have a 17" cutting circle, old style will have a 14.5" cutting circle.

**Note:** Information regarding size of cutting circle will be on the last rotor segment access side.

Add OS to end of part number for old style offering.

**Granulator Screens** (continued)

Model Number	Part Number	Hole Size	Description
HD2028	2028-044-250	1/4"	New Style
	2028-044-312	5/16"	New Style
	2028-044-375	3/8"	New Style
	2028-044-500	1/2"	New Style
HD2040†	2040-044-312	5/16"	New Style
	2040-044-375	3/8"	New Style
	2040-044-500	1/2"	New Style
HD2056†	2056-044-312	5/16"	New Style
	2056-044-375	3/8"	New Style
	2056-044-500	1/2"	New Style
	2056-044-750	3/4"	New Style
	2056-044-100	1"	New Style
HG910†	910B-83-ASM	1/8"	New Style
	910B-83-1-ASM	3/16"	New Style
	910B-62-2	3/16"	New Style
	910B-62-3	1/4"	New Style
	910B-62-4	5/16"	New Style
	910B-62-5	3/8"	New Style
	723-161-05	3/16"	Old Style
	723-161-01	1/4"	Old Style
	723-161-02	5/16"	Old Style
	723-161-03	3/8"	Old Style

† New style will have a 2-3" solid strip at the top of screen.  
 Old style will have holes completely to top.



**Granulator Screens** (continued)

Model Number	Part Number	Hole Size	Description
HG1412 <sup>‡</sup>	1412-89-ASM	1/8"	New Style
	1412-95-ASM	3/16"	New Style
	1412-25-2	5/16"	New Style
	1412-25-1	1/4"	New Style
	1412-25-6	3/8"	New Style
	1412-25-5	1/2"	New Style
HG1420 <sup>‡</sup>	1420-91-ASM	1/8"	New Style
	1420-95-ASM	3/16"	New Style
	1420-64-2	5/16"	New Style
	1420-25-1	1/4"	New Style
	1420-25-2	5/16"	New Style
	1420-25-6	3/8"	New Style
	1420-25-5	1/2"	New Style
	1420-25-8	9/16"	New Style
	1420-25-7	5/8"	New Style
1420-25-9	1"	New Style	
HG1630 <sup>‡</sup>	1630-27-1	1/4"	New Style
	1630-27-2	5/16"	New Style
	1630-27-3	3/8"	New Style
	1630-27-4	1/2"	New Style
LC / MC28	MC28-044-312	5/16"	
	MC28-044-375	3/8"	
	MC28-044-500	1/2"	
	MC28-044-625	5/8"	
	MC28-044-750	3/4"	
	MC28-044-100	1"	
LC / MC40	MC40-044-312	5/16"	
	MC40-044-375	3/8"	
	MC40-044-250	1/4"	
	MC40-044-500	1/2"	
	MC40-044-625	5/8"	
	MC40-044-750	3/4"	
	MC40-044-100	1"	
LC / MC56	MC56-044-156	5/32"	
	MC56-044-375	3/8"	
	MC56-044-750	3/4"	

<sup>‡</sup> New style does not bolt in, old style bolts in. If old style, will need serial number to obtain part number for screen.



**Granulator Screens** (continued)

Model Number	Part Number	Hole Size	Description
TF1212	SCN-00138	3/8"	
	SCN-00167	3/16"	
	SCN-00141	5/16"	
	SCN-00163	1/2"	
	SCN-00164	5/8"	
TF1220	SCN-00131	3/8"	
	SCN-00166	3/16"	
	SCN-00143	5/16"	
	SCN-00154	1/4"	
TF1624	SCN-00044	3/8"	
	SCN-00043	5/16"	
	SCN-00148	1/4"	
	SCN-00024	1/2"	
XL10	SCN-00151	1/4"	
	1210-044-312	5/16"	
	SCN-00139	3/8"	
XL15	SCN-00144	1/4"	
	1215-044-312	5/16"	
	SCN-00142	3/8"	
	1215-044-500	1/2"	
UP / FP735 <sup>§</sup>	0735-044-312	5/16"	New Style
	0735-044-375	3/8"	New Style
	0735-044-500	1/2"	New Style
	0735-044-625	5/8"	New Style
UP / FP755 <sup>§</sup>	0755-044-312	5/16"	New Style
	0755-044-375	3/8"	New Style
	0755-044-500	1/2"	New Style
	0755-044-625	5/8"	New Style

Model Number	Part Number	Hole Size
NCR 69	S136-53-0004	1/8" - 4 mm
	S136-53-0005	3/16" - 5 mm
	S136-53-0006	1/4" - 6 mm
	S136-53-0008	5/16" - 8 mm
	S136-53-0010	3/8" - 10 mm
	NCR 614	S136-54-0004
S136-54-0005		3/16" - 5 mm
S136-54-0006		1/4" - 6 mm
S136-54-0008		5/16" - 8 mm
S136-54-0010		3/8" - 10 mm
S136-54-0012		1/2" - 12 mm
NCR 617	S136-55-0004	1/8" - 4 mm
	S136-55-0005	3/16" - 5 mm
	S136-55-0006	1/4" - 6 mm
	S136-55-0008	5/16" - 8 mm
	S136-55-0010	3/8" - 10 mm

§ New style will have a 1" solid strip at top of screen.

Old style will have holes completely to top.

Add OS to end of part number for old style offering.



**Granulator Screens** (continued)

Model Number	Part Number	Hole Size
CR66	S136-28-0003NC	7/64" - 3 mm
	S136-28-0004NC	1/8" - 4 mm
	S136-28-0005NC	3/16" - 5 mm
	S136-28-0006NC	1/4" - 6 mm
	S136-28-0008NC	5/16" - 8 mm
CR69	S136-29-0003NC	7/64" - 3 mm
	S136-29-0004NC	1/8" - 4 mm
	S136-29-0005NC	3/16" - 5 mm
	S136-29-0006NC	1/4" - 6 mm
	S136-29-0008NC	5/16" - 8 mm
CE / CT / CK CKB / CL79	S136-13-0001	1/8" - 4 mm
	S136-13-0002	1/4" - 6 mm
	S136-13-0003	5-16" - 8 mm
	S136-13-0004	3/8" - 10 mm
	S136-13-0005	1/2" - 12 mm
	S136-13-0007	1" - 25 mm
CE / CT / CK CKB / CL79	S136-13-0001NC	1/8" - 4 mm
	S136-13-0002NC	1/4" - 6 mm
	S136-13-0003NC	5-16" - 8 mm
	S136-13-0004NC	3/8" - 10 mm
	S136-13-0005NC	1/2" - 12 mm
	S136-13-0007NC	1" - 25 mm
CR611	S136-30-0003NC	7/64" - 3 mm
	S136-30-0004NC	1/8" - 4 mm
	S136-30-0005NC	3/16" - 5 mm
	S136-30-0006NC	1/4" - 6 mm
	S136-30-0008NC	5/16" - 8 mm
CR614	S136-31-0003NC	7/64" - 3 mm
	S136-31-0004NC	1/8" - 4 mm
	S136-31-0005NC	3/16" - 5 mm
	S136-31-0006NC	1/4" - 6 mm
	S136-31-0008NC	5/16" - 8 mm
CR617	S136-34-0003NC	7/64" - 3 mm
	S136-34-0004NC	1/8" - 4 mm
	S136-34-0005NC	3/16" - 5 mm
	S136-34-0006NC	1/4" - 6 mm
	S136-34-0008NC	5/16" - 8 mm

**Granulator Screens** (continued)

Model Number	Part Number	Hole Size
CF810	S136-38-0004	1/8" - 4 mm
	S136-38-0005	3/16" - 5 mm
	S136-38-0006	1/4" - 6 mm
	S136-38-0008	5/16" - 8 mm
	S136-38-0010	3/8" - 10 mm
	S136-38-0012	1/2" - 12 mm
CF814	S136-39-0004	1/8" - 4 mm
	S136-39-0005	3/16" - 5 mm
	S136-39-0006	1/4" - 6 mm
	S136-39-0008	5/16" - 8 mm
	S136-39-0010	3/8" - 10 mm
CF819	S136-40-0004	1/8" - 4 mm
	S136-40-0005	3/16" - 5 mm
	S136-40-0006	1/4" - 6 mm
	S136-40-0008	5/16" - 8 mm
	S136-40-0010	3/8" - 10 mm
CE / CL912	S136-09-0008	7/64" - 3 mm
	S136-09-0001	1/8" - 4 mm
	S136-09-0002	1/4" - 6 mm
	S136-09-0003	5/16" - 8 mm
	S136-09-0004	3/8" - 10 mm
	S136-09-0005	1/2" - 12 mm
	S136-09-0006	5/8" - 17 mm
	S136-09-0007	1" - 25 mm
CB1012	S136-45-0004	1/8" - 4 mm
	S136-45-0005	3/16" - 5 mm
	S136-45-0006	1/4" - 6 mm
	S136-45-0007	9/32" - 7 mm
	S136-45-0008	5/16" - 8 mm
	S136-45-0010	3/8" - 10 mm
	S136-45-0012	1/2" - 12 mm

**Granulator Screens** (continued)

Model Number	Part Number	Hole Size
CBW 1012	S136-57-0004	1/8" - 4 mm
	S136-57-0005	3/16" - 5 mm
	S136-57-0006	1/4" - 6 mm
	S136-57-0008	5/16" - 8 mm
	S136-57-0010	3/8" - 10 mm
	S136-57-0012	1/2" - 12 mm
	S136-05-0025	1" - 25 mm
CBW 1018	S136-56-0004	1/8" - 4 mm
	S136-56-0005	3/16" - 5 mm
	S136-56-0006	1/4" - 6 mm
	S136-56-0008	5/16" - 8 mm
	S136-56-0010	3/8" - 10 mm
	S136-56-0012	1/2" - 12 mm
	CBW 1024	S136-58-0004
S136-58-0005		3/16" - 5 mm
S136-58-0006		1/4" - 6 mm
S136-58-0008		5/16" - 8 mm
S136-58-0010		3/8" - 10 mm
S136-58-0012		1/2" - 12 mm
CGW 1418		S136-59-0004
	S136-59-0005	3/16" - 5 mm
	S136-59-0006	1/4" - 6 mm
	S136-59-0008	5/16" - 8 mm
	S136-59-0010	3/8" - 10 mm
	S136-59-0012	1/2" - 12 mm
	CGW 1424	S136-60-0004
S136-60-0005		3/16" - 5 mm
S136-60-0006		1/4" - 6 mm
S136-60-0008		5/16" - 8 mm
S136-60-0010		3/8" - 10 mm
S136-60-0012		1/2" - 12 mm
CGW 1436		S136-61-0004
	S136-61-0005	3/16" - 5 mm
	S136-61-0006	1/4" - 6 mm
	S136-61-0008	5/16" - 8 mm
	S136-61-0010	3/8" - 10 mm
	S136-61-0012	1/2" - 12 mm

**Granulator Screens** (continued)

Model Number	Part Number	Hole Size
CK1012	S136-05-0001	1/8" - 4 mm
	S136-05-0002	1/4" - 6 mm
	S136-05-0003	5/16" - 8 mm
	S136-05-0004	3/8" - 10 mm
	S136-05-0005	1/2" - 12 mm
	S136-05-0006	5/8" - 17 mm
	S136-05-0007	1" - 25 mm
CB / CK1018	S136-32-0004	1/8" - 4 mm
	S136-32-0005	3/16" - 5 mm
	S136-32-0006	1/4" - 6 mm
	S136-32-0008	5/16" - 8 mm
	S136-32-0010	3/8" - 10 mm
	S136-32-0012	1/2" - 12 mm
	S136-32-0017	5/8" - 17 mm
S136-32-0025	1" - 25 mm	
CB1024	S136-46-0004	1/8" - 4 mm
	S136-46-0005	3/16" - 5 mm
	S136-46-0006	1/4" - 6 mm
	S136-46-0007	9/32" - 7 mm
	S136-46-0008	5/16" - 8 mm
	S136-46-0010	3/8" - 10 mm
	S136-46-0012	1/2" - 12 mm
CE / CK1221	S136-27-0004	1/8" - 4 mm
	S136-27-0005	3/16" - 5 mm
	S136-27-0008	5/16" - 8 mm
	S136-27-0010	3/8" - 10 mm
	S136-27-0012	1/2" - 12 mm
	S136-27-0017	5/8" - 17 mm
	S136-27-0025	1" - 25 mm
CT / CKB / CK1224	S136-14-0001	1/8" - 4 mm
	S136-14-0002	1/4" - 6 mm
	S136-14-0003	5-16" - 8 mm
	S136-14-0004	3/8" - 10 mm
	S136-14-0005	1/2" - 12 mm
	S136-14-0006	5/8" - 17 mm
	S136-14-0007	1" - 25 mm

**Granulator Screens** (continued)

Model Number	Part Number	Hole Size
CK1418	S136-06-0001	1/8" - 4 mm
	S136-06-0008	3/16" - 5 mm
	S136-06-0002	1/4" - 6 mm
	S136-06-0003	5/16" - 8 mm
	S136-06-0004	3/8" - 10 mm
	S136-06-0005	1/2" - 12 mm
	S136-06-0006	5/8" - 17 mm
	S136-06-0007	1" - 25 mm
CK1424	S136-42-0004	1/8" - 4 mm
	S136-42-0006	1/4" - 6 mm
	S136-42-0008	5/16" - 8 mm
	S136-42-0010	3/8" - 10 mm
	S136-42-0012	1/2" - 12 mm
	S136-42-0017	5/8" - 17 mm
	S136-42-0025	1" - 25 mm
	S136-42-0030	1-3/16" - 30 mm
CG1436	S136-43-0004	1/8" - 4 mm
	S136-43-0006	1/4" - 6 mm
	S136-43-0008	5/16" - 8 mm
	S136-43-0010	3/8" - 10 mm
	S136-43-0012	1/2" - 12 mm
CKB / CK 1824	*S136-26-0006	1/8" - 4 mm
	*S136-26-0004	1/4" - 6 mm
	*S136-26-0001	5/16" - 8 mm
	*S136-26-0002	3/8" - 10 mm
	*S136-26-0003	1/2" - 12 mm
	*S136-26-0005	5/8" - 17 mm
	†S136-35-0004	1/8" - 4 mm
	†S136-35-0005	3/16" - 5 mm
	†S136-35-0006	1/4" - 6 mm
	†S136-35-0008	5/16" - 8 mm
	†S136-35-0010	3/8" - 10 mm
	†S136-35-0012	1/2" - 12 mm
	†S136-35-0017	5/8" - 17 mm
	†S136-35-0025	1" - 25 mm

\* Old style - For Serial numbers lower than 150.1000.  
No notch on end of screen.

† New style - For Serial numbers higher than 150.1000.



**Granulator Screens** (continued)

Model Number	Part Number	Hole Size
CT / CK / CKB1831	S136-04-0001	1/8" - 4 mm
	S136-04-0002	1/4" - 6 mm
	S136-04-0003	5/16" - 8 mm
	S136-04-0004	3/8" - 10 mm
	S136-04-0005	1/2" - 12 mm
	S136-04-0006	5/8" - 17 mm
	S136-04-0007	1" - 25 mm
CK / CT2436	S136-33-0004	1/8" - 4 mm
	S136-33-0006	1/4" - 6 mm
	S136-33-0008	5/16" - 8 mm
	S136-33-0010	3/8" - 10 mm
	S136-33-0012	1/2" - 12 mm
	S136-33-0017	5/8" - 17 mm
	S136-33-0025	1" - 25 mm
CD / CDH / CDM2442	S136-22-0002	1/8" - 4 mm
	S136-22-0003	1/4" - 6 mm
	S136-22-0004	5/16" - 8 mm
	S136-22-0001	3/8" - 10 mm
	S136-22-0008	1/2" - 12 mm
	S136-22-0009	5/8" - 17 mm
	S136-22-0010	1" - 25 mm
CW1824 (3 & 5 Blade)	S136-48-0005	3/16" - 5 mm
	S136-48-0006	1/4" - 6 mm
	S136-48-0008	5/16" - 8 mm
	S136-48-0010	3/8" - 10 mm
	S136-48-0012	1/2" - 12 mm
	S136-48-0017	5/8" - 17 mm
	S136-48-0025	1" - 25 mm
CW1836 (3 & 5 Blade)	S136-49-0005	3/16" - 5 mm
	S136-49-0006	1/4" - 6 mm
	S136-49-0008	5/16" - 8 mm
	S136-49-0010	3/8" - 10 mm
	S136-49-0012	1/2" - 12 mm
	S136-49-0017	5/8" - 17 mm
	S136-49-0025	1" - 25 mm
CW1848 (3 & 5 Blade)	S136-50-0005	3/16" - 5 mm
	S136-50-0006	1/4" - 6 mm
	S136-50-0008	5/16" - 8 mm
	S136-50-0010	3/8" - 10 mm
	S136-50-0012	1/2" - 12 mm
	S136-50-0017	5/8" - 17 mm
	S136-50-0025	1" - 25 mm

## Granulator Rotor Motors

Model	Part Number	With Gear Box	Voltage	Hp	RPM	Frame
JC3	MOR-00041	No	208 / 230 / 460	3	1725	182T
JC5	MOR-00039	No	208 / 230 / 460	5	1725	184T
JC5L	MOR-00039	No	208 / 230 / 460	5	1725	184T
JC10	MOR-00037	No	208 / 230 / 460	10	1725	215T
JC10L	MOR-00040	No	208 / 230 / 460	15	1760	254T
JC78	MOR-00041	No	208 / 230 / 460	3	1725	182T
JC810	MOR-00039	No	208 / 230 / 460	5	1725	184T
JC814	MOR-00039	No	208 / 230 / 460	5	1725	184T
	MOR-00097	No	208 / 230 / 460	5	1160	215T
JC1016	MOR-00037	No	208 / 230 / 460	10	1725	215T
	MOR-00092	No	208 / 230 / 460	7.5	1160	254T
JC1021	MOR-00040	No	208 / 230 / 460	15	1760	254T
LP78	MOR-00032	Yes / 11:1 Ratio	208 / 230 / 460	3	1730	F100L
	MOR-00053	Yes / 11:1 Ratio	575	3	1750	F100L
	MOR-00098	Yes / 11:1 Ratio	415	3	1425	F100L
LP330	MOR-00032	Yes / 11:1 Ratio	208 / 230 / 460	3	1730	F100L
LP350	MOR-00032	Yes / 11:1 Ratio	208 / 230 / 460	3	1730	F100L
LP400	MOR-00033	Yes / 11:1 Ratio	208 / 230 / 460	5	1730	F112M
LP500	MOR-00033	Yes / 11:1 Ratio	208 / 230 / 460	5	1730	F112M
LP810	MOR-00032	Yes / 11:1 Ratio	208 / 230 / 460	3	1730	F100L
	MOR-00053	Yes / 11:1 Ratio	575	3	1750	F100L
	MOR-00098	Yes / 11:1 Ratio	415	3	1425	F100L
LP814	MOR-00032	Yes / 11:1 Ratio	208 / 230 / 460	3	1730	F100L
	MOR-00053	Yes / 11:1 Ratio	575	3	1750	F100L
	MOR-00098	Yes / 11:1 Ratio	415	3	1425	F100L
LP1016	MOR-00033	Yes / 11:1 Ratio	208 / 230 / 460	5	1730	F112L
	MOR-00065	Yes / 11:1 Ratio	575	5	1750	F112L

## Granulator Drive Belts

Model Number	Part Number	Belt Number
CR66	U106-03-0064	9-30189
CRE66	U106-03-0064	9-30189
CR69	U106-03-0064	9-30189
CRE69	U106-03-0064	9-30189
CR611	U106-03-0064	9-30189
CRE611	U106-03-0064	9-30189
CR614	U106-03-0064	9-30189
CRE614	U106-03-0064	9-30189
CR614S	U106-03-0064	9-30189
CR617	U106-03-0064	9-30189
CRE617	U106-03-0064	9-30189
CT / CK79	U106-03-0017	9-30063
CKB79	U106-03-0061	SPZ1387-LW
	U106-03-0037	9-30075
CE912	U106-03-0024	9-30133
CK1012	U106-03-0028	9-30130
CKB1012	U106-03-0028	9-30130
CK1018	U106-03-0073	9-30360
CKB1018	U106-03-0073	9-30360
CK1418	U106-03-0026	9-30093
CKB1418	U106-03-0026	9-30093
CB1012	U106-03-0073	9-30360
CB1018	S106-03-0075	9-30245
CB1024	U106-03-0073	9-30360
CG1418	S106-03-0075	9-30360
CG1424	S106-03-0075	9-30245
CG1436	S106-03-0075	9-30245
CT/K1224	U106-03-0026	9-30093
CK1224	U106-03-0026	9-30093
CKB1224	U106-03-0026	9-30093
CK1824	U106-03-0051	9-30157
CKB1824	U106-03-0032	9-30097
CT/K 1831	U106-03-0032	9-30097
CK1831	U106-03-0032	9-30097
CKB1831	U106-03-0032	9-30097
CF810	U106-03-0074	9-30221
CHS810	U106-03-0074	9-30221
CLS814	U106-03-0074	9-30221
CF814	U106-03-0074	9-30221

**Granulator Drive Belts** (continued)

Model Number	Part Number	Belt Number
CF814S	U106-03-0074	9-30221
CHS814	U106-03-0074	9-30221
CLS814	U106-03-0074	9-30221
CF819	U106-03-0074	9-30221
CLS819	U106-03-0074	9-30221
CHS819	U106-03-0074	9-30221
CF824	U106-03-0074	9-30221
CHS824	U106-03-0074	9-30221
CLS824	U106-03-0074	9-30221
CE1221	U106-03-0012	9-30022
CE1221	U106-03-0012	9-30022
CM-1010	U106-03-0089	9-93006
CM-1014	U106-03-0089	9-93006
CM-1018	U106-03-0089	9-93006
CT/K 2436	U106-03-0071	9-30235
CK2436	U106-03-0071	9-30235
CD2442	U106-03-0013	9-30237
CDH2442	U106-03-0013	9-30237
CD3250	S106-03-0069	9-30211
CD3260	S106-03-0069	9-30211
CW1824	U106-03-0084	9-30260
CW1836	U106-03-0084	9-30260
CW1848	U106-03-0084	9-30260
CBW-1012	U106-03-0073	9-30360
CBW-1018	U106-03-0073	9-30360
CBW-1024	U106-03-0073	9-30360
CGW-1418	S106-03-0075	9-30245
CGW-1424	S106-03-0075	9-30245
CGW-1436	S106-03-0075	9-30245
NCR-69A	S106-02-0115	9-30257
NCR-69	S106-02-0114	9-30289
NCR-614A	S106-02-0115	9-30257
NCR-614	S106-02-0114	9-30289
NCR-617A	S106-02-0115	9-30257
NCR-617	S106-02-0114	9-30289
CW1824	U106-03-0084	9-30260
CW1836	U106-03-0084	9-30260
CW1848	U106-03-0084	9-30260

**Granulator Drive Belts** (continued)

Model Number	Part Number	Belt Number
F / HG910	66840	N/A
F / HG1412	66833	N/A
F / HG1420	66833	N/A
F / HG1630	66833	N/A
FP735	BET-00036	N/A
FP755	BET-00036	N/A
HD2028	2000-027-128	N/A
HD2040	2000-027-128	N/A
HD2056	2000-027-128	N/A
JC3	BET-00023	N/A
JC5	BET-00023	N/A
JC5L	BET-00015	N/A
JC10	BET-00016	N/A
JC10L	BET-00017	N/A
JC78	BET-00039	N/A
JC810	BET-00039	N/A
JC814	BET-00016	N/A
JC1016	BET-00030	N/A
JC1021	BET-00030	N/A
LC28	2000-027-158	N/A
LC40	2000-027-158	N/A
LC56	2000-027-158	N/A
LP78	CHA-00002	N/A
LP330	CHA-00002	N/A
LP350	CHA-00002	N/A
LP400	CHA-00003	N/A
LP500	CHA-00002	N/A
LP814	CHA-00002	N/A
LP1016	CHA-00003	N/A
LP1021	CHA-00003	N/A
MC28	2000-027-173	N/A
MC40	2000-027-173	N/A
MC56	2000-027-173	N/A
TF1212	BET-00029	N/A
TF1220	BET-00029	N/A
TF1624	BET-00018	N/A
UP735	0700-027-360	N/A
UP755	0700-027-360	N/A

## Pelletizer Blades / Knives

Model	Part Number	Description	Dimensions (Inches)			Quantity of Mounting holes	Material
			Width	Thickness	Length		
100	106-124	Bed Knife	1	0.437	5.985	4	Carbide
	106-15	Doctor Blade	0.84	0.187	5.985	5	Stainless
	106-94	Bed Knife	1	0.437	5.985	4	Stellite
	108-124	Bed Knife	1	0.437	7.985	5	Carbide
	108-124-1	Bed Knife	1	0.437	7.985	5	CPM-M4
	108-94	Bed Knife	1	0.437	7.985	5	440C
	112-124	Bed Knife	1	0.437	11.985	7	Carbide
	112-15	Doctor Blade	0.84	0.187	11.985	8	Stainless
200	204-1299	Bed Knife	1	0.437	5.985	3	Carbide
	204-1300	Doctor Blade	0.84	0.187	6	2	Stainless
	204-1300-T	Doctor Blade	0.84	0.187	6	2	Carbide
	204-1355	Rotor Knife	1	0.1875	4.843	N/A	Solid Carbide
	204-1355-1	Rotor Knife	1	0.1875	4.843	N/A	D2 Steel
	204-1355-3	Rotor Knife	1	0.1875	4.843	N/A	CPM-10V
	206-1300	Doctor Blade	0.84	0.187	8	4	Stainless
	206-1300-C	Doctor Blade	0.84	0.187	8	4	Ceramic
	206-1300-T	Doctor Blade	0.84	0.187	8	4	Carbide
	206-1355	Rotor Knife	1	0.1875	6.843	N/A	Solid Carbide
	206-1355-1	Rotor Knife	1	0.1875	6.843	N/A	D2 Steel
	206-1355-3	Rotor Knife	1	0.1875	6.843	N/A	CPM-10V
	206-174	Rotor Knife	1.24	0.218	6.625	4	Carbide
	206-174-1	Rotor Knife	1.24	0.218	5.875	4	416 Stainless
	206-174-2	Rotor Knife	1.24	0.218	6.625	4	D2 Steel
	206-174-3	Rotor Knife	1.24	0.218	6.625	4	CPM-10V
	206-174-4	Rotor Knife	1.24	0.218	6.625	4	440C Stainless
	206-306	Use # 108-94					
	206-307	Doctor Blade	0.84	0.187	8.11	6	Stainless
	206-307T	Doctor Blade	0.84	0.187	8.11	6	Carbide
	206-369	Use # 108-124					
	206-403	Rotor Knife	2	0.375	6.625	4	Carbide
	206-403-1	Rotor Knife	2	0.375	6.625	4	Carbide
	206-403-2	Rotor Knife	2	0.375	6.625	4	CPM-10V

**Note:** If blade is not found in list, please call the Conair Parts Department with serial number.

**Pelletizer Blades / Knives (continued)**

Model	Part Number	Description	Dimensions (Inches)			Quantity of Mounting holes	Material
			Width	Thickness	Length		
200	208-1299	Bed Knife	1	0.437	10.11	5	Carbide
	208-1299-1	Bed Knife	1	0.437	10.11	5	CPM-24V
	208-1300	Doctor Blade	0.84	0.187	10	4	Stainless
	208-1300-T	Doctor Blade	0.84	0.187	10	4	Carbide
	208-1355	Rotor Knife	1	0.1875	8.843	N/A	Solid Carbide
	208-1355-1	Rotor Knife	1	0.1875	8.843	N/A	D2 Steel
	208-1355-3	Rotor Knife	1	0.1875	8.843	N/A	CPM-10V
	208-174	Rotor Knife	1.24	0.218	8.625	5	Carbide
	208-174-1	Rotor Knife	1.24	0.218	7.875	5	416 Stainless
	208-174-2	Rotor Knife	1.24	0.218	8.625	5	D2 Steel
	208-174-3	Rotor Knife	1.24	0.218	8.625	5	CPM-10V
	208-174-4	Rotor Knife	1.24	0.218	8.625	5	440C Stainless
	208-306	Bed Knife	1	0.437	10.11	7	Stainless
	208-307	Doctor Blade	0.84	0.187	10.11	6	Stainless
	208-307-T	Doctor Blade	0.84	0.187	10.11	6	Carbide
	208-369	Bed Knife	1	0.437	10.11	7	Carbide
	212-1300	Doctor Blade	0.84	0.187	14	8	Stainless
	212-1300-T	Doctor Blade	0.84	0.187	14	8	Carbide
	212-174	Rotor Knife	1.24	0.218	12.625	7	Carbide
	212-174-1	Rotor Knife	1.24	0.218	11.875	7	416 Stainless
	212-174-2	Rotor Knife	1.24	0.218	12.625	7	D2 Steel
	212-174-3	Rotor Knife	1.24	0.218	12.625	7	CPM-10V
	212-174-4	Rotor Knife	1.24	0.218	12.625	7	440C Stainless
	212-306	Bed Knife	1	0.437	14.11	9	Stainless
	212-307	Doctor Blade	0.84	0.187	14.11	10	Stainless
	212-307-T	Doctor Blade	0.84	0.187	14.11	10	Carbide
	212-369	Bed Knife	1	0.437	14.11	9	Carbide
	212-403	Rotor Knife	2	0.375	12.625	7	Carbide
304	304-35	Doctor Blade	0.78	0.1875	4.5	4	Stainless
	304-49	Rotor Knife	1.19	0.1875	4	3	Solid Carbide
	304-49-1	Rotor Knife	1.19	0.1875	4	3	D2 Steel
	304-49-2	Rotor Knife	1.19	0.1875	4	3	440C Stainless
	304-5	Bed Knife	1	0.25	4.687	3	D2 Steel
	304-5-1	Bed Knife	1	0.25	4.5	3	D2 Steel
	304-5-2	Bed Knife	1	0.25	4.5	3	Carbide
	304-5-3	Bed Knife	1	0.25	4.5	3	Ceramic

**Note:** If blade is not found in list, please call the Conair Parts Department with serial number.

**Pelletizer Blades / Knives (continued)**

Model	Part Number	Description	Dimensions (Inches)			Quantity of Mounting holes	Material
			Width	Thickness	Length		
306	306-35	Doctor Blade	0.82	0.187	6.5	5	Stainless
	306-35-T	Doctor Blade	0.82	0.187	6.5	5	Carbide
	306-5	Bed Knife	1	0.25	6.5	4	D2 Steel
	306-5-1	Bed Knife	1	0.25	6.5	4	Carbide
3000	3006-707	Rotor Knife	1	0.1875	6.843	N/A	Solid Carbide
	3006-707-1	Rotor Knife	1	0.1875	5.843	N/A	Solid Carbide
	3006-707-2	Rotor Knife	1.13	0.1875	6.843	N/A	Solid Carbide
	3006-719	Doctor Blade	1.26	0.375	8.106	5	Carbide
	3008-183	Bed Knife	1.5	0.375	9.896	4	Solid Carbide
	3008-469	Bed Knife	1.5	0.375	9.894	4	440C Stainless
	3008-707	Rotor Knife	1	0.1875	8.843	N/A	Solid Carbide
	3008-707-1	Rotor Knife	1	0.1875	4.843	N/A	Solid Carbide
	3008-707-2	Rotor Knife	1	0.1875	6.843	N/A	D2 Steel
	3008-719	Doctor Blade	1.26	0.375	10.106	5	Carbide
	3008-891	Doctor Blade	1.42	0.375	9.894	5	D2 Steel
	3012-149	Bed Knife	1.38	0.375	12.291	7	Carbide
	3012-17	Bed Knife	1.38	0.375	12.291	7	440C Stainless
	3012-183	Bed Knife	1.5	0.375	13.957	6	Solid Carbide
	3012-469	Bed Knife	1.5	0.375	13.957	6	440C Stainless
	3012-757	Rotor Knife	1	0.1875	12.155	N/A	Solid Carbide
	3012-757-1	Rotor Knife	1.13	0.1875	12.155	N/A	Solid Carbide
	3012-757-2	Rotor Knife	0.98	0.1875	12.155	N/A	Solid Carbide
	3012-757-3	Rotor Knife	1	0.1875	12.155	N/A	D2 Steel
	3012-757-4	Rotor Knife	1	0.1875	12.155	N/A	CPM-10V
	3012-757-S	Rotor Knife	1	0.1875	12.155	N/A	Stellite
	3012-891	Doctor Blade	1.42	0.375	13.957	5	D2 Steel
	312-9	Doctor Blade	1.58	0.25	12.291	6	Stainless
	3016-149	Bed Knife	1.38	0.375	16.353	9	Solid Carbide
	3016-17	Bed Knife	1.38	0.375	16.353	9	440C Stainless
	3016-183	Bed Knife	1.5	0.375	9.01	4	Solid Carbide
	3016-183-2	Bed Knife	1.5	0.375	9.01	4	Stellite
	3016-183-N	Bed Knife	1.5	0.375	9.01	4	Carbide
	3016-469	Bed Knife	1.5	0.375	18.019	8	440C Stainless
	3016-757	Rotor Knife	1	0.1875	8.109	N/A	Solid Carbide
	3016-757-1	Rotor Knife	1.1875	0.1875	8.109	N/A	Solid Carbide
	3016-757-3	Rotor Knife	1.1875	0.1875	8.109	N/A	D2 Steel

**Note:** If blade is not found in list, please call the Conair Parts Department with serial number.

## Pelletizer Blades / Knives (continued)

Model	Part Number	Description	Dimensions (Inches)			Quantity of Mounting holes	Material
			Width	Thickness	Length		
3000	3016-891	Doctor Blade	1.42	0.375	18.02	7	D2 Steel
	3016-891-T	Doctor Blade	1.42	0.375	18.02	7	Carbide
	3016-9	Doctor Blade	1.58	0.25	16.353	8	Stainless
	3020-17	Bed Knife	1.38	0.375	20.415	11	440C Stainless
	3020-183	Bed Knife	1.5	0.375	11.041	7	Solid Carbide
	3020-3429	Doctor Blade	1.58	0.25	20.415	10	Stainless
	3020-469	Bed Knife	1.5	0.375	22.082	12	440C Stainless
	3020-689	Doctor Blade	1.4	0.312	22.082	11	Stainless
	3020-757	Rotor Knife	1	0.1875	10.14	N/A	Solid Carbide
	3020-891	Doctor Blade	1.42	0.375	22.082	11	D2 Steel
	3020-9	Doctor Blade	1.58	0.25	20.415	10	Stainless
	3024-149	Bed Knife	1.38	0.375	12.238	7	Solid Carbide
	3024-17	Bed Knife	1.38	0.375	12.238	7	440C Stainless
	3024-3429-T	Doctor Blade	1.58	0.25	32.48	N/A	Carbide
	3024-757	Use # 3012-757					
	3024-891	Doctor Blade	1.46	0.375	26.148	13	Stainless
	3024-891-T	Doctor Blade	1.46	0.375	26.148	13	Carbide
	3024-9	Doctor Blade	1.58	0.25	24.479	13	Stainless
	3028-17	Bed Knife	1.38	0.375	14.437	8	440C Stainless
	3028-9	Doctor Blade	1.58	0.25	14.437	7	Stainless
	3032-149	Bed Knife	1.38	0.375	16.24	9	Solid Carbide
	3032-155	Doctor Blade	1.56	0.25	32.48	17	440C Stainless
	3032-155-T	Doctor Blade	1.56	0.25	32.48	17	Carbide
	3032-17-1	Bed Knife	1.38	0.375	16.24	9	440C Stainless
	3032-17-2	Bed Knife	1.38	0.375	16.24	20	Carbide
	3032-183	Bed Knife	1.5	0.375	17.135	8	Solid Carbide
3032-3429	Doctor Blade	1.58	0.25	32.48	28	Stainless	
3032-9	Use # 3032-155						
3032-757	Rotor Knife	1	0.1875	8.058	N/A	Solid Carbide	
3500	3508-1109	Doctor Blade	1.25	0.38	9.896	5	Stainless
	3508-1109-T	Doctor Blade	1.25	0.38	9.896	5	Carbide
	3508-2716	Doctor Blade	1.27	0.38	9.914	5	Stainless
	3508-2716-C	Doctor Blade	1.27	0.38	9.914	5	Ceramic
	3508-2716-T	Doctor Blade	1.27	0.38	9.914	5	Carbide
	3508-3075	Doctor Blade	1.27	0.38	9.914	5	Stainless

**Note:** If blade is not found in list, please call the Conair Parts Department with serial number.

**Pelletizer Blades / Knives (continued)**

Model	Part Number	Description	Dimensions (Inches)			Quantity of Mounting holes	Material
			Width	Thickness	Length		
3500	3508-3075-T	Doctor Blade	1.27	0.38	9.914	5	Carbide
	3512-1109	Doctor Blade	1.27	0.38	13.956	5	Stainless
	3512-1109-T	Doctor Blade	1.27	0.38	13.956	5	Carbide
	3512-2716	Doctor Blade	1.27	0.38	13.956	5	Stainless
	3512-2716-C	Doctor Blade	1.27	0.38	13.956	5	Carbide
	3512-2716-T	Doctor Blade	1.27	0.38	13.956	5	Ceramic
	3512-3075	Doctor Blade	1.27	0.38	13.956	5	Stainless
	3512-3075-T	Doctor Blade	1.27	0.38	13.956	5	Carbide
	3516-1109	Doctor Blade	1.27	0.38	18.02	7	Stainless
	3516-1109-T	Doctor Blade	1.27	0.38	18.02	7	Carbide
	3516-1695	Rotor Knife	1.88	0.312	16.25	9	Solid Carbide
	3516-1934	Rotor Knife	1.63	0.312	16.228	5	Carbide
	3516-1934-1	Rotor Knife	1.5	0.312	16.228	5	Carbide
	3516-2554	Rotor Knife	2.13	0.312	16.25	8	Solid Carbide
	3516-2716	Doctor Blade	1.27	0.38	18.02	7	Stainless
	3516-3075	Doctor Blade	1.27	0.38	18.02	7	Stainless
	3516-3075-T	Doctor Blade	1.27	0.38	18.02	7	Carbide
	3520-1109	Doctor Blade	1.27	0.38	22.082	10	Stainless
	3520-1109-T	Doctor Blade	1.27	0.38	22.082	10	Carbide
	3520-1718	Rotor Knife	1.5	0.312	10.136	6	Solid Carbide
	3520-2716	Doctor Blade	1.27	0.38	22.102	11	Stainless
	3520-2716-T	Doctor Blade	1.27	0.38	22.102	11	Carbide
	3520-3075	Doctor Blade	1.27	0.38	22.082	11	Stainless
	3520-3075-T	Doctor Blade	1.27	0.38	22.082	11	Carbide
	3524-1109	Doctor Blade	1.27	0.375	26.148	13	Stainless
	3524-3075	Doctor Blade	1.27	0.38	26.144	13	Stainless
	3524-3075-T	Doctor Blade	1.27	0.38	26.144	13	Carbide
	3524-3132	Doctor Blade	1.27	0.38	26.144	13	Stainless
	3524-3132-T	Doctor Blade	1.27	0.38	26.144	13	Carbide
9000	9020-0013	Doctor Blade	1.68	0.38	22.082	11	Stainless
	9024-0104	Doctor Blade	1.68	0.38	26.164	13	Stainless
	9024-0104-C	Doctor Blade	1.68	0.38	26.164	13	Ceramic
	9024-0104-T	Doctor Blade	1.68	0.38	26.164	13	Carbide

**Note:** If blade is not found in list, please call the Conair Parts Department with serial number.

## Pelletizer Feedrolls

Model	Part Number	Description	Durometer	Dimensions (Inches)			Shaft Type
				Roll Width	Roll OD	Total Length	
100	106-176	LFR Knurled		5.88	1.88	12.978	Keyed
	108-176	LFR Knurled		7.88	1.88	14.979	Keyed
	112-176	LFR Knurled		11.88	1.88	18.979	Keyed
204	204-1395	LFR Ceramic Coated		4.88	1.88	13.95	Keyed
	204-217	LFR Knurled		4.88	1.88	13.95	Keyed
	204-217-1	LFR Knurled		4.88	1.88	12.45	Keyed
	204-23-1	LFR Knurled		4.88	1.88	13.95	Keyed
	204-23-2	LFR Knurled		4.88	1.88	16.56	Keyed
	204-25-1	UFR Hypalon Covered (White)	85-90	4.88	3.70	10.951	Keyed
	204-25-2	UFR Hypalon Covered (White)	65-70	4.88	3.70	10.951	Keyed
	204-25-3	UFR Hypalon Covered (Black)	65-70	4.88	3.70	10.951	Keyed
	204-25-4	UFR Hypalon Covered (White)	65-70	4.88	3.70	12.201	Keyed
	204-25-5	UFR Carboxylated Nitrile Covered (White)	70	4.88	3.70	12.201	Keyed
	204-25-6	UFR Carboxylated Nitrile Covered (White)	85	4.88	3.70	9.451	Keyed
	204-25-7	UFR Carboxylated Nitrile Covered (White)	90	4.88	3.70	9.451	Keyed
	204-877	LFR Covered	65-70	4.88	1.88	13.95	Keyed
	204-877-1	LFR Covered	85-90	4.88	1.88	13.95	Keyed
	206	206-1052	LFR Covered	65-70	6.88	1.88	15.95
206-1053		UFR Urethane Covered	85-90	6.88	3.70	12.951	Keyed
206-135-1		LFR Knurled		6.88	3.70	12.951	Keyed
206-135-2		LFR Knurled		6.88	3.70	12.951	Keyed
206-135-3		LFR Knurled		6.88	3.70	14.201	Keyed
206-1395		LFR Ceramic Coated		6.88	1.88	15.95	Keyed
206-217		LFR Knurled		6.88	1.88	15.95	Keyed
206-217-1		LFR Knurled		6.88	1.88	14.45	Keyed
206-217-1-C		LFR Smooth Ceramic Coated		6.88	1.88	14.45	Keyed
206-217-1-T		LFR Knurled Carbide Coated		6.88	1.88	14.45	Keyed
206-23-1		LFR Knurled		6.88	1.88	15.95	Keyed
206-23-2		LFR Knurled		6.88	1.88	18.56	Keyed
206-25-1		UFR Hypalon Covered (White)	85-90	6.88	3.70	12.951	Keyed
206-25-2		UFR Hypalon Covered (White)	65-70	6.88	3.70	12.951	Keyed
206-25-3		UFR Hypalon Covered (Black)	65-70	6.88	3.70	12.951	Keyed
206-25-4		UFR Hypalon Covered (White)	65-70	6.88	3.70	14.201	Keyed
206-25-5		UFR Carboxylated Nitrile Covered (White)	70	6.88	3.70	14.201	Keyed

**Pelletizer Feedrolls** (continued)

Model	Part Number	Description	Durometer	Dimensions (Inches)			Shaft Type
				Roll Width	Roll OD	Total Length	
206	206-25-6	UFR Carboxylated Nitrile Covered (White)	85	6.88	3.70	11.451	Keyed
	206-25-7	UFR Carboxylated Nitrile Covered (White)	90	6.88	3.70	11.451	Keyed
	206-29	LFR Serrated Carbide Coated		6.88	1.88	15.95	Keyed
	206-30-1	UFR Serrated		8.65	3.70	12.951	Keyed
	206-30-2	UFR Serrated		8.65	3.70	12.951	Keyed
	206-552	LFR Serrated		6.88	1.88	15.20	Keyed
	206-877	LFR Covered	65-70	6.88	1.88	15.95	Keyed
	206-877-1	LFR Covered	85-90	6.88	1.88	15.90	Keyed
	208	208-1052	LFR Covered	65-70	8.88	1.88	17.95
208-1053		UFR Urethane Covered	85-90	8.88	3.70	14.951	Keyed
208-135-1		LFR Knurled		8.88	3.70	14.951	Keyed
208-135-2		LFR Knurled		8.88	3.70	14.951	Keyed
208-135-3		LFR Knurled		8.88	3.70	16.201	Keyed
208-1395		LFR Ceramic Coated		8.88	1.88	17.95	Keyed
208-217		LFR Knurled		8.88	1.88	17.95	Keyed
208-217-1		LFR Knurled		8.88	1.88	16.45	Keyed
208-23-1		LFR Knurled		8.88	1.88	17.95	Keyed
208-23-2		LFR Knurled		8.88	1.88	20.56	Keyed
208-25-1		UFR Hypalon Covered (White)	85-90	9.79	3.70	14.951	Keyed
208-25-2		UFR Hypalon Covered (White)	65-70	9.79	3.70	14.951	Keyed
208-25-3		UFR Hypalon Covered (Black)	65-70	9.79	3.70	14.951	Keyed
208-25-4		UFR Hypalon Covered (White)	65-70	9.79	3.70	16.201	Keyed
208-25-5		UFR Carboxylated Nitrile Covered (White)	70	9.79	3.70	16.201	Keyed
208-25-6		UFR Carboxylated Nitrile Covered (White)	85	8.88	3.70	13.451	Keyed
208-25-7		UFR Carboxylated Nitrile Covered (White)	90	8.88	3.70	13.451	Keyed
208-29		LFR Serrated Carbide Coated		8.88	1.88	17.95	Keyed
208-30-1		UFR Serrated		10.65	3.70	14.951	Keyed
208-30-2		UFR Serrated		10.65	3.70	14.951	Keyed
208-552		LFR Serrated		8.88	1.88	17.2	Keyed
208-877		LFR Covered	65-70	8.88	1.88	17.95	Keyed
208-877-1		LFR Covered	85-90	8.88	1.88	17.95	Keyed

**Pelletizer Feedrolls** (continued)

Model	Part Number	Description	Durometer	Dimensions (Inches)			Shaft Type	
				Roll Width	Roll OD	Total Length		
212	212-1052	LFR Covered	65-70	12.88	1.88	21.95	Keyed	
	212-1053	UFR Urethane Covered	85-90	12.88	3.70	18.951	Keyed	
	212-135-1	LFR Knurled		12.88	3.70	18.951	Keyed	
	212-135-2	LFR Knurled		12.88	3.70	18.951	Keyed	
	212-135-3	LFR Knurled		12.88	3.70	20.201	Keyed	
	212-1395	LFR Ceramic Coated		12.88	1.88	21.95	Keyed	
	212-217	LFR Knurled		12.88	1.88	21.95	Keyed	
	212-217-1	LFR Knurled		12.88	1.88	20.45	Keyed	
	212-23-1	LFR Knurled		12.88	1.88	21.95	Keyed	
	212-23-2	LFR Knurled		12.88	1.88	24.56	Keyed	
	212-25-1	UFR Hypalon Covered (White)	85-90	12.88	3.70	18.951	Keyed	
	212-25-2	UFR Hypalon Covered (White)	65-70	12.88	3.70	18.951	Keyed	
	212-25-3	UFR Hypalon Covered (Black)	65-70	12.88	3.70	18.951	Keyed	
	212-25-4	UFR Hypalon Covered (White)	65-70	12.88	3.70	20.201	Keyed	
	212-25-5	UFR Carboxylated Nitrile Covered (White)	70	12.88	3.70	20.201	Keyed	
	212-25-6	UFR Carboxylated Nitrile Covered (White)	85	12.88	3.70	17.451	Keyed	
	212-25-7	UFR Carboxylated Nitrile Covered (White)	90	12.88	3.70	17.451	Keyed	
	212-29	LFR Serrated Carbide Coated		12.88	1.88	21.95	Keyed	
	212-30-1	UFR Serrated		14.65	3.70	18.951	Keyed	
	212-30-2	UFR Serrated		14.65	3.70	18.951	Keyed	
	212-552	LFR Serrated		12.88	1.88	21.20	Keyed	
	212-877	LFR Covered	65-70	12.88	1.88	21.95	Keyed	
	212-877-1	LFR Covered	85-90	12.88	1.88	21.95	Keyed	
	304	304-16	LFR Knurled		4.00	1.63	11.19	Keyed
		304-16-C	LFR Knurled Ceramic		4.00	1.63	11.19	Keyed
		304-16-T	LFR Knurled Carbide		4.00	1.63	11.19	Keyed
304-19-1		UFR Hypalon Covered	65-70	3.56	2.75	3.718	Keyed	
304-75		UFR Knurled		3.56	3.25	3.718	Keyed	
306	306-16	LFR Knurled		6.00	1.63	13.19	Keyed	
	306-16-T	LFR Knurled Carbide		6.00	1.63	13.19	Keyed	
	306-16-19	UFR Hypalon Covered	65-70	5.56	2.75	5.718	Keyed	
	306-75	UFR Knurled		5.56	3.25	5.718	Keyed	
3008	3008-1034	UFR Hypalon Covered	60-70	9.04	5.50	17.041	Keyed	
	3008-185	LFR Knurled		8.06	3.00	18.437	Keyed	
	3008-553	LFR Knurled		9.29	3.00	20.035	Keyed	

**Pelletizer Feedrolls** (continued)

Model	Part Number	Description	Durometer	Dimensions (Inches)			Shaft Type
				Roll Width	Roll OD	Total Length	
3012	3012-1034	UFR Hypalon Covered	60-70	13.10	5.50	21.103	Keyed
	3012-185	LFR Knurled		12.12	3.00	22.50	Keyed
	3012-186	LFR Covered	65-70	12.12	2.50	22.50	Keyed
	3012-553	LFR Knurled		13.35	3.00	24.101	Keyed
3016	3016-1034	UFR Hypalon Covered	60-70	17.16	5.50	25.165	Keyed
	3016-185	LFR Knurled		16.18	3.00	26.362	Keyed
	3016-186	LFR Covered	65-70	16.18	2.50	26.562	Keyed
	3016-553	LFR Knurled		17.41	3.00	28.164	Keyed
3020	3020-1034	UFR Hypalon Covered	60-70	21.23	5.50	29.227	Keyed
	3020-185	LFR Knurled		20.24	3.00	30.615	Keyed
	3020-186	LFR Covered	65-70	20.24	2.50	30.615	Keyed
	3020-553	LFR Knurled		21.48	3.00	32.226	Keyed
3024	3024-1034	UFR Hypalon Covered	60-70	25.28	5.50	33.289	Keyed
	3024-185	LFR Knurled		24.31	3.00	34.685	Keyed
	3024-186	LFR Covered	65-70	24.31	2.50	34.685	Keyed
3028	3028-1034	UFR Hypalon Covered	60-70	29.35	5.50	37.351	Keyed
	3028-185	LFR Knurled		28.37	3.00	38.75	Keyed
3032	3032-1034	UFR Hypalon Covered	60-70	33.41	5.50	41.413	Keyed
	3032-185	LFR Knurled		32.31	3.00	42.685	Keyed
	3032-186	LFR Covered	65-70	32.31	2.50	42.685	Keyed
	3032-213-1	LFR Knurled		32.31	3.00	44.93	Keyed
	3032-213-2	LFR Knurled	32.31	3.00	46.53	Keyed	
	3032-3118	UFR Hypalon Covered	65-70	31.82	4.50	42.37	Keyed/Splined
	3032-3118-1	UFR Hypalon Covered		31.82	4.50	41.62	Keyed/Splined
	3032-3443	LFR Ceramic	32.31	3.00	42.69	Keyed	
	3032-3595	LFR Knurled	32.31	3.25	42.942	Keyed/Splined	
	3032-3596	UFR Hypalon Covered	65-70	32.31	5.75	41.438	Keyed/Splined
3508	3508-1104-1	UFR Hypalon Covered (White)	85-90	9.04	3.25	16.4245	Keyed
	3508-1104-2	UFR Hypalon Covered (White)	65-70	9.04	3.25	16.4245	Keyed
	3508-1104-3	UFR Hypalon Covered (Black)	65-70	9.04	3.25	16.4245	Keyed
	3508-1104-4	UFR Natural Rubber Covered	75-80	9.04	3.25	16.424	Keyed
	3508-1105	LFR Knurled		9.28	2.25	21.1745	Keyed
	3508-1144	UFR Knurled		9.91	4.25	16.4245	Keyed

**Pelletizer Feedrolls** (continued)

Model	Part Number	Description	Durometer	Dimensions (Inches)			Shaft Type
				Roll Width	Roll OD	Total Length	
	3508-1268	UFR Serrated		9.04	4.25	16.4245	Keyed
	3508-1269	LFR Serrated		9.29	2.50	21.1745	Keyed
	3508-2087	LFR Knurled		9.29	2.25	21.1745	Keyed
	3508-2595	LFR Ceramic Coated		9.29	2.50	21.1745	Keyed
	3508-3080	LFR Knurled		9.29	2.50	18.688	Keyed/Splined
	3508-3081	UFR Hypalon Covered (White)	65-70	9.40	4.25	17.426	Keyed/Splined
	3508-3131	LFR Smooth		9.29	2.50	21.44	Keyed/Splined
	3508-3168	UFR Serrated		9.40	4.25	17.426	Keyed/Splined
	3508-3217	UFR Knurled		9.40	4.25	17.426	Keyed/Splined
	3508-3304	LFR Hypalon Covered	65-70	9.29	2.25	18.688	Keyed/Splined
3512	3512-1104-1	UFR Hypalon Covered (White)	85-90	13.10	3.25	20.487	Keyed
	3512-1104-2	UFR Hypalon Covered (White)	65-70	13.10	3.25	20.487	Keyed
	3512-1104-3	UFR Hypalon Covered (Black)	65-70	13.10	3.25	20.487	Keyed
	3512-1104-4	UFR Natural Rubber Covered	75-80	13.10	3.25	20.487	Keyed
	3512-1105	LFR Knurled		13.35	2.25	25.237	Keyed
	3512-1144	UFR Knurled		13.98	4.25	20.487	Keyed
	3512-1144-1	UFR Knurled		13.98	4.25	20.487	Keyed
	3512-1268	UFR Serrated		13.10	4.25	20.487	Keyed
	3512-1268-1	UFR Serrated		13.10	4.25	20.487	Keyed
	3512-1269	LFR Serrated		13.35	2.50	25.237	Keyed
	3512-2087	LFR Knurled		13.35	2.25	25.237	Keyed
	3512-2595	LFR Ceramic Coated		13.35	2.50	25.237	Keyed
	3512-3080	LFR Knurled		13.35	2.50	22.75	Keyed/Splined
	3512-3081	UFR Hypalon Covered (White)	65-70	13.10	4.25	21.488	Keyed/Splined
	3512-3131	LFR Smooth		13.35	2.50	25.50	Keyed/Splined
	3512-3168	UFR Serrated		13.10	4.25	21.488	Keyed/Splined
	3512-3217	UFR Knurled		13.10	4.25	21.488	Keyed/Splined
	3512-3304	LFR Hypalon Covered	65-70	13.35	2.25	22.75	Keyed/Splined
3516	3516-1104-1	UFR Hypalon Covered (White)	85-90	17.16	3.25	24.5495	Keyed
	3516-1104-2	UFR Hypalon Covered (White)	65-70	17.16	3.25	24.5495	Keyed
	3516-1104-3	UFR Hypalon Covered (Black)	65-70	17.16	3.25	24.5495	Keyed
	3516-1104-4	UFR Natural Rubber Covered	75-80	17.16	3.25	24.5495	Keyed
	3516-1105	LFR Knurled		17.41	2.25	29.2995	Keyed
	3516-1144	UFR Knurled		18.04	4.25	24.5495	Keyed
	3516-1268	UFR Serrated		17.16	4.25	24.5495	Keyed
	3516-1269	LFR Serrated		17.41	2.50	29.2995	Keyed

**Pelletizer Feedrolls (continued)**

Model	Part Number	Description	Durometer	Dimensions (Inches)			Shaft Type
				Roll Width	Roll OD	Total Length	
	3516-2087	LFR Knurled		17.41	2.25	29.2995	Keyed
	3516-2595	LFR Ceramic Coated		17.41	2.50	29.2995	Keyed
	3516-3080	LFR Knurled		17.41	2.50	26.813	Keyed/Splined
	3516-3081	UFR Hypalon Covered (White)	65-70	17.16	4.25	25.55	Keyed/Splined
	3516-3131	LFR Smooth		17.41	2.50	29.563	Keyed/Splined
	3516-3168	UFR Serrated		17.16	4.25	25.55	Keyed/Splined
	3516-3217	UFR Knurled		17.16	4.25	25.55	Keyed/Splined
	3516-3304	LFR Hypalon Covered	65-70	17.41	2.25	26.813	Keyed/Splined
3520	3520-1104-1	UFR Hypalon Covered (White)	85-90	21.23	3.25	28.612	Keyed
	3520-1104-2	UFR Hypalon Covered (White)	65-70	21.23	3.25	28.612	Keyed
	3520-1104-3	UFR Hypalon Covered (Black)	65-70	21.23	3.25	28.612	Keyed
	3520-1104-4	UFR Natural Rubber Covered	75-80	21.23	3.25	28.612	Keyed
	3520-1105	LFR Knurled		21.47	2.25	33.362	Keyed
	3520-1144	UFR Knurled		22.10	4.25	28.612	Keyed
	3520-1268	UFR Serrated		21.28	4.25	28.612	Keyed
	3520-1269	LFR Serrated		21.48	2.50	33.362	Keyed
	3520-2087	LFR Knurled		21.48	2.25	33.362	Keyed
	3520-2595	LFR Ceramic Coated		21.48	2.50	33.362	Keyed
	3520-3080	LFR Knurled		21.48	2.50	30.875	Keyed/Splined
	3520-3081	UFR Hypalon Covered (White)	65-70	21.23	4.25	29.612	Keyed/Splined
	3520-3131	LFR Smooth		21.48	2.50	33.625	Keyed/Splined
	3520-3168	UFR Serrated		21.23	4.25	29.612	Keyed/Splined
	3520-3217	UFR Knurled		21.23	4.25	29.612	Keyed/Splined
	3520-3304	LFR Hypalon Covered	65-70	21.48	2.25	30.875	Keyed/Splined
3524	3524-1104-1	UFR Hypalon Covered (White)	85-90	25.29	3.25	32.6745	Keyed
	3524-1104-2	UFR Hypalon Covered (White)	65-70	25.29	3.25	32.6745	Keyed
	3524-1104-3	UFR Hypalon Covered (Black)	65-70	25.29	3.25	32.6745	Keyed
	3524-1104-4	UFR Natural Rubber Covered	75-80	25.29	3.25	32.6745	Keyed
	3524-1105	LFR Knurled		25.53	2.25	37.4245	Keyed
	3524-1144	UFR Knurled		26.17	4.25	32.674	Keyed
	3524-1269	LFR Serrated		25.54	2.50	37.4245	Keyed
	3524-2087	LFR Knurled		25.54	2.25	37.4245	Keyed
	3524-2595	LFR Ceramic Coated		25.54	2.50	37.4245	Keyed
	3524-3080	LFR Knurled		25.54	2.50	37.875	Keyed/Splined
	3524-3081	UFR Hypalon Covered (White)	65-70	25.29	4.25	33.674	Keyed/Splined
	3524-3131	LFR Smooth		25.54	2.50	37.625	Keyed/Splined
	3524-3168	UFR Serrated		25.29	4.25	33.674	Keyed/Splined
	3524-3217	UFR Knurled		25.29	4.25	33.674	Keyed/Splined
	3524-3304	LFR Hypalon Covered	65-70	25.54	2.25	34.875	Keyed/Splined

## Pelletizer 200 Series U-Joints

Part Number	Description	Bore (left)	Keyway (left)	Bore (right)	Keyway (right)	Spline
200-353-D22	Rotor U-Joint Assembly	1-1/4"	1/4"	1"	1/4"	
200-353-D2	LFR U-Joint Assembly	3/4"	3/8"	1"	1/4"	
200-353-D1	UFR U-Joint Assembly	1-1/4"		3/4"	3/8"	6



200-353-D22



200-353-D2



200-353-D1

## Pelletizer 3000 Series U-Joints

Part Number	Description	Bore (left)	Keyway (left)	Bore (right)	Keyway (right)	Spline
3500-1215-D17	Rotor	1"	1/4"	1.25"	1/4"	6
3500-1215-D23	Upper Feedroll	1"	1/4"	1.25"	0.3125"	
3500-1215-D79	Upper Feedroll	1.125"		1.25"		6
3500-1215-D68	Lower Feedroll	1.25"		1.125"		6
3500	0.3152 Snap Pin					
3500-1215-D9	Lower Feedroll	1"	1/4"	1"	1/4"	



3500-1215-D17



3500-1215-D68



3500-1215-D23



3500-1215-D79




3500-1215-D9

## 200 Series Gearbox Assembly

Model	Part Number	Description
200-353	200-448	Shaft Drive LFR (keyed)
	100-48-1	Shaft Drive UFR (splined)
	200-77-6	Shaft Drive, Rotor (keyed)
	100-42	Spacer
	100-43	Gear LFR, S-612, 1" Bore
	100-44	Gear UFR, S624, 1" Bore
	100-46	Top Plate
	200-41-3	Housing
	200-76	Bracket, Idler
	66905	Bearing
	80298	Snap Ring

Model	Part Number	Description
200-353-1	100-48	Shaft Drive LFR (splined)
	100-48-1	Shaft Drive UFR (splined)
	200-77-2	Shaft Drive, Rotor (keyed)
	100-42	Spacer
	100-43	Gear LFR, S-612, 1" bore
	100-44	Gear UFR, S624, 1" bore
	100-46	Top Plate
	200-41-3	Housing
	200-76	Bracket, Idler
	66905	Bearing
	80298	Snap Ring



200 Series Gearbox Assembly


Model	Part Number	Description
200-353-2	100-370-1	Shaft Drive LFR (keyed)
	100-48-1	Shaft Drive UFR (splined)
	200-77-6	Shaft Drive, Rotor (keyed)
	100-42	Spacer
	100-43	Gear LFR, S-612, 1" Bore
	100-44	Gear UFR, S624, 1" Bore
	100-46	Top Plate
	200-41-3	Housing
	200-76	Bracket, Idler
	66905	Bearing
	80298	Snap Ring

## Desiccant Tanks

Part Number	Number of tanks required per dryer	Body Diameter	Top Port Diameter	Bottom Port Diameter	Overall Height included Top and Bottom Ports	Pounds of Desiccant used per tank	Style
18175804	3	3"	1"	1"	5.75"	1	B
18175803	3	3.5"	1.75"	1.75"	7.25"	1	B
18175802	3	5"	2.5"	2.5"	10.5"	1.5	B
18175801	3	6"	2.5"	2.5"	12"	7	B
18175401	3	8"	2.5"	2.5"	12.34"	8	B
181473	5	10"	3.5"	3.5"	32.5"	24	B
181173	1	8.125"	1.75"	3"	11.9"	4	C
181462	5 (D1600) 10 (D2400 / 3200)	13"	5"	5"	26"	41	B
18401801	5	10"	3.5"	3.5"	24"	19.3	B
18402801	5	10"	3.5"	3.5"	19"	14.5	B
18113602	4	8"	3"	3"	23.5"	11	B
181162	4	8"	3"	3"	14"	6	B
18402401	3	8.125"	2.5"	2.5"	12.062"	4.5	B
18182921	3	7"	2.5"	2.5"	10.8125"	4	F
18182920	3	7"	2.5"	2.5"	9.125"	3	F
1818290101	3	4"	2.5"	2.5"	8.625"	1	F
1818290102	3	5"	2.5"	2.5"	9.25"	2	F
181481	1	6.625"			5.75"	2.5	E
189098	1 (C50) 2 (C101)	8.125"	1.75"	1.75"	14.5"	5	C
18124702	1	12"	1.75"	6"	21"	18.5	A
181357	1	Not a cylindrical tank, dimensions are 10.5625" x 12.0625" x 2.5"				7	D




Style A




Style B




Style C



Style D




Style E



Style F

## Desiccant Tanks - Vibrating Table



Desiccant Tanks - Vibrating Table

Part Number	Description
18082501PH	Universal - accepts all Conair Desiccant Tanks

## Raw Desiccant

Part Number	Description	Size
18907302	8 x 12 Bead Size Type 13X	Approx. 1/16" Diameter

## Desiccant Wheels

Wheel Assemblies	For Machine	Replacement Wheel Only	Wheel Only Diameter	Wheel Only Height
18194001	W15 / 25	185108420	11.25"	1.5"
18194002	MDCW15 / 25	185108420	11.25"	1.5"
18194003	W50 / 75	185108421	11.25"	3.75"
18194004	MDCW50 / 75	185108421	11.25"	3.75"
18194005	W100	185108422	11.25"	5"
18194006	MDCW100	185108422	11.25"	5"
18194007	W150 / 200	185108423	11.25"	8"
18194008	W300	185108424	11.25"	12"
18194009	W400	185108425	11.25"	15.75"
18188701	W600	1818870101	15.5"	12"
18188702	W800 / 1000	1818870201	15.5"	15.75"
18188801	W1600	1818880201	24"	15.75"
18188802	W2400	1818880201	24"	15.75"
18188901	W3200	1818890201	32.25"	15.75"
18188902	W5000	1818890201	32.25"	15.75"

**Note:** Dryers built before June of 2007 require the entire wheel assembly to be replaced in order to replace a desiccant wheel. The wheel assembly includes the desiccant wheel, upper and lower plenums, belt and drive motor. In June of 2007, Conair made a design improvement to the desiccant wheel assembly which allows for the desiccant wheel to be replaced without replacing the entire assembly.

All new dryer wheel assemblies shipped as replacements allow for removal of the wheel from the assembly. Contact our Parts Department with your dryer serial number to verify if your dryer has the old wheel assembly design, or the new style.



Desiccant Wheels



18194004

## Dryer Resistance Temperature Detector (RTD'S)

Part Number	Style	Cable Length	Probe Length	Probe Type
20951801	A	120"	3.5"	90-degree
20951802	C	80"	3.5"	Straight
20951812	A	180"	6"	90-degree
20951803	B	160"	3.5"	90-degree
20951807	B	300"	3.5"	90-degree
20951817	B	115"	3.5"	90-degree
20951811	C	48"	3.5"	Straight
20951818	D	66"	3.5"	90-degree
20951805	E	120"	N/A (extension only)	N/A
20951816	E	480"	N/A (extension only)	N/A
20951819	D	240"	3.5"	90-degree
20951820	B	12"	3.5"	90-degree
20951821	A	300"	6"	90-degree
20951822	B	12"	3.5"	90-degree
20951823	C	12"	6"	Straight
20951824	A	300"	6"	90-degree
20951825	D	240"	6"	90-degree
20951826	D	480"	2.5"	Straight

**Note:** 20951811 same as 20951808 except compression ferrule to be placed 2.625" from tip of probe.

20951805 is extension only for 20951801 and 20951812.




Style A



Style B




Style C



Style D



Style E



## Resistance Temperature Detector (RTD'S)

For Heat Transfer and Chiller Units

Part Number	Style	Cable Length	Probe Length	Probe Type
11000400	A	6"	2.5"	90-degree
09003365	A	3"	2.5"	90-degree
09001207	B	18"	4"	Straight
20966802	C	15"	9"	Straight



Style A



Style B



Style C

## Dryer Hose

Temperature range to 600 °F



Dryer Hose

Part Number	ID
2400071402	1-1/4"
2400070102	1-1/2"
2400070802	1-3/4"
2400070202	2"
2400070302	2-1/2"
2400070402	3"
2400070902	3-1/2"
2400070502	4"
2400070602	5"
2400070702	6"
2400071002	8"
2400071202	10"
2400071102	12"

**Note:** Comes in 20 ft. sections.

Will cut to order for smaller length requirements.

## Dryer Hose

### Insulated Hose Assemblies

Part Number	ID	Length
181365	1-3/4"	28 in.
18136501	1-3/4"	5 ft.
D593402	1-3/4"	10 ft.
D626249	2"	5 ft.
D538830	2"	10 ft.
18117203	2-1/2"	5 ft.
181172	2-1/2"	10 ft.
18117201	2-1/2"	15 ft.
18117202	2-1/2"	20 ft.
181168	3"	10 ft.
18116801	3"	15 ft.
18116802	3"	20 ft.
181171	5"	10 ft.
18117101	5"	15 ft.
18117102	5"	20 ft.
181203	8"	10 ft.
18120301	8"	15 ft.
18120302PH	8"	20 ft.
181393	12"	10 ft.
18139301	12"	15 ft.
18139302	12"	20 ft.



Dryer Hose  
Insulated Hose Assemblies

## Insulated 4 Ply Silicone Hi-Temp Gravity Feed Hose Assembly

10 foot Insulated Assembly	Inside Diameter	10 foot Hose Only/ No Insulation
1819540401	2"	26706201
1819540402	2.5"	26706202
1819540403	3"	26706203
1819540404	4"	26706204
1819540405	5"	26706205
1819540406	6"	26706207




1819540402

## Cam Timers (Plastic Cams)

Time Cycle	Cams	Voltage	Part Number	Replaced by
30 sec.	1	120V / 60 Hz	20920301	2090510701
30/45 sec.	1	120V / 60 Hz	2090512201	
60 sec.	1	120V / 60 Hz	20920302	2090511601
60 sec.	2	120V / 60 Hz	2090511701	
60 sec.	3	120V / 60 Hz	2090511801	
60 sec.	4	120V / 60 Hz	20920321	2090720401
15 min.	1	120V / 60 Hz	20920303	2090511301
15 min.	1	120V / 60 Hz	2090511301	2090510701
15 min.	1	120V / 50 Hz	2090511303	
30 min.	1	120V / 60 Hz	20920304	2090511401
30 min.	1	120V / 60 Hz	2090511401	
45 min.	2	120V / 60 Hz	2090512901	
45 min.	2	120V / 50 Hz	2090512903	
72 min.	2	120V / 60 Hz	2090513001	
72 min.	3	120V / 60 Hz	2090513101	
72 min.	3	120V / 60 Hz	2090513103	

10859109 - 3RPM Replacement Motor for CP-A Timers.



Plastic Cam Timers


## Cam Timers (Metal Cams)

Part Number	Cams	Voltage
2090720201	2	120
2090720301	3	120
2090720401	4	120

**Note:** 108243 - 2RPM Replacement Motor for MC3 Timers.

All 209072xx Series Timers include A-12 gear rack (60 second cycle) to purchase optional gear racks - select from below.

Part Number	Sec.	Gear Rack Number
20911643	20	E-12
20911625	30	C-12
20911615	40	B-12
20911601	60	A-12
20911605	90	A-18
20911606	100	A-20
20911614	180	A-36



Metal Cam Timers

## Solid State Plug-in Timers (8 Pin) (115 VAC)

Part Number	Time Delay Ranges (sec.)
20907401	1
20907402	5
20907403	10
20907404	15
20907405	30
20907406	60*
20907407	90
20907408	120
20907409	180
20907410	240
20907411	300
20907412	360
20907413	420
20907414	480
20907415	600
20907416	10-100 min
20907417**	20



Solid State Plug-in Timers

Most common timers used.

\* Autocolor/Level Indicator Control

\*\* Gas Dryer

## Rubber Ring

(Silicone / Urethane) Common

Part Number	ID	OD	Height
29913501	7"	7-1/4"	1-3/4"
29913502	6-1/4"	6-1/2"	1-1/4"
29913503	5-5/16"	5-5/16"	1-1/4"
29913504	8"	8-1/4"	1-3/4"
29913505	3"	3-1/4"	2"
29913506	5"	5-1/4"	2"
29913507	2-1/2"	2-3/4"	2"
29913508	3-1/2"	3-3/4"	7/8"
29913509	7"	7-1/4"	1"
29913510	5"	5-1/4"	1"
29913511	1-3/4"	2"	1"
29913513	3"	3-1/4"	1"
29913514	4"	4-7/16"	1-1/16"



Rubber Ring

**Rubber Ring** (continued)  
(Silicone / Urethane) Common

Part Number	ID	OD	Height
29913516	6"	6-1/4"	2"
29913517	2-1/2"	2-15/16"	15/16"
29913518	3"	3-7/16"	15/16"
29913519	1-1/2"	1-7/8"	15/16"
29913520	1-3/4"	2-1/8"	15/16"
29913521	2-3/16"	2-9/16"	15/16"
29913522	2-1/4"	2-5/8"	15/16"
29913523	2"	2-3/8"	15/16"

**Note:** Ring material is red silicone 450 to 500°F

Part Number	ID	OD	Height
29913525	2-1/4"	2-5/8"	15/16"
29913526	3"	3-1/4"	1"
29913527	4"	4-7/16"	1-1/16"
29913528	2-1/2"	2-15/16"	15/16"
29913529	3"	3-7/16"	15/16"
29913530	1-1/2"	1-7/8"	15/16"
29913531	1-3/4"	2-1/8"	15/16"
29913532	2-3/16"	2-9/16"	15/16"
29913533	2"	2-3/8"	15/16"
29913534	5"	5-1/4"	1"

**Note:** Ring material is tan urethane - 70 to 270°F (can use at 350°F)

**Rubber Ring**  
(Natural Rubber)

Part Number	ID	OD	Height
29913401	4"	4-3/8"	1-1/8"



Natural Rubber Ring

## Rubber Ring

(White Natural Rubber 35 to 45 Durometer)

Part Number	ID	OD	Height
29913603	2-1/2"	2-7/8"	1-1/8"
29913606	9"	9-1/4"	1-1/4"
29913607	1-1/2"	1-7/8"	1-1/8"
29913608	1-3/4"	2-1/8"	1-1/8"
29913609	2-1/4"	2-5/8"	1-1/8"
29913611	3"	3-1/2"	1-1/4"



White Natural Rubber Ring

## Rubber Ring

Part Number	ID	OD	Height	Material
29923501	3-1/2"	3-3/4"	3/4"	Red Silicone
29923502	4-7/8"	5-1/8"	7/8"	Red Silicone
29923503	7"	7-1/4"	7/8"	Red Silicone
29923504	6"	6-1/4"	7/8"	White Natural
29923505	3"	3-1/4"	2"	White Natural
29923506	6"	6-1/4"	7/8"	Red Silicone
29923508	3-1/2"	3-3/4"	3/4"	White Hypalon
29923509	6-1/8"	6-7/16"	1"	Red Silicone
29923510	7-1/8"	7-7/16"	1"	Red Silicone
29923523	6"	6-1/4"	7/8"	White Hypalon



Rubber Ring

## Self Loc Valve Seals for CV and RV Valves

Part Number	ID	Material	Maximum Temperature
26710601	2"	Urethane	200° F
2671060101	2"	Silicone	500° F
26710602	2.5"	Urethane	200° F
2671060201	2.5"	Silicone	500° F
26710603	3"	Urethane	200° F
2671060301	3"	Silicone	500° F
26710604	4"	Urethane	200° F
2671060401	4"	Silicone	500° F



Self Loc Valve Seals

## Valve Cone Covers

Part Number	ID	OD	Color	Temp Range	Material
104398	2-1/4"	2-3/4"	Blue	Standard	Urethane
10439801	2-1/4"	2-3/4"	Red	High Temp	Silicone
104446	2-7/8"	3-3/8"	Yellow	Standard	Urethane
10444601	2-7/8"	3-3/8"	Red	High Temp	Silicone
104489	4"	4-1/2"	Red	Standard	Urethane
10448901	4"	4-1/2"	Red	High Temp	Silicone



Valve Cone Covers

## Rubber Liners

Part Number	ID	Flange OD	Color	Temp Range
106049	1-3/8"	3"	Cream	Standard
106129	1-5/8"	3-5/8"	Cream	Standard
10612901	1-5/8"	3-5/8"	Red	High Temp

**Note:** Overall Length including flange:  
 106049 = 3"  
 106129 and 10612901 = 3-1/2"



Rubber Liners

## Piston Cup

Part Number	ID	OD	Material	Durometer
106368	0.5"	4"	Buna-N	70
10636801	0.75"	4.5"	Buna-N	70
10636802	0.75"	5.5"	Buna-N	70
10636803	0.323"	2.75"	Buna-N	50
1063680301	0.323"	2.75"	Silicone	50
10636805	0.257"	2.1875"	Buna-N	50
10636806	0.453"	4.5"	Buna-N	50
1063680601	0.453"	4.5"	Silicone	50




Piston Cup

## Hopper Seals

(Grey Vinyl Extruded "U" Channel Gasket)

Part Number	OD
107024	6-5/8"
107025	8-3/8"
107022	9-5/16"
107040	11-5/16"
107003	12-1/8"
107006	14-11/16"
107035	20-3/8"
107011	25-1/8"



Hopper Seals

## Lid Gaskets

Part Number	OD
10485901	16-3/8"
10485902	11-7/8"
10485903	21-3/8"
10485904	15-3/4"
10485905	11-3/8"
10485906	9-3/4"
10485908	10-3/8"
10485910	13-1/2"




Lid Gaskets

## Adhesive Backed Gasket Material

Part Number	Thickness	Width
25901651	1/8"	3/4"
25901652	1/8"	1"
25901654	1/8"	1/2"
25901662	3/16"	1"
25901672	1/4"	1"

**Note:** Resistance to temperature as high as +500°F and as low as -100°F.  
Sold by the foot.



Adhesive Backed Gasket Material

## Cone Assembly

Part Number	OD	Height	Material
10931501	5.605"	2-1/2"	Polyurethane
10931503	8.875"	4-1/8"	Polyurethane
10931502*	7"	3-3/16"	N/A

\* No longer available, use (1) 10940102 cone (uncoated) and (1) 107024 gasket.



Cone Assembly

## Circuit Breaker Switches



203018xx

Part Number	Amp	Type
20301803	1.8	SPST
20301804	3	SPST
20301811	5	SPST
20301818	5	SPST
20301813	6	SPST
20301814	6 / 230V	SPST
20301825	6 / 230V	DPST
20301817	8	SPST
20301819	8 / 230V	DPST

## Circuit Breaker Switches (continued)

Part Number	Amp	Type
20301832	10	SPST
20301809	12	SPST
20301805	15	SPST
20301833	15	SPST
20305601	5	DPST
20305603	10	DPST
20305605	16	SPST
20305602	20	SPST
20305604	20	SPST




203056xx


## Phoenix Connectors

Part Number	Description
20807603	4 Pin Housing
10756301PH	Complete Plug and Housing 4 Pin
20807604	4 Pin Plug


Part Number	Description
20807605	3 Pin Housing
10756302PH	Complete Plug and Housing 3 Pin
20807606	3 Pin Plug




20807603



20807604




20807605



20807606

## Magnetic Reed Switch

Part Number	Cable Length	Control Type	Phoenix Connector	Loader Type	Normally Open/ Normally Closed
20959004	3 ft.	All	No	All	NO / NC
26695501	0.91 ft.	AL/AR	No	NO	
1075500801	2 ft.	SLC, Single Phase Pump, DLC48 Self Contained, B32, D1040	Yes	Duraload, Powder Loader Dustbeater, FilterLess	NC
1075500803	2 ft.	Enhanced, MLC6 Sel 4+, 5, 6-120, 6-24	Yes	Duraload, Powder Loader Dustbeater, FilterLess	NC
1075500805	2 ft.	SLC, Single Phase Pump, DLC48 Self Contained, B32, D1040	Yes	Duraload, Powder Loader Dustbeater, FilterLess	NO
1075500807	2 ft.	Enhanced, MLC6 Sel 4+, 5, 6-120, 6-24	Yes	Duraload, Powder Loader Dustbeater, FilterLess	NO
1075500809	2 ft.	Self Contained	Yes	Z Loader	NO
1075500811	2 ft.	Enhanced, MLC6	Yes	Z Loader	NO
1075500813	3 ft.	MLC2	Yes	TLM Loader	NO
1075500815	3.5"	MLC2	Yes	TLM Loader	NO



20959004



26695501



10755008xx

## Sensors

Part Number	Contacts*	Sink / Source	Diameter	Voltage	Number of Wires	Cable Length	Cable Connector	Nuts Included	Base Sensor
20962701	NO/NC		18 mm	10-55 VDC	2	6 ft.	None	0	
20962702	NC		18 mm	20-250 VAC/DC	2	6 ft.	None	0	
20962703	NO		18 mm	20-250 VAC/DC	2	6 ft.	None	0	
20971501	NO/NC	Source	30 mm	10-36 VDC	3	6 ft.	None	0	
20971502	NO/NC	Sink	30 mm	10-36 VDC	3	6 ft.	None	0	
20971503	NO		30 mm	10-250 VAC/DC	2	6 ft.	None	0	
20971504	NC		30 mm	10-250 VAC/DC	2	6 ft.	None	0	
10748901	NO/NC		18 mm	10-55 VDC	2	6 ft.	Black 2 pin	2	20962701
10748902	NC		18 mm	20-250 VAC/DC	2	6 ft.	Black 2 pin	2	20962702
10748903	NO		18 mm	20-250 VAC/DC	2	6 ft.	Black 2 pin	2	20962703
10748904	NO/NC		18 mm	10-55 VDC	2	6 ft.	Black 2 pin	1	20962701
10748905	NC		18 mm	20-250 VAC/DC	2	6 ft.	Black 2 pin	1	20962702
10748906	NO/NC		18 mm	10-55 VDC	2	6 ft.	None	2	20962701
10748907	NC		18 mm	20-250 VAC/DC	2	6 ft.	None	2	20962702
10748908	NO/NC		18 mm	10-55 VDC	2	6 ft.	None	1	20962701
10748909	NC		18 mm	20-250 VAC/DC	2	6 ft.	None	1	20962702
10748910	NO/NC		30 mm	10-250 VAC/DC	2	6 ft.	Black 2 pin	2	20971504
10748912	NO/NC		30 mm	10-36 VDC	3	6 ft.	Black 3 pin	1	20971502
10748913	NC		30 mm	10-250 VAC/DC	2	6 ft.	Black 2 pin	1	20971504
10748914	NO/NC		30 mm	10-36 VDC	3	6 ft.	None	2	20971502
10748915	NC		30 mm	10-250 VAC/DC	2	6 ft.	None	2	20971504
10748916	NO/NC		30 mm	10-36 VDC	3	6 ft.	None	1	20971502
10748917	NC		30 mm	10-250 VAC/DC	2	6 ft.	None	1	20971504
10748918	NC	Source	30 mm	10-250 VAC/DC	2	3 ft.	Green Phoenix	2	20971504
10748919	NC	Sink	30 mm	10-250 VAC/DC	2	3 ft.	Green Phoenix	2	20971504

\* Contacts NC: Normally Closed, NO: Normally Opened.

**Sensors** (continued)

Part Number	Contacts*	Sink / Source	Diameter	Voltage	Number of Wires	Cable Length	Cable Connector	Nuts Included	Base Sensor
10748920	NC	Sink	30 mm	10-250 VAC/DC	2	3 ft.	Green Phoenix	2	20971504
10748921	NO/NC	Sink	18 mm	10-555 VDC	2	4 ft.	Green Phoenix	2	20962701
10748922	NC	Source	30 mm	10-250 VAC/DC	2	6 ft.	Black 2 pin	2	20741504
10748923	NC	Sink	30 mm	10-250 VAC/DC	2	6 ft.	Black 2 pin	1	20971503
10750601	NC		18 mm	20-250 VAC/DC	2	6 ft.	Black 2 pin	2	20962702
10750604	NO		18 mm	20-250 VAC/DC	2	6 ft.	Black 2 pin	2	20962703
10750607	NC	Source	30 mm	10-250 VAC/DC	2	6 ft.	Black 2 pin	2	20971504
10750608	NO	Source	30 mm	10-250 VAC/DC	2	6 ft.	Black 2 pin	2	20971503
10750609	NO		18 mm	20-250 VAC/DC	2	3 ft.	3 Prong Twist Plug	0	20962703
1075500901	NO	Source	18 mm	10-55 VDC	2	4 ft.	Green Phoenix	0	20962701
1075500902	NO	Sink	18 mm	10-55 VDC	2	4 ft.	Green Phoenix	0	20962701
1075500903	NC	Source	30 mm	10-250 VAC/DC	2	3 ft.	Green Phoenix	0	20971504
1075500904	NC	Sink	30 mm	10-250 VAC/DC	2	3 ft.	Green Phoenix	0	20971504
1075500905	NC	Sink	30 mm	10-36 VDC	3	3 ft.	Green Phoenix	0	20971502
1075500906	NO	Source	18 mm	10-55 VDC	2	6 ft.	Green Phoenix	0	20962701
1075500907	NO	Sink	18 mm	10-55 VDC	2	6 ft.	Green Phoenix	0	20962701
1075500908	NC	Source	30 mm	10-250 VAC/DC	2	6 ft.	Green Phoenix	0	20971504
1075500909	NC	Sink	30 mm	10-250 VAC/DC	2	6 ft.	Green Phoenix	0	20971504
1075500910	NC	Sink	30 mm	10-36 VDC	3	6 ft.	Green Phoenix	0	20971502

\* Contacts NC: Normally Closed, NO: Normally Opened.

## Viewing Chamber Sight Glass

### Direct Feed Loaders

Part Number	Size	ID	OD	Height
104841	8 oz.	2-3/8"	2-3/4"	4-3/8"
1048410101	16 oz.	4"	4-1/2"	4"
10484101	33 oz.	4"	4-1/2"	9-1/4"
10484103	4 lb.	7-5/16"	7-7/8"	6"
10484104	15 lb.	9-5/16"	9-7/8"	10"
10484105	4 oz.	2-3/8"	2-3/4"	2-3/8"
10484106	25 lb.	9-3/5"	9-7/8"	22"



104841


## Sight Glass

### Ratio Valve, Common Line Valve, Purge Valve

Part Number	Size	Description
299069	2"	Press in Glass with Steel Frame
1051150501	1-11/16"	Sight Glass
1051150401	33 oz.	Buffer Gasket with Veg. Fiber
1051150301		Gasket - Neoprene
29134501		Retaining Ring
101764 *		Sight Glass Kit



299069



10511505

\* Includes one each of 1051150501, 1051150401, 1051150301 and 29134501

## Idle Mode Valves

Part Number	Line Size	Solenoid Coil Voltage
1006050101	1.5"	110 VAC
1006050102	1.75"	110 VAC
1006050103	2"	110 VAC
1006050104	2.25"	110 VAC
1006050105	2.5"	110 VAC
1006050106	3"	110 VAC
1006050107	4"	110 VAC
1006050108	1.5"	24 VDC
1006050109	1.75"	24 VDC
1006050110	2"	24 VDC
1006050111	2.25"	24 VDC
1006050112	2.5"	24 VDC
1006050113	3"	24 VDC
1006050114	4"	24 VDC




Idle Mode Valves

### Sight Glass Assembly

300 and 600 Autocolor

Part Number	Width	Length
109548	2-3/16"	7"

**Note:** Includes poly-foam adhesive backing and two Nylatch assemblies.



Sight Glass Assembly - 300 and 600 Autocolor

### Sight Glass Assembly

Feeder

Part Number	Width	Length
104384	3"	1/4"

**Note:** 3 mounting holes - evenly spaced on a 2-1/2" diameter bolt circle.




Sight Glass Assembly - Feeder

### Sight Glass Assembly

Drying Hoppers - Rectangle

Part Number	Width	Length
29055104	3-3/4"	12-3/4"
29055105	3-3/4"	9-1/2"
29055106	3-3/4"	16"
29055108	3-5/8"	33-9/16"
29055109	3-3/4"	22"
29055116	2-3/4"	16-5/32"
29055118	2-15/32"	11-31/32"
29055119	2-15/32"	15-31/32"
29055120	2-15/32"	19-31/32"
29055121	2-15/32"	27-31/32"
180566010306	2-3/4"	12-3/4"
180566200703	2-7/8"	16"
180566300703	2-3/4"	21"




Sight Glass Assembly - Rectangle

### Sight Glass Assembly

Drying Hoppers - Round


Part Number	OD
299095	3"
2912093181	Retaining Ring
183788	Gasket



Sight Glass Assembly - Round

## Loading Solenoid Valve Assemblies

Solenoid with Coil, Cable and Phoenix Connector	Cable Length	Voltage	Type	Solenoid with Coil, No Cable or Phoenix Connector	Coil Only
1075501101	3 ft.	24 VAC	4-way	20959803	20959803C
1075501102	5 ft.	24 VAC	4-way	20959803	20959803C
1075501103	3 ft.	24 VAC	3-way	20960103	20960103C
1075501104	5 ft.	24 VAC	3-way	20960103	20960103C
1075501105	20 ft.	24 VAC	4-way	20959803	20959803C
1075501106	50 ft.	24 VAC	4-way	20959803	20959803C
1075501107	20 ft.	24 VAC	3-way	20960103	20960103C
1075501108	50 ft.	24 VAC	3-way	20960103	20960103C
1075501109	10 ft.	24 VAC	4-way	20959803	20959803C
1075501110	10 ft.	24 VAC	3-way	20960103	20960103C
1075501111	3 ft.	24 VDC	4-way	20959804	20959804C
1075501112	5 ft.	24 VDC	4-way	20959804	20959804C
1075501113	10 ft.	24 VDC	4-way	20959804	20959804C
1075501114	20 ft.	24 VDC	4-way	20959804	20959804C
1075501115	50 ft.	24 VDC	4-way	20959804	20959804C
1075501116	3 ft.	24 VDC	3-way	20960104	20960104C
1075501117	5 ft.	24 VDC	3-way	20960104	20960104C
1075501118	10 ft.	24 VDC	3-way	20960104	20960104C
1075501119	20 ft.	24 VDC	3-way	20960104	20960104C
1075501120	50 ft.	24 VDC	3-way	20960104	20960104C
1075501121	3 ft.	110 VAC	4-way	20959801	20959801C
1075501122	5 ft.	110 VAC	4-way	20959801	20959801C
1075501123	10 ft.	110 VAC	4-way	20959801	20959801C
1075501124	20 ft.	110 VAC	4-way	20959801	20959801C
1075501125	50 ft.	110 VAC	4-way	20959801	20959801C



1075501101

**Loading Solenoid Valve Assemblies** (continued)

Solenoid with Coil, Cable and Phoenix Connector	Cable Length	Voltage	Type	Solenoid with Coil, No Cable or Phoenix Connector	Coil Only
1075501126	3 ft.	110 VAC	3-way	20960101	20960101C
1075501127	5 ft.	110 VAC	3-way	20960101	20960101C
1075501128	10 ft.	110 VAC	3-way	20960101	20960101C
1075501129	20 ft.	110 VAC	3-way	20960101	20960101C
1075501130	50 ft.	110 VAC	3-way	20960101	20960101C
1075501131	3 ft.	110 VAC	3-way	20959901	20959801C
1075501132	5 ft.	110 VAC	3-way	20959901	20959801C
1075501133	10 ft.	110 VAC	3-way	20959901	20959801C
1075501134	20 ft.	110 VAC	3-way	20959901	20959801C
1075501135	50 ft.	110 VAC	3-way	20959901	20959801C
1075501136	3 ft.	24 VAC	3-way	20959903	20959803C
1075501137	5 ft.	24 VAC	3-way	20959903	20959803C
1075501138	10 ft.	24 VAC	3-way	20959903	20959803C
1075501139	20 ft.	24 VAC	3-way	20959903	20959803C
1075501140	50 ft.	24 VAC	3-way	20959903	20959803C
1075501141	3 ft.	24 VDC	3-way	20959904	20959904C
1075501142	5 ft.	24 VDC	3-way	20959904	20959904C
1075501143	10 ft.	24 VDC	3-way	20959904	20959904C
1075501144	20 ft.	24 VDC	3-way	20959904	20959904C
1075501145	50 ft.	24 VDC	3-way	20959904	20959904C
1075501146	5 ft.	220 VAC	4-way	20959802	20959802C
1075501147	2 ft.	110 VAC	3-way	20960101	20960101C
1075501148	2 ft.	24 VAC	3-way	20960103	20960103C
1075501149	2 ft.	24 VDC	3-way	20960104	20960104C

## Solenoid Valves


Part Number	Voltage	Type	Coil Only
20959801	110 VAC	4-way	20959801C
20959802	220 VAC	4-way	20959802C
20959803	24 VAC	4-way	20959803C
20959804	24 VDC	4-way	20959804C
20959901	110 VAC	3-way	20959801C
20959902	220 VAC	3-way	20959802C
20959903	24 VAC	3-way	20959803C
20959904	24 VDC	3-way	20959804C
20960101	110 VAC	3-way	20960101C
20960102	220 VAC	3-way	20960102C
20960103	24 VAC	3-way	20960103C
20960104	24 VDC	3-way	20960104C
20960105	24 VDC	3-way	20960104C
20962201	110 VAC	4-way	N/A
20962202	24 VDC	4-way	N/A
20962205	24 VDC	4-way	N/A



209598xx



209601xx



20962201



20962202



20962205

209195 *	110 VAC	4-way	8340G1
20919503 *	24 VAC	4-way	8340G1

\* Direct replacement for old style 8340A1



209195xx

## Access Solenoid Valve

Part Number	Voltage	Type	Coil Only	Model used on
26692401	24 VDC	4-way	N/A	TB45-900
26697001	24 VDC	4-way	N/A	TB1800-3500



26692401

Part Number	Voltage	Type
26695301	24 VDC	3-way
26695302	24 VAC	3-way
26695303	120 VAC	3-way
26695304	12 VDC	3-way
26695401	24 VDC	4-way
26695402	24 VAC	4-way
26695403	120 VAC	4-way
26695404	220 VAC	4-way
26695405	12 VDC	4-way



26695301



26697001



26695401

## Solenoid Valve

### With Din Connector

Part Number	Voltage	Type	Coil Only
20958601	110 VAC	4-way	N/A
20958602	220 VAC	4-way	N/A
20958606	24 VAC	4-way	N/A
20958701 - Din Connector Only			
20958601RK - Repair Kit for 20958601			



Solenoid Valve



Manifold Air Valve

## Manifold Air Valve

Part Number	Voltage	Type	Coil Only
29042301	110 VAC	4-way	N/A
29042302	220 VAC	4-way	N/A
29042306	24 VAC	4-way	N/A
20942303	110 VAC	3-way	N/A
20942304	220 VAC	3-way	N/A
20942305	24 VAC	3-way	N/A

## In-Line Air Valve

1/8"

Part Number	Voltage	Type	Coil Only
20942301	110 VAC	4-way	N/A
20942302	220 VAC	4-way	N/A
20942304	24 VAC	4-way	N/A
20942303 - Solenoid Mounting Bracket			
20952301	110 VAC	3-way	N/A
20952302	110 VAC	2 or 3-way	N/A
20952303	220 VAC	2 or 3-way	N/A
20952304	220 VAC	3-way	N/A
20952305	24 VAC	3-way	N/A



In-Line Air Valve

## Pilot Valve

Part Number	Style	Voltage	Type	Coil Only
10849701	A	110 VAC	2-way	N/A
10849702	B	110 VAC	3-way	N/A
10849703	B	110 VAC	4-way	N/A
10849709	B	110 VAC	4-way	N/A



Style A



Style B

## Solenoid Valve

for Gas Fired Dryers

Part Number	Voltage	Type	Coil Only
29215201*	110 VAC	2-way	29215201C
29215202*	110 VAC	2-way	29215202C
29215203*	110 VAC	2-way	29215201C
29215204*	110 VAC	2-way	29215204C
29215205*	110 VAC	2-way	29215205C
29215206*	110 VAC	2-way	29215204C
29215209*	110 VAC	2-way	29215204C
29215210	110 VAC	2-way	N/A
29215211	110 VAC	2-way	N/A

\* For rebuild kit, add K to part number. Ex: 29215201K

## Air Cylinders

Part Number	Stroke	Bore	Body Length	Body Diameter	Spacing Between Ports	High Heat	Type
109094	1"	1"	4.625"	1.12"	3.875"	No	Spring Return
10931005	2"	1"	4.3125"	1.25"	3.75"	No	Double Acting
10931009	2"	1"	4.3125"	1.25"	3.75"	No	Double Acting
10931010	3"	1"	5.3125"	1.25"	4.75"	No	Double Acting
10931011	3"	1"	5.3125"	1.25"	4.75"	No	Double Acting
10931013	2"	1"	4.3125"	1.25"	3.70"	No	Double Acting
10931014	3"	1"	5.3125"	1.12"	5"	No	Double Acting
10954102	5.5"	2"	8.97"	2.08"	8.5"	No	Double Acting - Single Thread Mount - Side Port
10954103	4"	2"	8.125"	2.08"	6.875"	No	Double Acting - Nose Mount - Side Port
10954104	4"	1.5"	7.0625"	1.568"	6.095"	No	Double Acting - Nose Mount - Side Port
29037201	2"	1.125"	6.125"	1.138"	5.378"	Yes	Cushioned Cap End - Spring Return - Nose Mount
29037205	3"	1.125"	6"	1.12"	5.25"	Yes	Cushioned Both Ends - Nose Mount
29037206	2"	1.125"	5.69"	1.12"	5.19"	Yes	Spring Extend - Nose Mount
29037207	3"	1.125"	7.25"	1.12"	6.47"	Yes	Cushioned Cap End - Spring Return - Nose Mount
29044601	0.875"	1.0625"	4.2"	1.11"	3.15"	No	Single Acting - Double Rod - Spring Return
2904460101	0.875"	1.0625"	4.2"	1.11"	3.15"	Yes	Single Acting - Double Rod - Spring Return
29044602	0.875"	1.0625"	4.2"	1.11"	3.15"	No	Spring Return
2904460201	0.875"	1.0625"	4.2"	1.11"	3.15"	Yes	Spring Return
29044603	0.875"	1.0625"	4.2"	1.11"	3.15"	No	Single Acting - Double Rod - Spring Return
29044604	1"	1.5"	6"	1.56"	4.73"	No	Spring Return
2904460401	1"	1.5"	6"	1.56"	4.73"	Yes	Spring Return
29044606	1"	1.5"	6"	1.56"	4.73"	No	Spring Return

**Note:** Repair kits available for some cylinders - contact Conair Parts Department for information.

**Air Cylinders** (continued)

Part Number	Stroke	Bore	Body Length	Body Diameter	Spacing Between Ports	High Heat	Type
29044301	2"	1.0625"	2.876"	2"	2.367"	No	Double Acting
2904430101	2"	1.0625"	2.876"	2"	2.367"	Yes	Double Acting
29044302	0.75"	1.0625"	2.297"	2.014"	1.809"	No	Double Acting
2904430201	0.75"	1.0625"	2.297"	2.014"	1.809"	Yes	Double Acting
29044303	2.5"	1.5"	3.375"	2.62"	2.866"	No	Double Acting
2904430301	2.5"	1.5"	3.375"	2.62"	2.866"	Yes	Double Acting
29044304	1.5"	1.0625"	2.375"	2"	1.858"	No	Double Acting
2904430401	1.5"	1.0625"	2.375"	2"	1.858"	Yes	Double Acting
29044305	1.5"	1.5"	2.375"	2.62"	1.820"	No	Double Acting
2904430501	1.5"	1.5"	2.375"	2.62"	1.820"	Yes	Double Acting
29044306	1.5"	1.5"	2.375"	1.99"	1.847"	No	Double Acting
29044307	1.5"	1.5"	2.375"	2.62"	1.12"	No	Double Acting
2904430701	1.5"	1.5"	2.375"	2.62"	1.12"	Yes	Double Acting
29044308	1"	1.0625"	2.375"	2"	1.88"	No	Reverse Acting - Spring Return
2904430801	1"	1.0625"	2.375"	2"	1.88"	Yes	Reverse Acting - Double Rod - Spring Return
29044309	1.5"	1.0625"	3.505"	2"	2.96"	No	Reverse Acting - Spring Return
2904430901	1.5"	1.0625"	3.505"	2"	2.96"	Yes	Reverse Acting - Spring Return
29044310	2"	1.5"	4"	2.62"	3.496"	No	Reverse Acting - Spring Return
2904431001	2"	1.5"	4"	2.62"	3.496"	Yes	Reverse Acting - Spring Return
29048601	2"	1.0625"	3.376"	2"	2.33"	No	Double Acting - Single Rod End - Nose Mount
2904860101	2"	1.0625"	3.376"	2"	2.33"	Yes	Double Acting - Single Rod End - Nose Mount
29058301	3"	1.0625"	6.3"	1.119"	4.9"	No	Double Acting - Adjustable Stroke Nose Mount
2905830101	3"	1.0625"	6.3"	1.119"	4.9"	Yes	Double Acting - Adjustable Stroke Nose Mount

**Note:** Repair kits available for some cylinders - contact Conair Parts Department for information.

**Air Cylinders** (continued)

Part Number	Stroke	Bore	Options
26690301	1.96"	0.98"	N/A
26690302	3.93"	1.25"	N/A
26690303	3.14"	0.86"	N/A
26690304	0.78"	0.39"	N/A
26690305	1.18"	0.98"	N/A
26690306	1.57"	0.78"	N/A
26690307	1.37"	0.47"	N/A
26690308	1.96"	0.78"	N/A
26690309	0.98"	0.78"	N/A
26690310	3.14"	0.98"	High Temperature ( -20° C - 200° C )
26690311	1.96"	0.98"	N/A
26690312	3.93"	1.25"	N/A
26690313	1.96"	0.78"	High Temperature ( -20° C - +200° C )
26690314	3.14"	1.25"	High Temperature ( -20° C - +200° C )
26690315	1.57"	0.78"	High Temperature ( -20° C - +200° C )
26690316	3.93"	1.25"	High Temperature ( -20° C - +200° C )
26690317	3.14"	0.98"	High Temperature ( -20° C - +200° C )
26690318	1.37"	0.47"	High Temperature ( -20° C - +200° C )
26690319	1.96"	0.78"	High Temperature ( -20° C - +200° C )
26690320	3.93"	1.25"	High Temperature ( -20° C - +200° C )
26690321	5.98"	1.25"	N/A
26690322	3.93"	0.98"	N/A
26690323	5.98"	1.25"	High Temperature ( -20° C - +200° C )
26690324	3.93"	0.98"	High Temperature ( -20° C - +200° C )
26690401	1.96	0.98"	None
26690402	1.96	0.98"	High Temperature ( -20° C - +200° C )

**Note:** Repair kits available for some cylinders - contact Conair Parts Department for information.

**Air Cylinders** (continued)

Part Number	Stroke	Bore	Body Length	Body Diameter	Spacing Between Ports	High Heat
6132180124	1"	0.75"	3.283"	0.81"	N/A	No
6132180103	1.5"	0.75"	4.086"	0.81"	N/A	No
6132180059	3"	1.25"	6.0625"	1.313"	N/A	No
6132180058	1.5"	1.0625"	3.56"	1.12"	N/A	No
6132180065	1"	1.0625"	2.81"	0.81"	N/A	No
6132180023	3"	1.0625"	5.632"	1.12"	N/A	No
6132180017	1"	1.0625"	3.029"	1.12"	N/A	No
6132180077	0.5"	0.75"	2.315"	0.86"	N/A	No
6132180185	1"	1.0625"	3.009"	1.12"	N/A	No
6132180209	1.5"	1"	6.5"	1"	N/A	No
6132180219	1"	1"	5"	1"	N/A	No
6132180230	4"	1"	8"	1.0625"	5.6875"	No
29038001	2"	1.0625"	4.62"	1.12"	4.06"	No

**Note:** Repair kits available for some cylinders - contact Conair Parts Department for information.

## Threaded BC Fittings

### Loader Tube Fittings

Part Number	Tube OD	Thread OD	Material	Description	Model
BC125K810A00	1.25"	2.241"	Aluminum	Straight	K Loader, ML8, DB8, DL8, FL10
BC150K810A00	1.50"	2.241"	Aluminum	Straight	K Loader, ML8, DB8, DL8, FL10
BC175K810A00	1.75"	2.241"	Aluminum	Straight	K Loader, ML8, DB8, DL8, FL10
BC200K810A00	2"	2.241"	Aluminum	Straight	K Loader, ML8, DB8, DL8, FL10
BC125K810S00	1.25"	2.241"	Stainless Steel	Straight	K Loader, ML8, DB8, DL8, FL10
BC150K810S00	1.50"	2.241"	Stainless Steel	Straight	K Loader, ML8, DB8, DL8, FL10
BC175K810S00	1.75"	2.241"	Stainless Steel	Straight	K Loader, ML8, DB8, DL8, FL10
BC200K810S00	2"	2.241"	Stainless Steel	Straight	K Loader, ML8, DB8, DL8, FL10
BC150K000S45	1.50"	2.241"	Stainless Steel	45°	K Loader
BC175K000S45	1.75"	2.241"	Stainless Steel	45°	K Loader
BC200K000S45	2"	2.241"	Stainless Steel	45°	K Loader
BC150K000S90	1.50"	2.241"	Stainless Steel	90°	K Loader
BC175K000S90	1.75"	2.241"	Stainless Steel	90°	K Loader
BC200K000S90	2"	2.241"	Stainless Steel	90°	K Loader
BC1501215A00	1.50"	2.842"	Aluminum	Straight	DB12, DL12, DL15, FL15
BC1751215A00	1.75"	2.842"	Aluminum	Straight	DB12, DL12, DL15, FL15
BC2001215A00	2"	2.842"	Aluminum	Straight	DB12, DL12, DL15, FL15
BC2201215A00	2.1875"	2.842"	Aluminum	Straight	DB12, DL12, DL15, FL15
BC2251215A00	2.25"	2.842"	Aluminum	Straight	DB12, DL12, DL15, FL15
BC2501215A00	2.50"	2.842"	Aluminum	Straight	DB12, DL12, DL15, FL15
BC1501215S00	1.50"	2.842"	Stainless Steel	Straight	DB12, DL12, DL15, FL15
BC1751215S00	1.75"	2.842"	Stainless Steel	Straight	DB12, DL12, DL15, FL15
BC2001215S00	2"	2.842"	Stainless Steel	Straight	DB12, DL12, DL15, FL15
BC2201215S00	2.1875"	2.842"	Stainless Steel	Straight	DB12, DL12, DL15, FL15
BC2251215S00	2.25"	2.842"	Stainless Steel	Straight	DB12, DL12, DL15, FL15
BC2501215S00	2.50"	2.842"	Stainless Steel	Straight	DB12, DL12, DL15, FL15



Threaded BC Fittings

## Threaded BC Fittings (continued)

### Loader Tube Fittings

Part Number	Tube OD	Thread OD	Material	Description	Model
BC22020A00	2.1875"	3.344"	Aluminum	Straight	DL20, FL20
BC22520A00	2.25"	3.344"	Aluminum	Straight	DL20, FL20
BC25020A00	2.50"	3.344"	Aluminum	Straight	DL20, FL20
BC30020A00	3"	3.344"	Aluminum	Straight	DL20, FL20
BC22020S00	2.1875"	3.344"	Stainless Steel	Straight	DL20, FL20
BC22520S00	2.25"	3.344"	Stainless Steel	Straight	DL20, FL20
BC25020S00	2.50"	3.344"	Stainless Steel	Straight	DL20, FL20
BC30020S00	3"	3.344"	Stainless Steel	Straight	DL20, FL20
BC22525A00	2.25"	4.34"	Aluminum	Straight	DL25, FL24
BC25025A00	2.50"	4.34"	Aluminum	Straight	DL25, FL24
BC30025A00	3"	4.34"	Aluminum	Straight	DL25, FL24
BC40025A00	4"	4.34"	Aluminum	Straight	DL25, FL24
BC22525S00	2.25"	4.34"	Stainless Steel	Straight	DL25, FL24
BC25025S00	2.50"	4.34"	Stainless Steel	Straight	DL25, FL24
BC30025S00	3"	4.34"	Stainless Steel	Straight	DL25, FL24
BC40025S00	4"	4.34"	Stainless Steel	Straight	DL25, FL24

## Threaded BC Fittings

### Dust Collector / PD Pump Tube Fittings

Part Number	Tube OD	Thread OD	Material	Description	Model
BC1501215A00	1.50"	2.842"	Aluminum	Straight	DC1, PD3, PD5, PD7.5
BC1751215A00	1.75"	2.842"	Aluminum	Straight	DC1, PD3, PD5, PD7.5
BC2001215A00	2"	2.842"	Aluminum	Straight	DC1, PD3, PD5, PD7.5
BC2201215A00	2.1875"	2.842"	Aluminum	Straight	DC1, PD3, PD5, PD7.5
BC2251215A00	2.25"	2.842"	Aluminum	Straight	DC1, PD3, PD5, PD7.5
BC2501215A00	2.50"	2.842"	Aluminum	Straight	DC1, PD3, PD5, PD7.5
BC1501215S00	1.50"	2.842"	Stainless Steel	Straight	DC1, PD3, PD5, PD7.5
BC1751215S00	1.75"	2.842"	Stainless Steel	Straight	DC1, PD3, PD5, PD7.5
BC2001215S00	2"	2.842"	Stainless Steel	Straight	DC1, PD3, PD5, PD7.5
BC2201215S00	2.1875"	2.842"	Stainless Steel	Straight	DC1, PD3, PD5, PD7.5
BC2251215S00	2.25"	2.842"	Stainless Steel	Straight	DC1, PD3, PD5, PD7.5
BC2501215S00	2.50"	2.842"	Stainless Steel	Straight	DC1, PD3, PD5, PD7.5

## Threaded BC Fittings (continued)

### Dust Collector / PD Pump Tube Fittings

Part Number	Tube OD	Thread OD	Material	Description	Model
BC22525A00	2.25"	4.34"	Aluminum	Straight	DC2, DC3, PD10, PD15, PD25
BC25025A00	2.50"	4.34"	Aluminum	Straight	DC2, DC3, PD10, PD15, PD25
BC30025A00	3"	4.34"	Aluminum	Straight	DC2, DC3, PD10, PD15, PD25
BC40025A00	4"	4.34"	Aluminum	Straight	DC2, DC3, PD10, PD15, PD25
BC22525S00	2.25"	4.34"	Stainless Steel	Straight	DC2, DC3, PD10, PD15, PD25
BC25025S00	2.50"	4.34"	Stainless Steel	Straight	DC2, DC3, PD10, PD15, PD25
BC30025S00	3"	4.34"	Stainless Steel	Straight	DC2, DC3, PD10, PD15, PD25
BC40025S00	4"	4.34"	Stainless Steel	Straight	DC2, DC3, PD10, PD15, PD25

## Threaded BC Fittings

### Ratio / Common Line / Purge Valve Tube Fittings

Part Number	Tube OD	Thread OD	Material	Description	Model
10524001	1.50"	2.35"	Aluminum	Inlet	CV1, RV1, PV1
10524002	1.75"	2.35"	Aluminum	Inlet	CV1, RV1, PV1
10524003	2"	2.35"	Aluminum	Inlet	CV1, RV1, PV1
10524004	1.50"	2.35"	Stainless Steel	Inlet	CV1, RV1, PV1
10524005	1.75"	2.35"	Stainless Steel	Inlet	CV1, RV1, PV1
10524006	2"	2.35"	Stainless Steel	Inlet	CV1, RV1, PV1



Inlet



**Threaded BC Fittings** (continued)

**Ratio / Common Line / Purge Valve Tube Fittings**

Part Number	Tube OD	Thread OD	Material	Description	Model
10523901	1.50"	1.995"	Aluminum	Outlet	CV1, RV1, PV1
10523902	1.75"	1.995"	Aluminum	Outlet	CV1, RV1, PV1
10523903	2"	1.995"	Aluminum	Outlet	CV1, RV1, PV1
10523907	2.1875"	1.995"	Aluminum	Outlet	CV1, RV1, PV1
10523904	1.50"	1.995"	Stainless Steel	Outlet	CV1, RV1, PV1
10523905	1.75"	1.995"	Stainless Steel	Outlet	CV1, RV1, PV1
10523906	2"	1.995"	Stainless Steel	Outlet	CV1, RV1, PV1
10523908	2.1875"	1.995"	Stainless Steel	Outlet	CV1, RV1, PV1
10524607	2"	2.860"	Aluminum	Inlet	CV2, RV2, PV2
10524605	2.1875"	2.860"	Aluminum	Inlet	CV2, RV2, PV2
10524601	2.25"	2.860"	Aluminum	Inlet	CV2, RV2, PV2
10524602	2.50"	2.860"	Aluminum	Inlet	CV2, RV2, PV2
10524608	2"	2.860"	Stainless Steel	Inlet	CV2, RV2, PV2
10524606	2.1875"	2.860"	Stainless Steel	Inlet	CV2, RV2, PV2
10524603	2.25"	2.860"	Stainless Steel	Inlet	CV2, RV2, PV2
10524604	2.50"	2.860"	Stainless Steel	Inlet	CV2, RV2, PV2
10524505	2.1875"	2.491"	Aluminum	Outlet	CV2, RV2, PV2
10524501	2.25"	2.491"	Aluminum	Outlet	CV2, RV2, PV2
10524502	2.50"	2.491"	Aluminum	Outlet	CV2, RV2, PV2
10524506	2.1875"	2.491"	Stainless Steel	Outlet	CV2, RV2, PV2
10524503	2.25"	2.491"	Stainless Steel	Outlet	CV2, RV2, PV2
10524504	2.50"	2.491"	Stainless Steel	Outlet	CV2, RV2, PV2



Outlet



### 4-Inch Air Vacuum Manifold (75100101)

Uses	Part Number	Description
BC Fitting	BC___1215A00*	Counterbore: 2-3/4" diameter x 5/8 deep 2.89" major diameter x 12 TPI x 5/8 deep.
Plug	10498616	



Air Vacuum Manifold

### 6-Inch Air Vacuum Manifold (75100201)

Uses	Part Number	Description
BC Fitting	BC___25A00*	Counterbore: 4-7/32" diameter x 5/8 deep 4.35" major diameter x 12 TPI x 5/8 deep.
Plug	10498916	

\*\_\_\_ in part number = actual line size OD. Example: BC3001215A00= 3" OD  
BC2501215A00= 2.5" OD

### Bolt-on Vacuum and Material Line Adapters for Access Loaders and Access Receivers

Part Number	Line Size	Material
10211290101	1.5" OD	Stainless Steel
10211290102	1.5" OD	Carbon Steel
10211290201	1.75" OD	Stainless Steel
10211290202	1.75" OD	Carbon Steel
10211290301	2" OD	Stainless Steel
10211290302	2" OD	Carbon Steel
10211290401	2.25" OD	Stainless Steel
10211290402	2.25" OD	Carbon Steel
10211290501	2.5" OD	Stainless Steel
10211290502	2.5" OD	Carbon Steel
10211290601	3" OD	Stainless Steel
10211290602	3" OD	Carbon Steel



10211290201

## Flapper Valves

Part Number	Style	Diameter	Dimensions (W x L)	Material	Discharge Pan Type
10258301	D	3.75"		Aluminum	Flat Pan, Angled Edge
10258302	D	3.75"		Aluminum / Nickel Coated	Flat Pan, Angled Edge
10258401	D	5.50"		Aluminum	Flat Pan, Angled Edge
10258402	D	5.50"		Aluminum / Nickel Coated	Flat Pan, Angled Edge
10280502	D	7.50"		Aluminum	Dished Pan, Angled Edge
10280503	D	7.50"		Aluminum / Nickel Coated	Dished Pan, Angled Edge
10258601	D	7.00"		Aluminum	Dished Pan
10271101	D	7.50"		Aluminum	Dished Pan, Angled Edge, Raised Center
10271102	D	6.625"		Aluminum	Dished Pan, Angled Edge, Raised Center
10271103	D	7.50"		Aluminum / Nickel Coated	Dished Pan, Angled Edge, Raised Center
10271104	D	6.625"		Aluminum / Nickel Coated	Dished Pan, Angled Edge, Raised Center
10288201	E	3.75"		Aluminum	Flat Pan, Angled Edge
10288301	E	5.50"		Aluminum	Flat Pan, Angled Edge
10288601	E	7.50"		Aluminum	Dished Pan, Angled Edge



Style D



Style E




Style D - arm end

**Flapper Valves** (continued)


Part Number	Style	Diameter	Dimensions (W x L)	Material	Discharge Pan Type
102701	C	5.50"		Aluminum	Flat Pan, Angled Edge
102704	C	5.50"		Aluminum / Nickel Coated	Flat Pan, Angled Edge
10276701	C	7.50"		Aluminum	Dished Pan, Angled Edge, Raised Center
10276702	C	7.50"		Aluminum / Nickel Coated	Dished Pan, Angled Edge, Raised Center
10276801	C	6.625"		Aluminum	Dished Pan, Angled Edge, Raised Center
10276802	C	6.625"		Aluminum / Nickel Coated	Dished Pan, Angled Edge, Raised Center
10280601	C	7.50"		Aluminum	Dished Pan, Angled Edge
10280602	C	7.50"		Aluminum / Nickel Coated	Dished Pan, Angled Edge
10273801	C	3.75"		Aluminum	Flat Pan, Angled Edge
10273802	C	3.75"		Aluminum / Nickel Coated	Flat Pan, Angled Edge
102102501	B		4.375" x 4.2187"	Stainless	Flat Plate, Magnet Centered on End
102102601	B		7.25" x 7.2187"	Stainless	Flat Plate, Magnet Centered on End
102102701	B		8.25" x 8.3437"	Stainless	Flat Plate, Magnet Centered on End
10179505	A		6.0312" x 4.75"	Stainless	Flat Plate, Side Mount Magnet
102107701	A		4.9062" x 4.7187"	Stainless	Flat Plate, Side Mount Magnet
102107702	A		8.0937" x 7.2187"	Stainless	Flat Plate, Side Mount Magnet
102107703	A		9.3437" x 8.3437"	Stainless	Flat Plate, Side Mount Magnet
102111704	A		4.0625" x 6.25"	Stainless	Flat Plate, Side Mount Magnet



Style A




Style B



Style B - arm end



Style C



Style C - arm end

## Loader Control Drop Cables

Junction Box (supplied by customer) to Control

### Screw In Type

Bare wires on one end with screw-in plug on opposite end - 8 conductor

Part Number	Voltage	Length
<b>Selectronic 5 / Sel 6-24</b>		
10735803	24 VAC	4.5 ft.
10735801	24 VAC	25 ft.
<b>Selectronic 4+ / Sel 6-120</b>		
10715703	110 VAC	4.5 ft.
10715702	110 VAC	25 ft.



Loader Control Drop Cables


## Loader Control Drop Cables

Junction Box (supplied by customer) to Control

### Plug In Type

Bare wires on one end with quick change plug on opposite end for connection to universal terminal box - 15 conductor

Part Number	Voltage	Length
1074630701	24 VAC	10 ft.
1074630601	24 VAC	15 ft.
1074630801	24 VAC	20 ft.
1074630803	24 VAC	30 ft.
1074630702	110 VAC	10 ft.
1074630602	110 VAC	15 ft.
1074630802	110 VAC	20 ft.
1074630804	110 VAC	30 ft.
1074630703	24 VDC	10 ft.
1074630603	24 VDC	15 ft.
1074630805	24 VDC	20 ft.
1074630806	24 VDC	30 ft.



Loader Control Drop Cables

**Note:** Other lengths are available for above cables. Consult Conair Parts Department for more information.

## Loader Control Remote Cables

UTB to Control, 15 Conductor

Part Number	Voltage	Length
1074640301	24 VAC	10 ft.
1074640101	24 VAC	15 ft.
1074640501	24 VAC	20 ft.
1074640302	110 VAC	10 ft.
1074640102	110 VAC	15 ft.
1074640502	110 VAC	20 ft.
1074640304	24 VDC	10 ft.
1074640104	24 VDC	15 ft.
1074640504	24 VDC	20 ft.



Loader Control Remote Cables



## Shielded Cable

#18 (16x30) shielded multi-wire cable with tinned copper conductors, PVC insulated, aluminum/polyester foil wrap shield, PVC jacket.

Part Number	Conductor
20503304	2
20503303	3
20503301	6
20503309	8
20503310	10
20503307	15
20503308	20
20503302	25
20503305	40
20503306	50

## Vacuum Loader Motors

Part Number	Hp	Voltage	Type	Description	Brushes
108015PH	7/8	115V	114787	For Older Loaders, without Mounting Flange	108022 (4 per pkg)
10801502	7/8	115V	114787	For Autocolor, without Mounting Flange	108022 (4 per pkg)
10888601	7/8	115V	114787	For DB12 Loaders, with Mounting Flange	108022 (4 per pkg)
10888602	7/8	220V	114789	For DB12 Loaders with Mounting Flange	10802201 (4 per pkg)
10890601	5/8	115V	11675811	For LD8 Loaders with 8-1/4" Mounting Flange	10860402 (2 per pkg)
10890603	5/8	115V	11675811	For LD8 Loaders with 8-1/4" Mounting Flange and Blowback Elbow	10860402 (2 per pkg)
10890609	5/8	115V	11675811	For ML8/DB8 Loaders, with 7-1/4" Mounting Flange and Cord Set	10860402 (2 per pkg)
10890610	5/8	220V	11611011	For ML8/DB8 Loaders, with 7-1/4" Mounting Flange and Cord Set	10860403 (2 per pkg)
1017950601	3/8	115V	11655150	For TLM Loaders	10752601 (2 per pkg)
1017950602	3/8	220V	10730450	For TLM Loaders	10752602 (2 per pkg)
10752801PH	3/8	115V	11655150	For Z Loaders, for use with MLC6 Control	10752601 (2 per pkg)
10752802PH	3/8	115V	11655150	For Z Loaders, for use with Standard Control	10752601 (2 per pkg)
1017630503	1.1	115V	12101304	For DB Loaders, Brushless Motor	N/A



10890601



10888601



1017950601



108022



108015PH



10752801PH



10890609/10



1017630503

## Vacuum Pump Motors

Part Number	Hp	Voltage	RPM	Type	Frame
10831601	3	230/460/3/60	3600	TEFC	182T
10831606	3	380/415/3/50	2850	TEFC	182T
10820701	5	230/460/3/60 380/415/3/50	3600	TEFC	184T
10820705	5	230/460/3/60	3600	TEFC	184T - High Efficiency
10820706	7	575/3/60	3450	TEFC	213T
10837201	7-1/2	230/460/3/60 380/415/3/50	3600	TEFC	213T
10837205	7-1/2	575/3/60	3450	TEFC	213T
10878802	10	230/460/3/60	1800	ODP	215T
10878804	10	575/3/60	1800	ODP	215T
10878807	10	380/415/3/50	1800	ODP	215T
10878702	15	230/460/3/60 380/415/3/50	1800	ODP	254T
10878704	15	575/3/60	1780	ODP	254T



10820701

## Vacuum Pump Blowers


Part Number	Hp	Type
29045308	3 and 5	33URAI / 3MQ
29045309	7-1/2	45URAI / 4MQ
29045310	10 and 15	56URAI / 5MPQ
29045304	25	68URAI/6M



290453XX

## Dryer Blowers

Part Number	Voltage	Cycles	Weight pound-kg	Dimensions			Connections
				"A"	"B"	"C"	
29035901	115/230V	50/60 Hz	19.8-9	8.66"	9.53"	9.53"	32.5 mm Diameter Slip
29035902	230/460V	50/60 Hz	4.41-20	10.83"	13.54"	12.21"	1-1/2" Pipe or Flange
29035903	230/460V	50/60 Hz	70.5-32	13.19"	15.28"	13.71"	1-1/2" Pipe or Flange
29035904	230/460V	50/60 Hz	105.5-48	15.39"	17.21"	15.24"	1-1/2" Pipe or Flange
29035905	200/230/460V	50/60 Hz	77.0-35	13.66"	15.28"	14.57"	1-1/2" Pipe or Flange
29035906	200/230/460V	50/60 Hz	27.5-12.5	9.53"	11.73"	11.02"	1-1/4" Pipe or Flange
29035907	575V	50/60 Hz					1-1/2" Pipe or Flange
29035908	575V	50/60 Hz					1-1/2" Pipe or Flange
29035909	575V	50/60 Hz					1-1/2" Pipe or Flange
29035910	575V	50/60 Hz					1-1/4" Pipe or Flange
29035911	200/230/460V	50/60 Hz	126.0-57.2	15.20"	16.69"	15.65"	2" Pipe or Flange
29035912	200/230/460V	50/60 Hz	22.0-10	8.66"	10.24"	9.92"	40.6 mm Diameter Slip
29035913	200/230/460V	50/60 Hz	22.0-10	8.66"	10.24"	9.92"	40.6 mm Diameter Slip
29035914	575V	50/60 Hz	22.0-10	8.66"	10.24"	9.92"	40.6 mm Diameter Slip
29035915	575V	50/60 Hz	126.0-57.2	15.20"	16.69"	15.65"	2" Pipe or Flange
29035916	200/230/460V	50/60 Hz	19.8-9	8.66"	9.53"	8.98"	32.5 mm Diameter Slip
29035917	575V	50/60 Hz	19.8-9	8.66"	9.53"	8.98"	32.5 mm Diameter Slip
29035918	200/230/460	50/60 Hz	130.0-59	14.84"	17.80"	16.69"	2" NPSC
29035919	575V	50/60 Hz	22.0-10	8.66"	10.24"	9.92"	40.6 mm Diameter Slip
29035920	115/230V	50/60 Hz	14.3	7.87"	8.19"	7.87"	1" Diameter Slip
29035921	380/415V	50 Hz	83.5-38	12.93"	15.34"	14.59"	1-1/2" Pipe or Flange
29035922	380/415V	50 Hz	126-57.2	15.2"	16.69"	15.65"	2" Pipe or Flange
29035923	380/415V	50 Hz	130.0-59	14.84"	17.80"	16.69"	2" NPSC
29035924	200/230/460V	50/60 Hz					
29035925	575V	50/60 Hz					



29035901

**Gast Blowers**

Part Number	Description
29048501	115/230V, 1/8 Hp, 3450 RPM
29048502	115/230V, 1/3 Hp, 3450 RPM
29048503	200/230/480V, 1/3 Hp, 3450 RPM
29048504	575V, 1/2 Hp, 3450 RPM
29048505	200/230/460V, 1/2 Hp, 3450 RPM
29048506	575V, 1/2 Hp, 3450 RPM
29048507	200/230/460V, 1 Hp, 3450 RPM
29048508	575V, 1 Hp, 3450 RPM
29048509	200/230/460V, 1-1/2 Hp, 3450 RPM
29048510	575V, 1-1/2 Hp, 3450 RPM
29048511	200/230/460V, 3-1/2 Hp, 3450 RPM
29048512	575V, 3-1/2 Hp, 3450 RPM
29048513	575V, 1/3 Hp, 3450 RPM
29048514	208/230/460V, 1 Hp, 3450 RPM
29048515	575V, 1 Hp, 3450 RPM
29048519	208/230/460V, 1-1/2 Hp, 3450 RPM
29048520	575V, 1-1/2 Hp, 3450 RPM
29048521	208/230/460V, 5 Hp, 3450 RPM
29048522	575V, 5 Hp, 3450 RPM
29048523	208/230/460V, 10 Hp, 3450 RPM
29048524	575V, 10 Hp, 3450 RPM
29048525	208/230/460V, 5 Hp, 3450 RPM
29048526	575V, 5 Hp, 3450 RPM



29048501

## Handy Hopper Replacement Cones

Part Number	Size	Description
14319002	1.5 ft <sup>3</sup>	Flexible Bags, set of 5
141050PH	1.5 ft <sup>3</sup>	Rigid Cone, Single Unit
141011PH	3 ft <sup>3</sup>	Rigid Cone, Single Unit



Handy Hopper Replacement Cones

## Machine Handy Hopper

Part Number	Description
10179508PH	Cone Assembly



Machine Handy Hopper

## Flex Throats

Part Number	ID	Use
104008	3"	Autocolor 300
104001	5"	12" Loader - Integral Motor
104011	5"	Autocolor 600
104010	6-1/4"	15" Loader
104007	8"	20" & 25" Loader




Flex Throats


## Weigh Bins

Model	Part Number	Dates Used	Notes
Micro Series	6132180104	Original	
100 Series		1/10/93 - 5/13/97	Use P/N 6132180165
		10/22/98 - 11/99	Use P/N 6132180165
		11/99 - 9/24/01	Use P/N 6132180165
	6132180053	9/24/01 - Present	
	6132180165		Load Cell / Bin Kit
200 Series	6132180173	Original - 8/28/98	
	6132180026	8/28/98 - Present	
400 Series	6132180184	Original - 8/28/98	
	6132180035	8/28/98 - Present	
900 Series		Original - 3/18/97	Use P/N 6132180197
		3/18/97 - Present	Use P/N 6132180094
	6132180094	3/18/97 - Present	AS05-9 except Longer Air Hose
	6132180197		New Bin with Mounting Hardware
1800 Series		Original - 2/18/98	Use P/N 6132180198
	6132180113	2/18/98 - Present	Use P/N 6132180166
	6132180166	2/18/98 - Present	AS05-18 except with Longer Air Hose
	6132180198		New Bin with Mounting Hardware


**Note:** Contact Conair Parts Department with machine serial number regarding any questions.




6132180104




6132180035




6132180198



6132180165



6132180026



6132180197

## Load Cell Assembly

### WSB / GB Blenders

Part Number	Description	Color Coded Identification Sticker	Style
61107001	3 kg Load Cell Assembly / 2 load cells wired to one plug - WSB - GB200 Blender.	Yellow	A
61107002	10 kg Load Cell Assembly / 2 load cells wired to one plug - WSB-GB-GD-GT400 Blenders.	Green	A
61107003	10 kg Load Cell Assembly / 2 load cells wired to one plug - WSB-GB-GD900 Blenders.	Blue	A
61107004	3 kg Load Cell Assembly / 1 load cell - one plug - WSB - GB100 Blender - good on models built up to 12/99.	Orange	B
61107005	20 kg Load Cell Assembly / 2 load cells wired to one plug - WSB - GB-GT1800 Blender.	White	A
61107007	3 kg Load Cell Assembly / 1 load cell / new mounting bracket - WSB - GB100 Blender - used on models built 2000 to current.	Orange	B
6132180176	3 kg Load Cell Assembly / 1 load cell - one plug - WSB - GBM Micro Blender.	Red	B




Style A



Style B



Style A




Style B

## Blender Mixer Motors

Part Number	Model	Description	Style
6132180109	GBM	NCR-S50	B
6132180055	GB100	45 RPM, 1/15 Hp	A
6132180112	GB140	Air Motor	B
6132180020	GB200	60 RPM, 1/6 Hp	A
6132180037	GB400	37 RPM, 1/6 Hp	A
6132180050	GB900/1800	22 RPM, 220 Volt, 1/2 Hp	A
6132180051	GB900/1800	22 RPM, 110 Volt, 1/2 Hp	A

**TrueBlend / TrueWeigh**

Part Number	Description	Kg	High Temperature
20956509	1022F3KG TB45 / 100	3	To 250° F
20956510	1022F10KG TB250 / 500 / 900	10	To 250° F
20956512	1022-0030-1000 with 3 m of wire TB1800 / 2500	30	To 250° F
20956513	1022-0050-2000 with 3 m of wire TB3500	50	To 250° F
20956514	D9120010 with 10 of 4 conductor wire TBH250 / 500 / 900	10	To 400° F
20956519	D912003 with 10 of 4 conductor wire TBH45 / 100	3	To 400° F
20956520	1042-0015-1004R with 3 m of wire TWB50 / TWB07 / TWH05	15	To 250° F
20956521	1042-0075-1003R with 3 m of wire TWB30 / TWB07 / TWH27	75	To 250° F
20956522	1042-0100-1004R with 3 m of wire TWB30 / TWH44	100	To 250° F
20956523	D9132115 with 10 of 4 conductor wire TWB30 / TWB07 / TWH05	15	To 400° F
20956524	D9132175 with 10 of 4 conductor wire TWB3 / TWB07 / TWH27	75	To 400° F
20956525	D91321150 with 10 of 4 conductor wire TWB30 / TWH44	100	To 400° F
20956526	1042-0030-1004R with 3 m of wire TWB07 / TWB30	30	To 250° F
20956527	1042-0050-1004R with 3 m of wire TWB07 / TWB30	50	To 250° F
20956528	1042-0150-1004R with 3 m of wire TWB30	150	To 250° F
20956529	D9132130 with 10 of 4 conductor wire TWB07 / TWB30	30	To 400° F
20956530	D9132150 with 10 of 4 conductor wire TWB07 / TWB30	50	To 400° F
20956531	D91321150 with 10 of 4 conductor wire TWB30	150	To 400° F
20956532	D9120030 with 10 of 4 conductor wire TBH1800 / 2500	30	To 400° F
20956533	D9120050 with 10 of 4 conductor wire TBH3500	50	To 400° F
20956534	1022F5KG TBH45	5	To 250° F
20956535	912005KG TBH100	5	To 400° F



20956509

**TrueFeed**

Part Number	Description
6134020059	Load Cell with Cable and Connectors WP02000



6134020059

## Augers for MicroConomix and MicroGravicon

Part Number	OD	Finish	Pitch	Length
61103912	3/8"	Polished	3/8"	13"
61103913	3/8"	Glass Bead Shot	3/8"	13"
61103901	1/2"	Polished	1/2"	13"
61103906	1/2"	Glass Bead Shot	1/2"	13"
61103902	3/4"	Polished	3/4"	13"
61103907	3/4"	Glass Bead Shot	3/4"	13"
61103903	1"	Polished	1"	13"
61103908	1"	Glass Bead Shot	1"	13"
61103904	1-1/2"	Polished	1-1/2"	13"
61103909	1-1/2"	Glass Bead Shot	1-1/2"	13"
61103915	1-3/4"	Polished	1-3/4"	13"
61103916	1-3/4"	Glass Bead Shot	1-3/4"	13"
61103905	2"	Polished	2"	13"
61103910	2"	Glass Bead Shot	2"	13"
61103911	2"	Glass Bead Shot	3"	13"
61103914	2"	Glass Bead Shot	2-1/2"	13"



611039xx

**Note:** Polished = Powder  
Glass Bead = Pellets

For sizing sleeves = 1/8" clearance for powder  
3/8" clearance for pellets

## Augers Sleeves for MicroConomix and MicroGravicon



613028xx

Part Number	ID	Length	OD
61302810	1/2"	3"	2-1/2"
61302801	5/8"	3"	2-1/2"
61302809	3/4"	3"	2-1/2"
61302802	7/8"	3"	2-1/2"
61302803	1-1/8"	3"	2-1/2"
61302804	1-3/8"	3"	2-1/2"
61302805	1-5/8"	3"	2-1/2"
61302806	1-7/8"	3"	2-1/2"
61302807	2-1/8"	3"	2-1/2"
61302808	2-3/8"	3"	2-1/2"

**Note:** For sizing sleeves = 1/8" clearance for powder  
3/8" clearance for pellets

## Augers for Conomix and Gravicon

(Replaces 611038xx - see note below)

Part Number	OD	Finish	Pitch	Length
61106015	3/8"	Polished	3/8"	15-9/16"
61106016	3/8"	Glass Bead Shot	3/8"	15-9/16"
61106001	1/2"	Polished	1/2"	15-9/16"
61106008	1/2"	Glass Bead Shot	1/2"	15-9/16"
61106002	3/4"	Polished	3/4"	15-9/16"
61106009	3/4"	Glass Bead Shot	3/4"	15-9/16"
61106003	1"	Polished	1"	15-9/16"
61106010	1"	Glass Bead Shot	1"	15-9/16"
61106004	1-1/2"	Polished	1-1/2"	15-9/16"
61106011	1-1/2"	Glass Bead Shot	1-1/2"	15-9/16"
61106005	2"	Polished	2"	15-9/16"
61106012	2"	Glass Bead Shot	2"	15-9/16"
61106006	2-1/2"	Polished	2-1/2"	15-9/16"
61106013	2-1/2"	Glass Bead Shot	2-1/2"	15-9/16"
61106007	3"	Polished	3-1/2"	15-9/16"
61106014	3"	Glass Bead Shot	3-1/2"	15-9/16"



611060xx

**Note:** For conversion to new auger use 611060xx (must include auger size), 29922006 bearing and 613127 drive coupling.


Polished = Powder

For sizing sleeves = 1/8" clearance for powder

Glass Bead = Pellets

3/8" clearance for pellets

## Augers Sleeves for Conomix and Gravicon



613012xx

**Note:** For sizing sleeves =  
1/8" clearance for powder  
3/8" clearance for pellets

Part Number	ID	Length	OD
61301213	1/2"	3"	3-3/4"
61301212	5/8"	3"	3-3/4"
61301214	3/4"	3"	3-3/4"
61301201	7/8"	3"	3-3/4"
61301202	1-1/8"	3"	3-3/4"
61301203	1-3/8"	3"	3-3/4"
61301204	1-5/8"	3"	3-3/4"
61301205	1-7/8"	3"	3-3/4"
61301206	2-1/8"	3"	3-3/4"
61301207	2-3/8"	3"	3-3/4"
61301208	2-5/8"	3"	3-3/4"
61301209	2-7/8"	3"	3-3/4"
61301210	3-1/8"	3"	3-3/4"
61301211	3-3/8"	3"	3-3/4"

## BFO/BFS Auger for Feeder Assemblies - Pellets only

(with Square Hoppers)

Part Number	OD	Pitch	Overall Length including Driven Coupling
10146204	3/8"	3/8"	9-31/32"
10146205	3/8"	1/4"	9-31/32"
10146203	1/2"	1/2"	9-31/32"
10146201	3/4"	3/4"	9-31/32"
10146202	1"	1"	9-31/32"



101462xx


**Note:** All auger assemblies include a 3/8" larger sleeve except for 1".  
For 1" augers the cast aluminum housing serves as a sleeve.

## Augers for 3000 / 5000 Blenders

Part Number	Model	Length
60505003	3000 Blender	30-3/4"
605050	5000 Blender	38-3/4"



60505003




60505050

## BF6/BFH Auger Assemblies

(with Round Hoppers)

Part Number	OD	Pitch	Length
10121810PH	1/2" Powder	1/2"	16-1/8"
10121809PH	1/2" Pellet	1/2"	16-1/8"
10121801PH	3/4" Powder	3/4"	16-1/8"
10121802PH	3/4" Pellet	3/4"	16-1/8"
10121803PH	1" Powder	1"	16-1/8"
10121804PH	1" Pellet	1"	16-1/8"
10121805PH	1-1/2" Powder	1-1/2"	16-1/8"
10121806PH	1-1/2" Pellet	1-1.2"	16-1/8"
10121807PH	2" Powder	2"	16-1/8"
10121808PH	2" Pellet	2"	16-1/8"



101218xx

### Augers for Autocolors

(Auger only with round metal hoppers)

Part Number	OD	Pitch	Length
10523301	3/4"	3/4"	9-1/8"
10523302	1"	1"	9-1/8"
10523303	1-1/2"	1-1/2"	9-1/8"
10523304	2"	2"	9-1/8"

### Augers kits for Autocolors

(Auger and Sleeves with round metal hoppers)

Part Number	OD	Pitch	Length
10114201PH	3/4"	3/4"	9-1/8"
10114203PH	1"	1"	9-1/8"
10114205PH	1-1/2"	1-1/2"	9-1/8"
10114207PH	2"	2"	9-1/8"

### Augers for Central Conomix Takeaway Auger

Part Number	OD	Pitch	Length
29045601	4"	4"	23-1/2"


### Augers for Central MicroConomix takeaway Auger

Part Number	OD	Pitch	Length
632001	2-1/2"	2-1/2"	14-3/8"

### High Horsepower Bed Drive Motor Upgrade Retrofit Assembly

Part Number	Description
18928301	1/7 Hp motor (replaces the old 1/20 Hp), motor mount, small and large gears, miscellaneous hardware and wiring instructions.

**Note:** To be used on CD200 (with 4 desiccant tanks), CD300 and CD400 Dryers.



High Horsepower  
Bed Drive Motor Upgrade  
Retrofit Assembly

## TrueFeed Augers

Part Number	Description	Use with which Motor	Length	When Metering Granular Injection Rates-grams/sec	When Metering Granular Extrusion Rates-lbs/sec
6134020001	HX	Standard DC Motor	Standard	0.007 - 0.04	0.06 - 2.8
6134020002	GLX	Standard DC Motor	Standard	0.01 - 1.0	0.1 - 8.9
6134020207	A8	Standard DC Motor	Standard	0.01 - 1.0	0.1 - 8.9
6134020003	GX	Standard DC Motor	Standard	0.1 - 5.0	1.1 - 28.0
6134020100	A15	Standard DC Motor	Standard	0.2 - 5.0	1.1 - 28.0
6134020004	A20	Standard DC Motor	Standard	0.4 - 14.0	2.8 - 112.0
6134020005	A20HT	High Torque Stepper Motor	Standard	0.4 - 14.0	2.8 - 112.0
6134020006	A30HT	High Torque Stepper Motor	Standard	1.4 - 35.0	11.1 - 230.0
6134020084	HXC	Standard DC Motor	Long	0.007 - 0.04	0.06 - 2.8
6134020085	GLXC	Standard DC Motor	Long	0.01 - 1.0	0.1 - 8.9
6134020208	A8C	Standard DC Motor	Long	0.01 - 1.0	0.1 - 8.9
6134020086	GXC	Standard DC Motor	Long	0.1 - 5.0	1.1 - 28.0
6134020104	A15C	Standard DC Motor	Long	0.2 - 5.0	1.1 - 28.0
6134020087	A20C	Standard DC Motor	Long	0.4 - 14.0	2.8 - 112.0
6134020088	A20HTC	High Torque Stepper Motor	Long	0.4 - 14.0	2.8 - 112.0
6134020089	A30HTC	High Torque Stepper Motor	Long	1.4 - 35.0	11.1 - 230.0
6134020144	HXC/SF	Standard DC Motor	X-Long	0.007 - 0.04	0.06 - 2.8
6134020145	GLXC/SF	Standard DC Motor	X-Long	0.01 - 1.0	0.1 - 8.9
6134020209	A8C/SF	Standard DC Motor	X-Long	0.01 - 1.0	0.1 - 8.9
6134020146	GXC/SF	Standard DC Motor	X-Long	0.1 - 5.0	1.1 - 28.0
6134020147	A15C/SF	Standard DC Motor	X-Long	0.2 - 5.0	1.1 - 28.0
6134020148	A20C/SF	Standard DC Motor	X-Long	0.4 - 14.0	2.8 - 112.0
6134020149	A20HTC/SF	High Torque Stepper Motor	X-Long	0.4 - 14.0	2.8 - 112.0
6134020144	A30HT/SF	High Torque Stepper Motor	X-Long	1.4 - 35.0	11.1 - 230.0



6134020003



6134020004

## TrueFeed Augers (continued)

Part Number	When Metering Pellets Injection Rates-grams/sec	When Metering Pellets Extrusion Rates-lbs/sec	When Metering Regrind Injection Rates-grams/sec	When Metering Regrind Extrusion Rates-lbs/sec
6134020001				
6134020002	0.01 - 1.0	0.1 - 8.9		
6134020207	0.01 - 1.0	0.1 - 8.9	0.01 - 1.0	0.1 - 8.9
6134020003	0.1 - 5.0	1.1 - 28.0		
6134020100	0.2 - 5.0	1.1 - 28.0	0.2 - 3.5	0.8 - 20.0
6134020004	0.4 - 14.0	2.8 - 112.0		
6134020005	0.4 - 14.0	2.8 - 112.0	0.4 - 10.0	2.0 - 80.0
6134020006	0.4 - 35.0	11.1 - 230.0	1.4 - 25.0	8.0 - 164.0
6134020084				
6134020085	0.01 - 1.0	0.1 - 8.9		
6134020208	0.01 - 1.0	0.1 - 8.9	0.01 - 1.0	0.1 - 8.9
6134020086	0.1 - 5.0	1.1 - 28.0		
6134020104	0.2 - 5.0	1.1 - 28.0	0.2 - 3.5	0.8 - 20.0
6134020087	0.4 - 14.0	2.8 - 112.0		
6134020088	0.4 - 14.0	2.8 - 112.0	0.4 - 10.0	2.0 - 80.0
6134020089	1.4 - 35.0	11.1 - 230.0	1.4 - 25.0	8.0 - 164.0
6134020144				
6134020145	0.01 - 1.0	0.1 - 8.9		
6134020209	0.01 - 1.0	0.1 - 8.9	0.01 - 1.0	0.1 - 8.9
6134020146	0.1 - 5.0	1.1 - 28.0		
6134020147	0.2 - 5.0	1.1 - 28.0	0.2 - 3.5	0.8 - 20.0
6134020148	0.4 - 14.0	2.8 - 112.0		
6134020149	0.4 - 14.0	2.8 - 112.0	0.4 - 10.0	2.0 - 80.0
6134020144	1.4 - 35.0	11.1 - 230.0	1.4 - 25.0	8.0 - 164.0

## Gear Motors

### Bed Drive Motors for Carousel Dryers

Part Number	Voltage	Hp	RPM
18809602	115	1/20	2
20964201	115	1/15	5.4
20966101	115		1
20966102	115		1
20966105	115	1/100	1
18810601	115	1/12	5.7
18810604	115/50	1/15	4.7
26655201	115	1/20	1.2

## Gear Motors

### Mixer Motors / Auger Drive Motors for Coloring Units

Part Number	Voltage	Hp	RPM	Function
108333	115	1/10	60	Auger Drive - Autocolors
10833305	115	1/10	60	Auger Drive - Autocolors 1083305 same as 10839101, Less Plug
10839101	115	1/10	60	Auger Drive - Brake Type - Autocolors
10839104	115	1/10	60	Auger Drive - Brake Type - Autocolors 10839104 same as 10839101, Less Plug
108636	115	1/2	58	Mixer Drive - Autocolors
20951301	90 VDC	1/8	64	Auger Drive - BFO / BFS Feeders
20951302	90 VDC	1/8	30	Auger Drive - BFO / BFS Feeders
20951303	90 VDC	1/27	8.7	Auger Drive - BFO / BFS Feeders
20951304	90 VDC	1/8	94	Auger Drive - BFO / BFS Feeders
20951305	90 VDC	1/8	170	Auger Drive - BFO / BFS Feeders
20961902	115/230	1/12	73	Auger Drive - FO3 / FO6 Feeders (AutoWeigh)
20917101	130 VDC	1/4	62	Auger Drive - BF6 / BFH Feeders
20917102	130 VDC	1/4	42	Auger Drive - BF6 / BFH Feeders
20917103	130 VDC	1/8	14	Auger Drive - BF6 / BFH Feeders
20917104	130 VDC	1/4	165	Auger Drive - BF6 / BFH Feeders
20949501	24 VDC	1/15	90	Auger Drive - Conomix / Gravicon / MicroConomix / MicroGravicon

## Gear Motors

### Mixer Motors / Auger Drive Motors for Coloring Units

Part Number	Voltage	Hp	RPM	Function
20952501	24 VDC	1/15	120	Auger Drive - Conomix / Gravicon MicroConomix . MicroGravicon Replaced by 20949501 <i>For initial conversion:</i> Use 61110701 motor kit for MicroConomix / MicroGravicon; Use 61110702 for Conomix / Gravicon
608003	115	1/4	1725	Mixer Auger Drive - All series 3000 / 5000 Blenders Metering Auger Drive - Old Style Series 3000 / 5000 Blenders - Proportioner Drive
604008PH	90 VDC	1/8	64	Metering Auger Drive - New Style Series 3000 / 5000 Blenders - Direct Drive
10864404	115	1/6	42	Inline / Offset Intermixer Agitator Drive
6132180055	115	1/15	45	Mixer Drive GB / WSB 100 Series AutoWeigh
6132180020	115	1/6	59	Mixer Drive GB / WSB 200 Series AutoWeigh
6132180037	115	1/6	28	Mixer Drive GB / WSB 400 Series AutoWeigh
6132180051	115	1/2	22	Mixer Drive GB / WSB 900 / 1800 Series AutoWeigh
6132180050	230	1/2	23	Mixer Drive GB / WSB 900 / 1800 Series AutoWeigh
6132180109	N/A	N/A	N/A	Mixer Drive Air Motor - Micro Blender AutoWeigh
6132180112	N/A	N/A	N/A	Mixer Drive Air Motor - GB / WSB 140 Series AutoWeigh

## Bed Drive Gears

Model Number	Part Number	Description	Bore Size	Teeth	O.D
CD100 / CS100	18382702	Small Gear	0.627"	15	1-1/2"
	18382801	Large Gear	0.752"	42	3-1/2"
CD200 / 300 / 400	183954	Small Gear	0.628"	19	1-3/4"
	183875	Large Gear	0.750"	72	6"
(Optional High Hp Kit for CD200 / 300 / 400 consisting of)					
	18382702	Small Gear	0.627"	15	1-1/2"
	183875	Large Gear	0.750"	72	6"
CD600 / 800 / 1000	189203	Small Gear	0.753"	19	1-3/4"
	18922702	Large Gear	1.125"	108	9"
(Must use kit number 18184101 consisting of)					
CD1600 / 2400 / 3200	18597401	Small Gear	0.753"	14	2"
	18597501	Large Gear	1.126"	80	10"



183875



183954



189203



189227



18382702



18597401



18597501



18922701



18922702

## Overloads

Part Number	Full Load Current Range (Amp)
20003901	0.12 - 0.16
20003902	0.16 - 0.24
20003903	0.24 - 0.40
20003905	0.40 - 0.60
20003906	0.60 - 1.0
20003907	0.8 - 1.2
20003908	1.0 - 1.6
20003909	1.5 - 2.3
20003910	2.0 - 3.0
20003911	2.8 - 4.2
20003912	4.0 - 6.0
20003913	5.5 - 8.0
20003914	6.0 - 10.0
20003916	10 - 16
20003920	16 - 24
20003921	22 - 32
20003922	18 - 30
20003923	30 - 45
20003924	45 - 60
20003925	60 - 75
20003927	66 - 110
20003928	60 - 88
20003929	80 - 120
20003930	120 - 200
20003931	120 - 180
20003932	180 - 300
20003933	160 - 240
20003934	240 - 400
20003935	252 - 378
20003936	378 - 630

## IEC Starters

Part Number	Amp
27500701	7
27500702	10
27500703	12
27500704	18
27500705	25
27500706	32
27500707	37
27500708	44
27500709	60
27500710	73
27500711	85
27500712	105
27500713	140
27500714	170
27500715	200
27500716	300

## Magnetic Starters

### Reversing and Non-Reversing

Part Number	Size	Cont. Ampere Rating	Service Limit Current Rating
27500801	00	9	11
27500802	0	18	21
27500803	1	27	32
27500804	2	45	52

**Note:** Starter catalog numbers do not include heater packs. Select one carton of three heater packs.

**Magnetic Starters** (continued)**Reversing and Non-Reversing**

Part Number	Size	Cont. Ampere Rating	Service Limit Current Rating
27500805	3	90	104
27500806	4	135	156
27500807	5	270	311

**Note:** Starter catalog numbers do not include heater packs. Select one carton of three heater packs.

\* For reversing contractor add suffix 01 to part number.

**Magnetic Starters****3 Pole Non-Reversing**

Part Number	Size	Cont. Ampere Rating
27500825	0	18
27500826	1	27
27500827	2	45
27500828	3	90
27500829	4	135
27500830	5	270

**Lighting Contractors****AC/Open Type**

Cont. Amp Part Number	Number of Rating	Poles
27500820	30	3
27500821	60	3
27500822	100	3
27500823	200	3
27500824	400	3

## Heater Packs

Part Number	Amp
27500331	32 or 75
27500332	32 or 75
27500333	32 or 75
27500334	32 or 75
27500335	32 or 75
27500336	32 or 75
27500337	32 or 75
27500338	32 or 75
27500339	32 or 75
27500340	32 or 75
27500341	32 or 75
27500342	32 or 75
27500343	32 or 75
27500344	32 or 75
27500345	75
27500346	75
27500347	75
27500348	105 or 144
27500349	105 or 144
27500350	105 or 144
27500351	105 or 144
27500352	105 or 144

Part Number	Amp
27500353	105 or 144
27500354	105 or 144
27500355	105 or 144
27500356	105 or 144
27500357	105 or 144
27500361	0.32 - 0.35
27500362	0.36 - 0.39
27500363	0.40 - 0.43
27500364	0.44 - 0.48
27500365	0.49 - 0.53
27500366	0.54 - 0.58
27500367	0.59 - 0.64
27500368	0.65 - 0.71
27500369	0.72 - 0.79
27500370	0.80 - 0.87
27500371	0.88 - 0.96
27500372	0.97 - 1.06
27500373	1.07 - 1.16
27500374	1.17 - 1.28
27500375	1.29 - 1.41
27500376	1.42 - 1.55



**Heater Packs (Continued)**

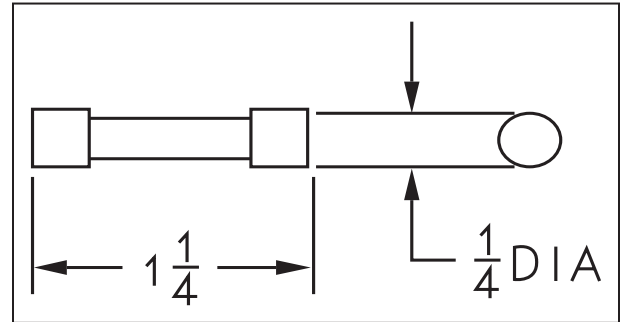
Part Number	Amp
27500377	1.56 - 1.71
27500378	1.72 - 1.87
27500379	1.88 - 2.06
27500380	2.07 - 2.26
27500381	2.27 - 2.48
27500382	2.49 - 2.72
27500383	2.73 - 2.99
27500384	3.00 - 3.28
27500385	3.29 - 3.60
2750038601	3.28 - 3.59
2750038602	0.79 - 0.87
2750038603	0.72 - 0.78
2750038604	3.60 - 3.99
2750038605	0.40 - 0.43
2750038606	0.44 - 0.48
2750038607	0.49 - 0.53
2750038608	0.54 - 0.58
2750038609	0.59 - 0.64
2750038610	0.65 - 0.71
2750038611	0.88 - 0.95
2750038612	0.96 - 1.03
2750038613	1.04 - 1.15
2750038614	1.16 - 1.27
2750038615	1.28 - 1.35

Part Number	Amp
2750038616	1.36 - 1.51
2750038617	1.52 - 1.67
2750038618	1.68 - 1.83
2750038619	1.84 - 1.99
2750038620	2.00 - 2.23
2750038621	2.24 - 2.47
2750038622	2.48 - 2.71
2750038623	2.72 - 2.95
2750038624	2.96 - 3.27
2750038625	4.00 - 4.39
2750038626	4.40 - 4.79
2750038627	4.80 - 5.26
2750038628	5.27 - 5.83
2750038629	5.84 - 6.39
2750038630	6.40 - 7.03
2750038631	7.04 - 7.74
2750038632	7.75 - 8.46
2750038633	8.47 - 9.35
2750038634	9.36 - 10.30
2750038635	10.31 - 11.35
2750038636	11.36 - 12.47
2750038637	12.48 - 13.67
2750038638	13.68 - 15.12
2750038639	15.13 - 16.00



## Fuses

Part Number	Amp
10814501	1
10814502	2
10814503	3
10814505	5
10814507	7
10814508	8
10814510	10
10814512	12
10814515	15
10814534	1/2

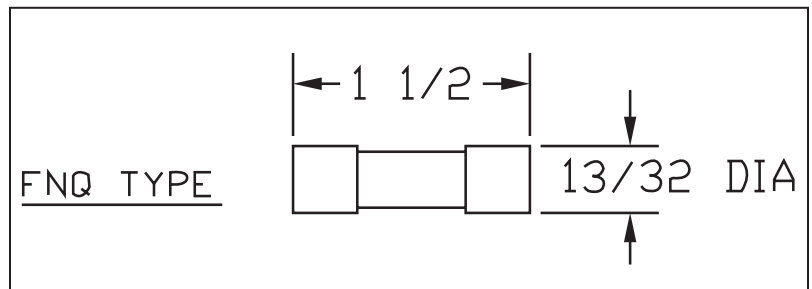


**Note:** All fuses are 250V or less.  
Length 1-1/4" x 1/4" diameter.

## Fuses

### Type FNQ

Part Number	Amp
20604005	1/10
20604006	1/8
20604007	1/2
20604008	6/10
20604009	8/10
20604010	1
20604012	1-1/2
20604013	1-6/10
20604014	2
20604016	2-1/2
20604017	3
20604018	3-2/10
20604020	4
20604021	4-1/2
20604022	5
20604024	6
20604025	6-1/4
20604027	8
20604028	9
20604030	12
20604031	15
20604032	20
20604033	25

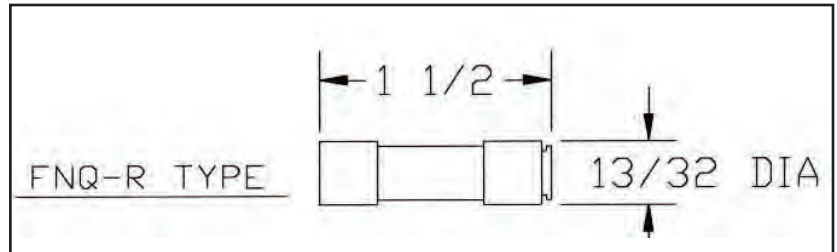


**Note:** All fuses are 500V or less.  
Length 1-1/2" x 13/32" diameter.

## Fuses

### Type FNQ-R

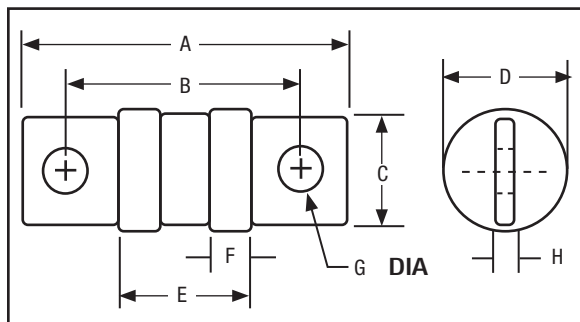
Part Number	Amp
20604037	4/10
20604038	1/2
20604039	6/10
20604041	8/10
20604042	1
20604043	1-1/8
20604044	1-1/4
20604047	1-1/2
20604048	1-6/10
20604049	1-8/10
20604050	2
20604052	2-1/2
20604053	2-8/10
20604054	3



Part Number	Amp
20604056	3-1/2
20604057	4
20604059	6
20604062	8

**Note:** All fuses are 600V or less.  
Length 1-1/2" x 13/32" diameter.

Symbol	Ampere Rating	Dimensions in inches		
		A	B	C
JJJ 250 volts or less	0-30	7/8	19/64	13/37
	31-60	7/8	19/64	9/16



## Fuses

### Type JJN

Part Number	Amp
20604504	10
20604505	15
20604506	20
20604507	25
20604508	30
20604509	35
20604510	40
20604511	45
20604512	50
20604513	60
20604514	70
20604515	80
20604517	100

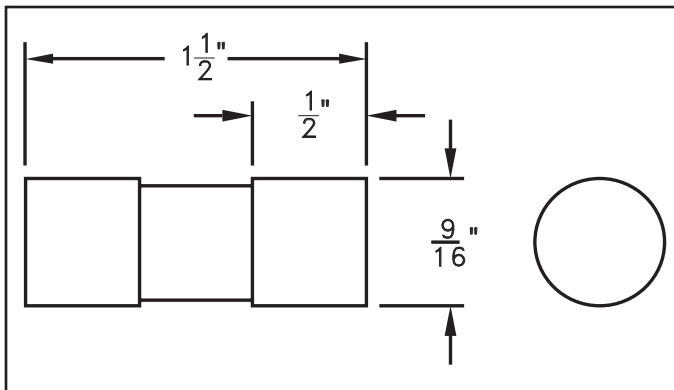
Symbol	Ampere Rating	Dimensions in inches							
		A	B	C	D	E	F	G	H
JJN 250 volts or less	61-100	2 5/32	1 9/16	3/4	13/16	27/32	9/32	9/32	1/8
	101-200	2 1/16	1 11/16	7/8	1 1/16	27/32	9/32	11/32	3/16
	201-400	2 3/4	1 27/37	1	1 11/32	55/64	9/32	13/32	1/4
	401-600	3 1/16	2 1/32	1 1/4	1 39/64	7/8	19/64	31/64	5/16

**Note:** All fuses are 250V or less.

Amp rating 0-30 are 7/8" length x 13/27" diameter.

Amp rating 31-60 are 7/8" length x 9/16" diameter.

Amp rating 61-100 are 2-5/32" length x 3/4" diameter.



**Note:** All fuses are 600V or less. Length 1-1/2" x 9/16" diameter.

## Fuses

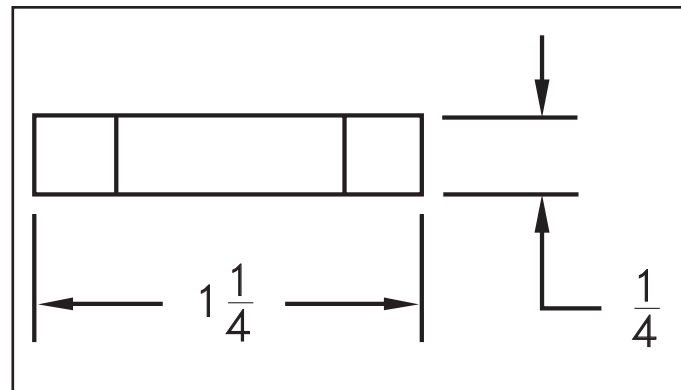
### Type JJS

Part Number	Amp
20604602	3
20604603	6
20604604	10
20604605	15
20604606	20
20604607	25
20604608	30
20604609	35
20604610	40
20604611	45
20604612	50
20604613	60
20604614	70
20604615	80
20604631	2

## Fuses

### Type MDA

Part Number	Amp
20606601	1
20606602	2
20606603	3
20606604	5
20606609	1-1/4
20606611	1-6/10
20606612	2-1/2
20606614	4
20606617	8
20606618	15
20606619	3/10
20606622	6/10
20606625	6
20606626	10
20606628	20
20606630	0.15



**Note:** All fuses are 250V or less. Length 1-1/4" x 1/4" diameter.

Part Number	Amp
20609114	1/2
20609119	1
20609120	1-1/2
20609122	3



**Note:** All fuses are 125V or less. Length 1/4" x 1/2" diameter.

## Fuses

### Type LP-CC

Part Number	Amp
20610501	1/2
20610502	6/10
20610503	8/10
20610504	1
20610505	1-1/8
20610506	1-1/4
20610507	1-4/10
20610508	1-6/10
20610509	1-8/10
20610510	2-1/4
20610511	2-1/2
20610512	2-8/10
20610513	3
20610514	3-2/10
20610515	3-1/2
20610516	4

Part Number	Amp
20610517	4-1/2
20610518	5
20610519	5-6/10
20610520	6
20610521	6-1/4
20610522	7
20610523	7-1/2
20610524	8
20610525	9
20610526	10
20610527	12
20610528	15
20610529	20
20610530	25
20610531	30
20610532	2

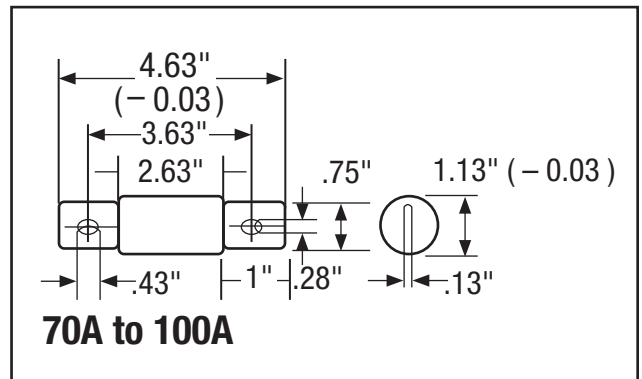
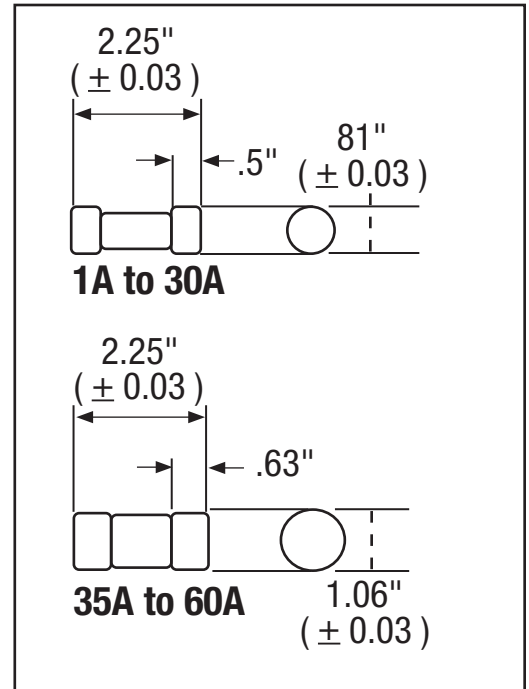
**Note:** All fuses are 600V.

Length 1-1/2" x 3/8" diameter.

## Fuses

### Class J Dual

Part Number	Amp
20610901	1
20610903	1-6/10
20610905	2
20610907	2-1/2
20610909	3
20610911	3-1/2
20610912	4
20610914	5
20610916	6
20610917	7
20610918	8
20610920	10
20610921	12
20610922	15
20610923	17-1/2
206109247	20
20610925	25
20610926	30
20610927	35
20610928	40
20610929	45
20610930	50
20610931	60
20610932	70
20610933	80
20610934	90
20610935	100



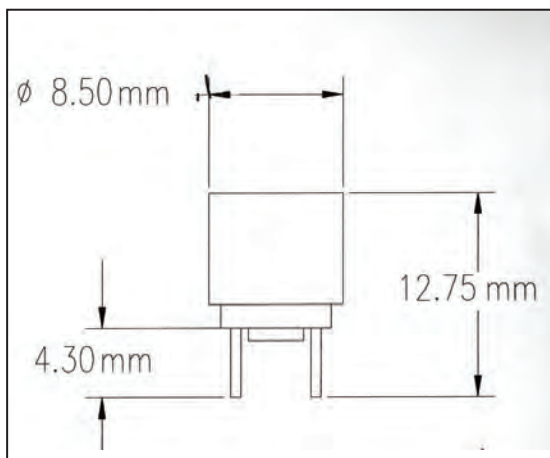
**Note:** 1-60 Amp - 600V or less / 300VDC or less.  
 1-30 Amp - length 2-1/4" x 1/2" diameter.  
 35-60 Amp - length 2-3/8" x 5/8" diameter.  
 70-100 Amp - length 4-5/8" x 3/4" diameter.

## Fuses

### Fusetron

Part Number	Amp	Volt	Type
20600108	10	600	Ferrule
20600109	15	600	Ferrule
20600110	20	600	Ferrule
20600111	30	600	Ferrule
20600112	40	600	Ferrule
20600115	6-1/4	600	Ferrule
20600116	12	600	Ferrule
20600117	25	600	Ferrule
20600118	70	600	Blade
20600119	100	600	Blade
20600120	80	600	Blade
20600121	35	600	Blade
20600124	7	600	Ferrule
20600125	45	250	Ferrule
20600126	70	250	Blade
20600141	7	600	Ferrule
20600155	4	600	Ferrule
20600161	150	600	Blade
20600164	3-2/10	360	Ferrule
20600168	25	250	Ferrule
20600190	125	600	Blade
20600191	45	600	Ferrule

**Note:** Add -01 suffix to above part numbers to specify Class R fuses. Length 5" x 13/16" diameter.



## Fuses

### Axial Lead and Cartridge Fuse

Part Number	Amp
20610901	1
20610903	1-6/10
20610905	2

**Note:** All fuses are 250V.  
Length 5/16" x 11/16" diameter.

## Automation Cylinders

### EX Series Pickers

Part Number	Model	Description
CYL-00582	EX 60 and 150	Swing Cylinder (DAC40X100)
CYL-00368	EX 60 and 150	Kick Frame Cylinder (DA25X75)
KIT-00172	EX 60 and 150	Optional - Kick Frame Cylinder (DA25x125)
ASY-00086	EX 60	Main Arm Cylinder
ASY-00087	EX 150	Main Arm Cylinder
KIT-00154	EX 60/150	Wrist Cylinder Assembly
CYL-00371	EX 60/150	Main Arm Lock Cylinder
CYL-00583	EX 250-450	Swing Cylinder (DA50X150)
KIT-00172	EX 250-450	Kick Frame Cylinder (DA25X125)
CYL-00385	EX 250	Main Arm Cylinder
ASY-00100	EX 350	Main Arm Cylinder
ASY-00123	EX 450	Main Arm Cylinder
KIT-00155	EX 250-450	Wrist Cylinder Assembly
CYL-00371	EX 250-450	Main Arm Lock Cylinder



CYL-00582



CYL-00368



KIT-00172



ASY-00086



KIT-00154



CYL-00371



CYL-00583




KIT-00172



CYL-00385



KIT-00155



CYL-00371

## Automation Cylinders

### FX Series Pickers

Part Number	Model	Description
CYL-00582	FX 60 and 150	Swing Cylinder
MRL20252	FX 60	Strip Frame Cylinder (Rodless)
MRL20372	FX 150	Strip Frame Cylinder (Rodless)
116D9000	FX 60	Main Cylinder Assembly
116D9010	FX 150	Main Cylinder Assembly
KIT-00154	FX 60 and 150	Wrist Cylinder Assembly
CYL-00371	All FX Pickers	Main Arm Lock Cylinder
CYL-00583	FX 250-450	Swing Cylinder (DA50X150)
MRL20487	FX 250-450	Strip Frame Cylinder (Rodless)
111D9170	FX 250	Main Cylinder Assembly
111D9180	FX 350	Main Cylinder Assembly
111D9190	FX 450	Main Cylinder Assembly
KIT-00155	FX 250-450	Wrist Cylinder Assembly



CYL-00582




MRL-20252



116D9000



CYL-00371



MRL20487



111D9170

## Automation Cylinders

### MXR Series Pickers


Part Number	Model	Description
RC9001	MXR 60	Strip Frame Cylinder
RC9002	MXR 150	Strip Frame Cylinder
D9581	MXR 60	Main Cylinder Assembly
D9582	MXR 150	Main Cylinder Assembly
112C900300	MXR 250-550	Strip Frame Cylinder
112D900100	MXR 250	Main Cylinder Assembly
112D900101	MXR 350	Main Cylinder Assembly
112D900102	MXR 450	Main Cylinder Assembly
112D900103	MXR 550	Main Cylinder Assembly



RC9001



D9581



112C900300



112D900100

## Automation Cylinders

### MX Series Pickers


Part Number	Model	Description
DAC40X100	MX 60 and 150	Swing Cylinder MXR 60 and 150
DA25X75	MX 60 and 150	Strip Frame Cylinder
D9081	MX 60	Main Cylinder Assembly
D9091	MX 150	Main Cylinder Assembly
81100201	MX 60 and 150	Wrist Cylinder Assembly MXR 60 and 150
DA14-07	MX 60 and 150 MX 250-550 MXR - All sizes	Main Arm Cylinder
DAC50X150-2	MX 250-450	Swing Cylinder MXR 250-450
DAC63X150-2	MX 550	Swing Cylinder
DAC25X150	MX 250-550	Strip Frame Cylinder
1D9000	MX 250	Main Arm Cylinder Assembly
1D9010	MX 350	Main Arm Cylinder Assembly
1D9020	MX 450	Main Arm Cylinder Assembly
1D9030	MX 550	Main Arm Cylinder Assembly
81100202	MX 250-550 MXR 250-550	Wrist Cylinder Assembly



DAC40X100



DA25X75



D9081



81100201



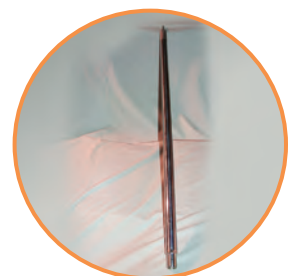
DA14-07




DAC50X150-2



DAC25X150



1D9000



81100202


## Automation Cylinders

### BE950 SW Beam Robot

Part Number	Description
123D900103	Vertical Arm Cylinder Assembly
127D900300	Main Arm Lock Cylinder



123D900103



127D900300

## Automation Grippers

### Picker

Part Number	For Models
GRB-00070	All EX Series Pickers / FX 250-450
D9191	All MX / MXT / MXR Pickers
RCH-16	FX 60 and 150 Pickers (Plastic Body)
RCH-15N-1	FX 60 and 150 Pickers (Aluminum Body)



GRB-00070



D9191



RCH-16



RCH-15N-1

## Automation Motors

### FX Series


Part Number	Description
DB036GA	Remote Strip Adjustment Motor



DB036GA

### MXR Series

Part Number	Description
HN-GH2421Y	Remote Strip Adjustment Motor



HN-GH2421Y

### BE-950 Series

Part Number	Description
HAM590-84S-Y	Traverse Motor (motor only)



HAM590-84S-Y

## Automation Shocks

### EX Series

Part Number	Model	Description
SHK-00027	EX	Shock, Kick Frame
SBH-70	EX 150 II	Shock, Strip Frame
FW2025HR	EX 150 II	Shock, Main Arm
SHK-00025	EX 250-450	Shock, Main Arm



SHK-00027



SBH-70



FW2025HR



SHK-00025


## Automation Shocks

### FX Series

Part Number	Model	Description
SHK-00027	FX 60/150	Shock, Kick Frame
FK2050HR3	FX 60/150	Shock, Main Stroke
FK1425LR1	FX 60/150 FX 250-450	Shock, Top Main Cylinder Shock, Strip Frame
FK2050HR2	FX 60/150 FX 250-450	Shock, Main Remocon



SHK-00027



FK2050HR3



FK1425LR1



FK2050HR2

## Automation Shocks

### MX Series

Part Number	Model	Description
KBMT9-15-8	MX 60/150	Shock, Strip Frame
SCD2030-2	MX 60/150	Shock, Main Arm
SC1415-2	MX 250-550	Shock, Strip Frame
SCD2035-2	MX 250-550	Shock, Main Arm
KBM12-20-8C	MX 250T-550T	Shock, Strip Frame
KBM10-50-12C	MX 250T-550T	Shock, Arm Descent Vertical Up
AD-2580-2	MX 250T-550T	Shock, Arm Descent Vertical Down



KBMT9-15-8



SCD2030-2



SC1415-2



SCD2035-2



KBM12-20-8C



KBM10-50-12C



AD-2580-2

## Automation Shocks

### MXR Series

Part Number	Model	Description
SC1425-2	MXR 60/150	Shock, Strip Frame
SC2050	MXR 60/150	Shock, Vertical Remote
SCD2030-2	MXR 60/150	Shock, Main Arm
SC1415-2	MXR 250-550	Shock, Strip Frame
SC-2050D-2	MXR 250-550	Shock, Vertical Remote



SC1425-2



SC2050



SCD2030-2



SC1415-2



SC-2050D-2

## Automation Shocks

### BE-950

Part Number	Description
SC1415P-3	Shock, Strip
SC-2050-11A	Shock, Arm Up and Arm Down



SC1415P-3




SC-2050-11A

## Automation Solenoids

EX, FX, MX, MXR and BE-950 Series Robots

Part Number	Description
VAL-00299	Solenoid Valve
VAL-00313	Solenoid Valve
VAL-00314	Solenoid Valve, Double Solenoid



VAL-00299



VAL-00313



VAL-00314


## Automation Switches

EX Series


Part Number	Description
SWT-00260	Switch, Swing Cylinder (LS1 & LS2)
SWT-00518	Switch, Home Position (LS3)
SWT-00264	Switch, Gripper (LS4)



SWT-00260



SWT-00518



SWT-00264

## Automation Switches

### FX Series

Part Number	Description
SWT-00260	Switch, Swing Cylinder (LS1 & LS2)
SWT-00314	Switch, Home Position (LS3)
ZC153A-605W	Switch, RCH16 Gripper Switch (LS4) (FX 60/150)
RCH-C2A	Switch, RCH15 Gripper Switch (LS4) (FX 60/150 - alum. body)
SWT-00264	Switch, Gripper (LS4)



SWT-00260



SWT-00314



ZC153A-605W



RCH-C2A



SWT-00264

## Automation Switches

### MX Series

Part Number	Description
YSA10DC	Switch, Swing Cylinder (LS1 & LS2)
JD1705E1	Switch, Home Position (MXR 250-550)
JT1204E1	Switch, Home Position (LS3)
GXL-8F	Switch, Home Position (LS3) (MXT 250-550)
GXL-8F	Switch, Gripper Switch (LS4)



YSA10DC



JD1705E1



JT1204E1




GXL-8F

# Downstream Extrusion



## Cutter Blades


Used On	Part Number	Length	Width	Thickness	Material	Style
ATC	3515-01807	1.625"	0.75"	0.46"	Stainless	Straight
CSC	71310101	3.00"	0.54"	0.014"	M-2 Steel	Straight
	71310102	3.00"	0.54"	0.010"	M-2 Steel	Straight
CSC-2	3515-30016	5.875"	1.875"	0.025"	Stainless	Straight
	3515-30032	6.125"	2.625"	0.025"	Stainless	Curved
CSC-3	3515-30024	6.62"	2.10"	0.025"	Stainless	Straight
	3515-30024-1	6.62"	2.10"	0.042" & 0.050"	Spring Steel	Straight
	3515-00975	3.00"	0.75"	0.025"	Spring Steel	Straight
	7130320101	6.679"	3.585"	0.015"	Spring Steel	Curved
	7130320102	6.679"	3.585"	0.025"	Spring Steel	Curved
	7130320103	6.679"	3.585"	0.032"	Spring Steel	Curved
CSC-4	7130320301	7.483"	3.163"	0.025"	Spring Steel	Straight
	7130320302	7.483"	3.163"	0.032"	Spring Steel	Straight
	7130320201	8.105"	3.965"	0.025"	Spring Steel	Curved
	7130320202	8.105"	3.965"	0.032"	Spring Steel	Curved
	7130320203	8.105"	3.965"	0.031"	Stainless	Curved
	7130320204	8.105"	3.965"	0.042"	Spring Steel	Curved
	7130320205	8.105"	3.965"	0.050"	Spring Steel	Curved
CSC-5	7130320501	8.448"	3.474"	0.025"	Spring Steel	Straight
	7130320502	8.448"	3.474"	0.032"	Spring Steel	Straight
	7130320401	9.762"	4.203"	0.025"	Spring Steel	Curved
	7130320402	9.762"	4.203"	0.032"	Spring Steel	Curved
ERC-2	3515-00126	6.6875"	2"	0.046"	Spring Steel	Straight
	3515-01149	6.75"	2"	0.025"	Stainless	Curved
	3515-00134	7"	2"	0.025"	Spring Steel	Batwing
	3515-00436	7"	2"	0.025"	Spring Steel	Straight
ERC-2 Special	3515-00711	7.5"	2.125"	0.050"	Spring Steel	Straight
ERC-2 / ODC-2	3515-00061	6.625"	2"	0.025"	Spring Steel	Straight
	3515-00436	7"	2"	0.025"	Spring Steel	Straight
	3515-01939	7.625"	2"	0.025"	Spring Steel	Straight
ERC-2 / RC-2	3515-00169	6"	0.75"	0.025"	Stainless	Straight
ERC - 2/4, RC-2/4 / USC / PSC-20/30	3515-01289	6"	0.75"	0.025"	Carbon Steel	Double Edge
ERC-4	3515-00193	9.75"	2"	0.046"	Stainless	Straight



3515-01807



3515-00134




3515-00061




3515-00169

**Cutter Blades** (continued)

Used On	Part Number	Length	Width	Thickness	Material	Style
ERC-4 (F-075 ONLY)	3515-00215	9.75"	2"	0.046"	Stainless	Straight
ERC-4 (F-125 ONLY)	3515-00827	9.5"	1.75"	0.046"	Stainless	Straight
MDL	3515-00975	3"	0.75"	0.025"	Spring Steel	Razor
	3515-02285	3.25"	0.75"	0.015"	Stainless	Razor
	MZ8052-0015	1.5"	0.56"	0.004"	Stainless	Razor
	MZ8052-0016	1.5"	0.56"	0.010"	Stainless	Razor
	71311853	1.5"	0.312"	0.010"	Stainless	Razor
	3515-00053	1.5"	0.312"	0.010"	Stainless	Injector
ODC	3515-30224-1	7.25"	1.745"	0.025"	Spring Steel	Straight
ODC-1	3515-00975	3"	0.75"	0.025"	Spring Steel	Straight
ODC-2	3515-02285	3.25"	0.750"	0.015"	Stainless	Straight
	3515-02102	7.0625"	2.0625"	0.025"	Spring Steel	Straight
	3515-01742	7.125"	2.0625"	0.046"	Stainless	Curved
Pencil Blade	71303206	3.125"	1.313"	0.010"	Spring Steel	Double Edge
PSC-20 / SSC-2 /	3515-30088	5.875"	1.4375"	0.010"	Stainless	Straight
VSC-20	3515-30096	5.875"	1.4375"	0.015"	Stainless	Straight
	3515-30104	5.875"	1.4375"	0.020"	Stainless	Straight
	3515-30016	5.875"	1.875"	0.025"	Stainless	Straight
	3515-30064	6.125"	2.625"	0.010"	Stainless	Curved
	3515-30072	6.125"	2.625"	0.015"	Stainless	Curved
	3515-30080	6.125"	2.625"	0.020"	Stainless	Curved
	3515-30032	6.125"	2.625"	0.025"	Stainless	Curved
	3515-30024	6.62"	2.12"	0.025"	Stainless	Straight
	3515-30024-1	6.62"	2.12"	0.025"	Spring Steel	Straight
PSC-20 / SSC-2 /	3515-30128	6.75"	1.5625"	0.020"	Stainless	Straight
VSC-30	3515-30112	7.125"	3.4375"	0.020"	Stainless	Curved
	3515-30040	7.125"	3.4375"	0.025"	Stainless	Curved
	3515-30120	7.125"	3.4375"	0.031"	Stainless	Curved
RC-2	3515-00029	2.25"	0.75"	0.015"	Stainless	Straight
	3515-00045	6"	0.312"	0.010"	Carbon Steel	Straight
RC-2 / RC-4	3515-01807	1.625"	0.75"	0.037"	Stainless	Straight
	3515-30184	2"	0.75"	0.025"	Carbide	Straight
RC-2 / RC-4 / SC-5	3515-30192	3.0625"	0.625"	0.014"	M-2 Steel	Batwing




3515-00193




3515-00975



3515-30112




3515-00045



3515-01807

**Cutter Blades** (continued)


Used On	Part Number	Length	Width	Thickness	Material	Style
SCE / SCX / PSC	7130320101	6.679"	3.585"	0.015"	Spring Steel	Curved
	7130320102	6.679"	3.585"	0.025"	Spring Steel	Curved
	7130320103	6.679"	3.585"	0.032"	Spring Steel	Curved
SCE / SCX5	7130320301	7.483"	3.163"	0.025"	Spring Steel	Straight
	7130320302	7.483"	3.163"	0.032"	Spring Steel	Straight
	7130320201	8.105"	3.965"	0.025"	Spring Steel	Curved
	7130320202	8.105"	3.965"	0.032"	Spring Steel	Curved
	7130320203	8.105"	3.965"	0.031"	Stainless	Curved
	7130320204	8.105"	3.965"	0.042"	Spring Steel	Curved
	7130320205	8.105"	3.965"	0.050"	Spring Steel	Curved
	7130320501	8.448"	3.474"	0.025"	Spring Steel	Straight
	7130320502	8.448"	3.474"	0.032"	Spring Steel	Straight
	7130320401	9.762"	4.203"	0.025"	Spring Steel	Curved
7130320402	9.762"	4.203"	0.032"	Spring Steel	Curved	
SC-5 Sure cut	0235-30488	11.5"	5.03"	0.025"	Spring Steel	Curved
	0235-30488-01A	11.5"	5.03"	0.032"	Spring Steel	Curved
	0235-30488-01B	11.5"	5.03"	0.042"	Spring Steel	Curved
	0235-30488-01C	11.5"	5.03"	0.050"	Spring Steel	Curved
	0235-30488-01D	11.5"	5.03"	0.062"	Spring Steel	Curved
	0235-30488-02	11.5"	5.58"	0.025"	Spring Steel	Curved
	0235-30488-02A	11.5"	5.58"	0.032"	Spring Steel	Curved
	0235-30488-02B	11.5"	5.58"	0.042"	Spring Steel	Curved
	0235-30488-02C	11.5"	5.58"	0.050"	Spring Steel	Curved
	0235-30488-02D	11.5"	5.58"	0.062"	Spring Steel	Curved
	0235-30496	9.5"	4.08"	0.025"	Spring Steel	Straight
	0235-30496-01	9.0"	4.08"	0.025"	Spring Steel	Straight
	0235-30496-1	6.48"	4.08"	0.025"	Spring Steel	Straight
	0235-30496-2	8.33"	4.08"	0.025"	Spring Steel	Straight
	0235-30560-2	11.15"	5.58"	0.042"	Spring Steel	Curved
	0235-30560-1	10.14"	5.58"	0.042"	Spring Steel	Curved
	0235-30568-3	9.5"	4.08"	0.031"	Spring Steel	Straight
	0235-30568-2	8.33"	4.08"	0.031"	Spring Steel	Straight
	0235-30568-1	6.48"	4.08"	0.031"	Spring Steel	Straight
	7130150303	9.25"	4.0625"	0.041"	Spring Steel	Straight
	7130150302	9.25"	4.0625"	0.031"	Spring Steel	Straight
	7130150301	9.25"	4.0625"	0.025"	Spring Steel	Straight
	7130150203	8.3437"	3.3125"	0.041"	Spring Steel	Straight
	7130150202	8.3437"	3.3125"	0.031"	Spring Steel	Straight
	7130150201	8.3437"	3.3125"	0.025"	Spring Steel	Straight
7130150103	6.5"	3.0937"	0.041"	Spring Steel	Straight	
7130150102	6.5"	3.0937"	0.031"	Spring Steel	Straight	
7130150101	6.5"	3.0937"	0.025"	Spring Steel	Straight	




7130320102



7130320302



7130320202




7130320401




7130320502

**Cutter Blades** (continued)

Used On	Part Number	Length	Width	Thickness	Material	Style
Serrated Blade	71303208	3.346"	0.362"	0.016"	Razor Blade	Straight
	71303207	10.75"	5.625"	0.020"	Spring Steel	Serrated
Straw Wrapper	3515-00223	0.875"	0.312"	0.025"	Stainless	Straight
TPC Series	MZ19-25632-1319	1.75"	0.38"	0.026"	A2 Tool Steel	Straight
	MZ05-175-1305	0.960"	0.697"	0.024"	Razor Blade	Straight



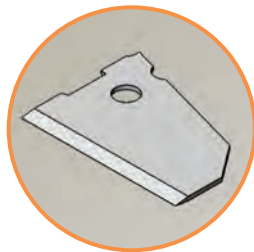
71303207




71303208



MZ19-25632-1319




MZ05-175-1305



3515-00223


Used On	Part Number	OD	Bore	Thickness	Material
TPC Series	MZ05-175-1300	28 mm	0.379"	0.012"	Spring Steel
	MZ05-175-1301	18 mm	0.313"	0.012"	Spring Steel
	MZ8053-0184	18 mm	Hex Bore	0.012"	Spring Steel
	MZ05-175-1304	45 mm	0.313"	0.012"	Spring Steel
	VPKNF-3	45 mm	0.501"	0.031"	Spring Steel
	MZ05-175-1306	45 mm	0.501"	0.012"	Spring Steel




MZ205-175-1300




MZ205-175-1301



MZ05-175-1304



MZ8053-0184



VPKNF - 3




MZ05-175-1306

## TPC Planetary Cutter

Part Number	Item	Size/Description
MZ8131-0021	Pneumatic Cylinder	1-1/16" Bore x 1" Stroke
MZ8378-0263	Timing Belt	AT10 BFX, 25 mm Wide
MZ8277-0221	Planetary Reducer	3:1 Ratio (cutter)
MZ8277-0010	Planetary Reducer	16:1 (Ratio table)
MZ8139-0010	Cassette	15 mm GDL, with Felt WIP
MZ8139-0007	Linear Rail	15 mm Wide x 1055 mm Long
MZ8377-0133	Synchronizing Belt	8 mm x 50 mm x 2400 mm
MZ8032-0444	Pillow Block Bearing	1-1/4"
MZ8028-0009	V-Groove Bearing	
MZ8295-1015	Cam Roller	1" O.D.
MZ8295-1017	Cam Roller	3/8" O.D.
MZ8028-0012	Ball Bearing	Precision Shielded
MZ8028-0206	Ball Bearing	1/8" x 3/8" x 5/32"
MZ8147-0007	Knob, 4 Prong	1/4-20 x 1" SS
8368-0021	Bushing	QD SH x 1" Bore
MZ8500-0011	Drive Ring for 3 head machine	
MZ8500-0010	Main hub for 3 head machine	
MZ8500-0015	Guard Switches	
MZ8500-0017	Motor Pulley for 2-5	
MZ8500-0018	Belt Idler - Long	
MZ8500-0022	Actiration Weight 2-5 machine	
MZ8500-0023	Counterbalance weight	
MZ05-175-1300	2.5" Round Blade	28 mm
MZ6000-0133	Fan Filter	
MZ7000-0013	Filter/reg	
MZ8011-0002	Lock-Tite® Kit	
MZ6000-0121-WC	Enclosure	Enclosure, 24" x 24" x 12" with Cutouts
MZ6000-0152		Subplate, 24" x 24"
MZ6000-0124	Fan	Vent Fan, 24 VDC, 34CFM
MZ6000-0133	Vent	Fan Filter, NEMA 14" SQ
MZ6150-0016	Gland	Cable Entry Sealing Gland, 4 Cables
MZ6010-0122-1	Disconnect	Disconnect, 60A, 600V, IEC
MZ6010-0124-1		Disconnect Handle, Red/Yellow
MZ6010-0127-1		Disconnect Shaft, 330 mm
MZ6160-0012		Cord, SOOW, 4cond, 14 AWG, 600V, 15A, UL
MZ6070-0004	Grounding	Terminal, Grounding, #4-#12 AWG




MZ8147-0007



8368-0021



MZ8500-0011



MZ8500-0010



MZ8500-0017



MZ8500-0018

**TPC Planetary Cutter** (continued)

Part Number	Item	Size/Description
MZ6070-0033	Terminal 1	Terminal, Dual Circuit, 20A, 300V, #20-#12 AWG
MZ6070-0034		Terminal, End Barrier, Dual Circuit, 20A
MZ6070-0003		Terminal, Grounding, #22-#12 AWG
MZ6070-0005		Terminal, End Clamp
MZ6070-0009	Terminal 1	Terminal, Din 3 Rail, 35 mm
MZ6070-0035		Terminal, Jumper, 12 pole, 5 mm
MZ6070-0036		Terminal, Marker, Blank, 5 mm
MZ6070-0000	Terminal 2	Terminal, 30A, 600V, #22-#10 AWG
MZ6070-0003		Terminal, Grounding, #22-#12 AWG
MZ6070-0005		Terminal, End Clamp
MZ6070-0012		Terminal, Marker, Blank, 6 mm
MZ6070-0023	Duct	Wire Duct, 1"W x 3"H x 6'
MZ6070-0024		Wire Duct Cover, 1"W x 6'
MZ6010-0006	1CB	Fuse, 4A, 600V, Time Delay
MZ6020-0103	1 MC	Contact, 24 VDC, 3.0/5.0 Hp, 20 Amp
MZ6130-0015		Diode, Rectifier, 1N4006, 1A, 800V
MZ6050-0038	1PM	Servo Supply, 12.5/25 kW
MZ6050-0042	Amplifier 1	Servo Drive, 230/460 VAC, 4.2/8.3 kW, 10A
MZ6050-0071		Servo Module, Control, FM-4E
MZ6160-0036		Cable, CAT 5E, Ethernet, 7 ft.
MZ6050-0058	Cable 1	Servo Cable, Command, 5 ft., EN
MZ6050-0068	Cable 2	Servo Cable, MTR PWR, 3 m
MZ6050-0062	Cable 3	Servo Cable Encoder, 3 m, MDS-FM MTR
MZ6050-0129	Motor 1	Servo Motor, 460 VAC, 4.8A, 3.25 Hp
MZ6050-0042	Amplifier 2	Servo Drive, 230/460 VAC, 4.2/8.3 kW, 10A
MZ6050-0071		Servo Module Control, FM-4E
MZ6160-0036		Cable CAT5E, Ethernet, 7 ft.
MZ6050-0058	Cable 1	Servo Cable, Command, 5 ft., EN
MZ6050-0068	Cable 4	Servo Cable, MTR PWR, 3 m
MZ6050-0062	Cable 5	Servo Cable, Encoder, 3 m, MDS-FM MTR
MZ6050-0129	Motor 2	Servo Motor, 460 VAC, 4.8A, 3.25 Hp
MZ6060-0039	Power Supply	Supply, 380-480 VAC, 24 VDC, 4.2A
MZ6010-0077	6CB	Breaker, 6A, 277V, 1 Pole
27701401	1 SR	Relay Safety, 24 VAC/DC, 1.5W, 2 No Dual Channel, Time Delay
MZ6130-0015		Diode Rectifier, 1N4006, 1A, 800V
MZ6080-0028	1, 2 CR	Relay, 24 VDC, 1-250 VAC Out at 6A

**TPC Planetary Cutter** (continued)


Part Number	Item	Size/Description
MZ6130-0015	1, 2 CR	Diode Rectifier, 1N4006, 1A, 800V
MZ6100-0031	1 ESW	Switch, Ethernet, 5Port, RJ45, 10/100 MBPS
MZ6000-0162	Enclosure 2	Enclosure, 12" x 12" x 6", Type 4
MZ6000-0158		Subplate, 12" x 12"
MZ6000-0088		Pendant, Flange Elbow
MZ8145-0103		Handle, Bridge Style; 9" Length
MZ6160-0052		Cable CTRL,18COND, 18 AWG, 600V
MZ6090-0019	1PB	PB Head, 22.5 mm, Red, Mushroom
MZ6090-0025		Operator, Latch, 22.5 mm
MZ6090-0027		Contact Block, 22.5 mm, 1NC
MZ6090-0005	2 PBL	Illum PB.head 22.5 mm Red
MZ6090-0011		Latch/Light MOD, 22.5 mm, Red
MZ6090-0001	1 LT	Pilot LT, Head, 22.5 mm, Red
MZ6090-0011		Latch/Light MOD, 22.5 mm, Red
MZ6100-0043	HMI	HMI, 7.0", Color, Touchscreen
105555109		HMI Overlay Graphic
MZ6160-0024		Cable CAT5E, Ethernet, 15 ft.
MZ6140-0018	1 PRS	PROX Inductive, 12 mm, PNP, NO
MZ6140-0021		PROX Cable, 5 m, M12, 3 Pin, 90-degree
MZ6140-0018	3 PRS	PROX Inductive, 12 mm, PNP, NO
MZ6140-0017		PROX Cable, 5 m, M8, 3 Pin, 90-degree
MZ6160-0028	Track	Cable Track, 1" x 3.0" x 4', 3.74" R
MZ6160-0059	3 RECP	Cable Assembly, Encoder, Female Panel Mount
MZ6150-0035	4 PL	Plug, Female, 3P, 3 Wire, 12A, 600V
MZ6150-0036	4 RECP	Recpt, Male, 3P, 3 Wire, 8A, 600V
MZ65-175-1303		Knife Holder
MZ05-175-1302		Knife Holder
MZ7020-0058	1 SOL	Valve Control, 1/8", 5/2, 24 VDC
MZ7020-0045		Connector Cable, 3 Pin, 24 VAC/DC, Lighted
MZ6160-0063 - 20 ft., 40 ft., 80 ft.	1 ENC	Cable Assembly, Encoder, Male/Male Ends
MZ7000-0013	1 REG	Filter/Reg, 1/4", 150PSI, 14SCFM
MZ7020-0044		Valve Ball, 1/4", Locking, Vented
MZ30-25675-1325		Knife Holder Cover Plate
MZ30-25675-1327		Inner Ring



MZ65-173-1303



MZ30-25675-1325



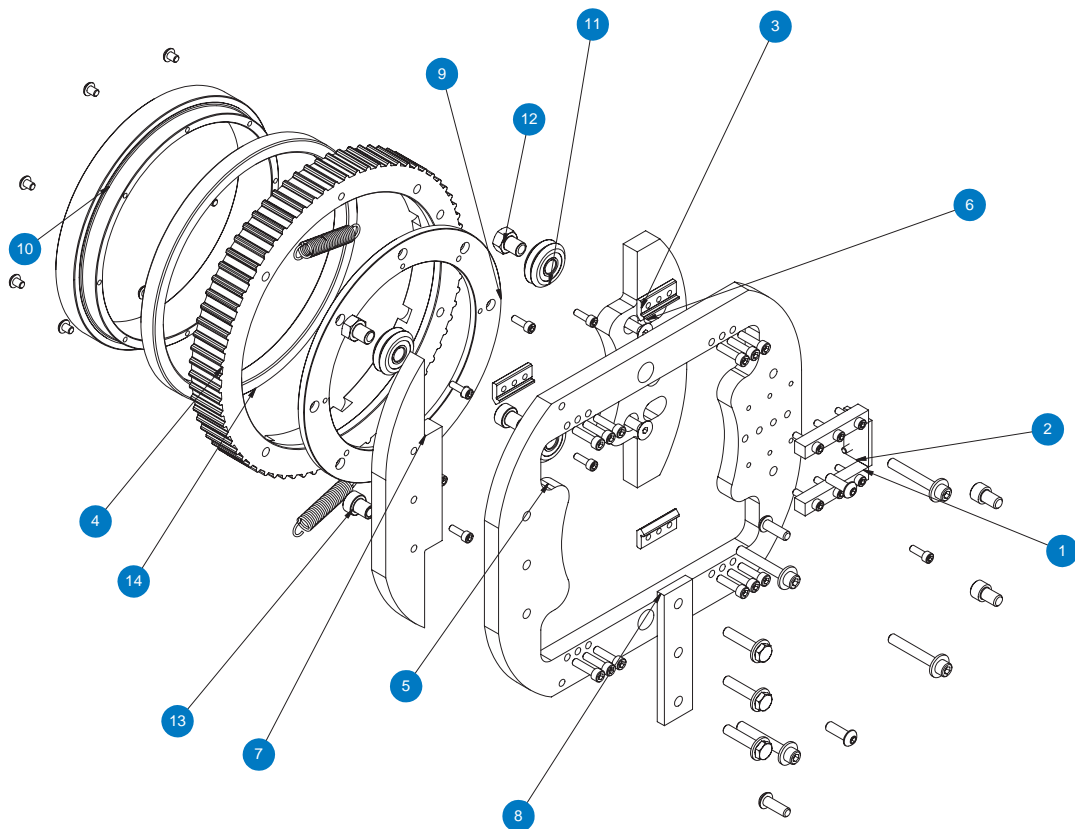
MZ30-25675-1327

## TPC Planetary Cutter

Item	Part Number	Description	Material
1	MZ30-500-1315_A	Blade Holder Guide	304 Stainless Steel
2	MZ30-500-1316_A	Stop Plate	304 Stainless Steel
3	MZ30-500-1323_A	Linear Guide Track	Tool Steel
4	MZ30-500-1324_A	Driven Ring	6061-T6 Aluminum
5	MZ30-500-1325_B	Slide	6061-T6 Aluminum
6	MZ30-500-1326_C	Counter Weight	1018 CRS
7	MZ30-500-1327_A	Activation Weight	1018 CRS
8	MZ30-500-1328_A	Activation Weight	1018 CRS
9	MZ30-500-1329_D	BRG. Securing Ring	6061-T6 Aluminum
10	MZ30-500-1330_A	Inner Ring	6061-T6 Aluminum
11	MZ8028-0009	BRG. -Ball, V-Groove	304 Stainless Steel
12	MZ8295-1016	Cam Roller 3/8" OD	304 Stainless Steel
13	MZ8295-1017	Cam Roller 3/8" OD	304 Stainless Steel
14	MZ8028-0012	BRG, Ball, Precision Shielded	Carbon Steel
15	MZ30-500-1102	Cutter Head Assembly	



MZ30-500-1102



## Saw Blades

Model	Part Number	Description
MST-4	315-040-2005	12" Dia. 100 Tooth
MST-6	315-040-2006	18" Dia. 120 Tooth
MST-8	315-040-2029	24" Dia. 140 Tooth
CTS-5	2667760107	18" Dia. 48 Tooth
	2667760102	18" Dia. 120 Tooth
CTS-7	2667760207	23" Dia. 60 Tooth
	2667760202	23" Dia. 152 Tooth
CTS-9	2667760307	27" Dia. 72 Tooth
	2667760302	27" Dia. 180 Tooth
UC 4-18	3514-00025	16" Dia. 120 Tooth Carbide
	3517-00352	16" Dia. 300 Tooth Stainless Steel

Model	Part Number	Description
UC 7-24 /	3514-00033	20" Dia. 140 Tooth Carbide
CS-7	3517-00042	20" Dia. 400 Tooth Stainless Steel
UC 9-24	0228-31200	22" Dia. 60 Tooth
	3517-30008	22" Dia. 300 Tooth
HS 2-424	3514-00076	10" Dia. 96 Tooth Carbide
CS-13	3514-00041	32" Dia. 220 Tooth Carbide
Miscellaneous saw blades	315-040-2007	24" Dia. 140 Tooth 1" Bore
	315-040-2029-1	24" Dia. 180 Tooth 1" Bore
	315-040-2038	24" Dia. 220 Tooth 1" Bore

## TS Up Cut Saw Blade

Model	Part Number	Description
524	MZ8054-0010	18" Diameter, 130 Tooth
724	MZ8054-0020	22" Diameter, 120 Tooth
920	MZ8054-0030	27" Diameter, 240 Tooth

## TS Up Cut Cylinder

Model	Part Number	Description
524	MZ8131-0131	2" Bore x 9" Stroke
724	MZ8131-0144	2" Bore x 12" Stroke
920	MZ8131-0157	2-1/2" Bore x 14" Stroke

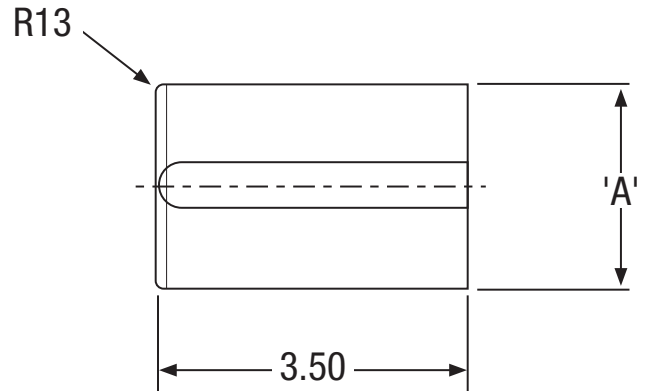
## Floating Boom Kit

Part Number	Description
MZ8999-0186KIT	Floating Upper Beam Pneumatic Kit

## Cutter Bushing

### Model CSC, SC

Part Number	Dimension 'A' (inches)	Material
0235-30432-2.25	2.246 ± .002	Cold Rolled Steel
0235-30432-3.25	3.246 ± .002	Cold Rolled Steel
0235-30432-4.25	4.246 ± .002	Cold Rolled Steel
0235-30432-5.25	5.246 ± .002	Cold Rolled Steel
0235-30432-4.50	4.496 ± .002	Cold Rolled Steel
0235-30432-2.25-S	2.246 ± .002	Stainless Steel
0235-30432-3.25-S	3.246 ± .002	Stainless Steel
0235-30432-4.25-S	4.246 ± .002	Stainless Steel
0235-30432-5.25-S	5.246 ± .002	Stainless Steel



## MedLine Cutter Bushings

### Model MDL / CPC

Part Number	Dimensions	Material
71103007	3/4" SET	Stainless Steel
MZ05-115-1303	1-1/4" SET	Stainless Steel
0235-30432-2255	2-1/4" SET	Stainless Steel

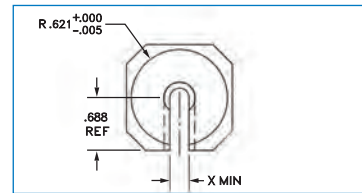
**Note:** For set 2 required.



71103007

## Pinch Roll Parts

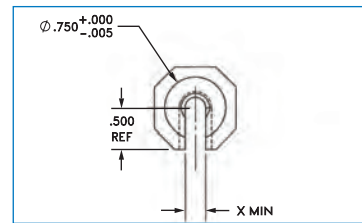
Type	Part Number	Description
Pinch Roll Bushing	MZ05-185-1320	3-6" W and 1-3" W
	MZ05-185-1321	2-4" W
Pinch Roll Rollers	A5002D008-1	3-6" W, STD Urethane Cover
	A5002D008-2	3-6" W, Solid Stainless Steel, FDA for Sticky materials
	A5002D008-3	3-6" W Solid Aluminum, Hard Anodized
	A5002D008-4	3-6" W FDA White Nitrial
Cutter Housing Conversion Kit	MZ8999-0267	3/4" to 1.5" for Bushing



MZ05-185-1320

-1=	.0625
-2=	.1250
-3=	.1875
-4=	.2500
-5=	.3125
-6=	.3750


= X




MZ05-185-1321

-1=	.0623
-2=	.125
-3=	.188
-4=	.250
-5=	.313
-6=	.375

= X




Pinch Roll Bushing




Pinch Roll Rollers

## MedLine Puller / Cutter Parts

Type	Part Number	Description
Servo Boom	MZ8277-0207	15:1, All MedLine models
	MZ8277-0215	Planetary Reducer 10:1
Servo Motor	MZ6050-0132	230 VAC, 8.31A, 3.24 Hp
	MZ6050-0129	460 VAC, 4.8A, 3.25 Hp
Puller Gearbox	MZ8277-0207	15:1, 1" x 12" Dual Drive
	MZ8277-0011	2:1, 2" x 12" Dual Drive
	MZ8281-0011	9:1, 2" x 12" Single Drive
	MZ8277-0006	4:1, 3" x 6" P.R.
	MZ8277-0004	2:1, 3" x 6" P.R.



Servo Cutter Motor



Servo Motor


Gearbox

## MedLine Puller / Cutter Parts (continued)

Type	Part Number	Description
Enclosure for MedLine	26107010P01	1-12 Unit
- Safety Guarding	26202L010P01	2-12 Unit

**Note:** This kit requires hole drilling and fabrication for mounting.


Encoder Kit	MZ6140-0060	Encoder, Incremental, 6000PPR
	1545-30096	Encoder Wheel, 1 foot
	71301810	Encoder Arm
	71301811	Encoder Bracket



MedLine Enclosure



Encoder Kit



## MedLine Puller / Cutter Mister Canister Parts

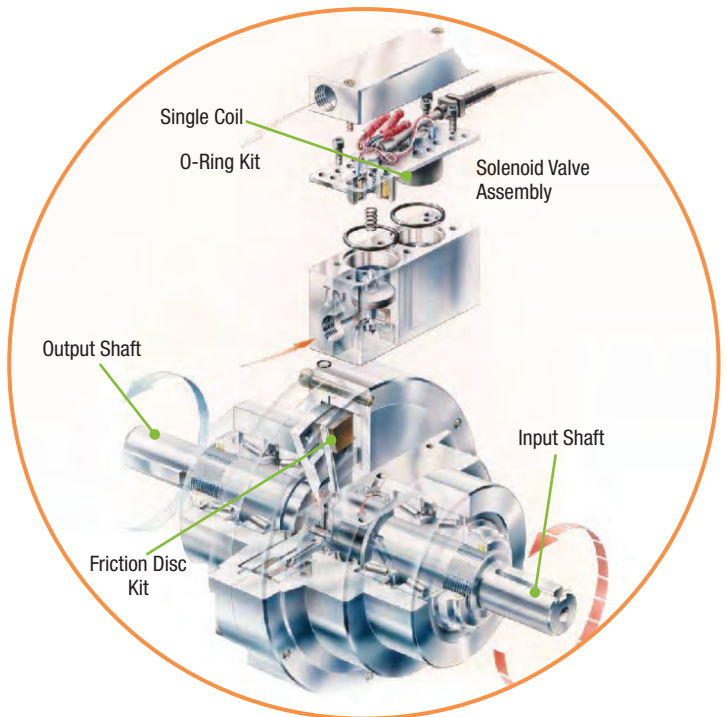
Part Number	Description
71311847	Mister Parts Kit
71311846	Valve
24992L040P111	Tank



Part Number	Description
0235-30232	Master Mister
FTG-00115	Air Fitting Straight
FTG-00099	Air Fitting 90 degree
5551-00097	Air Regulator
24101604	Air Hose 1 ft

## Clutch Brake

Part Number	Description
3550-30008	Clutch/Brake
84647	Single Coil
3552-30008	Solenoid Valve Assembly
3552-30004	O-Ring Kit
3550-30008-01	Input Shaft
3550-30008-02	Output Shaft
3552-30000	Friction Disc Kit



Clutch Brake

## High Speed Switch and Timing Boards

Part Number	Description
1620-00171	Hi-speed Switch (ODC/ERC)
1620-30032	Hi-speed Switch (Older ERC's)
1620-00074	For Electric/Magnetic Clutch
1620-00082	For Vacuum/ Pneumatic Clutch
1620-00236	(SRB-3102) Hi-speed Switch



Old Style




New Style

## ATC Coiler Parts


Description
Coiler Belt
Hose
Shaft Bushing
Turret Pulley and Bushing
Pulley and Bearing
Spindle Block




Coiler Belt



Hose



Shaft Bushing




Turret Pulley and Bushing



Pulley and Bearing



Spindle Block



**Note:** Available in 8-inch, 12-inch, 24-inch and custom sizes.

**Note:** Part numbers will vary for these parts based on your Coiler model and build date. Contact Conair Parts Department for parts lists based on your unit's serial number.

### CSC Blade Wipe Kit

Part Number	Description
5530-30000	Oiler-Adj. Gravity 1/2 gallon
71216234	Blade Wipe



Oiler



Blade Wipe

### Gearbox Assembly for 4-26 and 6-39 Vertical Drive Pullers (Old Style)

Part Number	Description
63901A00	Upper / Lower Gear Box Assembly



### Puller Timing Belts

Model Number	Part Number	Description
3-20	3512-01709	Timing Belt, Double Sided 20 mm Wide
3-20	P17p	Timing Belt, Double Sided 30 mm Wide
4-26	P17c	Timing Belt, Double Sided 30 mm Wide
6-39	P17c	Timing Belt, Double Sided 30 mm Wide



## MedLine Puller / Cutter Digital Belt Gap Readout Kit

Belt gap readout kit with mounts

Part Number	Description
MZ8400-0135	Measurement Unit (0 - 10" range)
MZ29-26173-1300	Belt Gap Readout Bracket Belt Gap Measurement Plate
26076L010P01	Unit Mount for Most Applications (some hole drilling is required)





## Digital Belt Gap Readout Kit

Part Number	Description
357630096PH	Kit package contains the Display, Upper Mounting Bracket, Readout Mounting Bracket and Lower Mounting Bracket.
MZ8400-0135	Readout Display
0235-30802	Upper Mounting Bracket
17309501	Readout Mounting Bracket
0235-30803	Lower Mounting Bracket

## Puller Belts

Model	Part Number	Belt Type	Material	Durometer	Cover Thickness	Color
MedLine / MDL	MZ8379-0037	Poly-V	FDA	60	3 mm	White
	MZ8379-0700	Poly-V	Nitrile	70	6 mm	White
	MZ8379-0043	Poly-V	Neoprene	40	10 mm	Tan
1-12/MDL	17305104	Goodyear, White Urethane	Natural Rubber	50-55	2 mm	White
	17305105	Goodyear, White Urethane	Sponge/Natural Rubber	25-30	4 mm	White
	17305106	Goodyear, Black Neoprene	Sponge/Natural Rubber	25-30	4 mm	White
	17305107	Goodyear, White Urethane	Nitrile	60	2 mm	White
	17305108	Goodyear, White Urethane	Wet Suite	60-80	4 mm	Blue
	17305109	Goodyear, White Urethane	EDPM	55	4 mm	Gray
	17305110	Goodyear, Black Neoprene	Sponge	45-65	3 mm	Black
	17305111	Goodyear, White Urethane	Sponge	45-65	2 mm	Tan
2-12	MZ8375-0072	Flat	Nitrile	60	3 mm	Green
	MZ8379-0027	Poly-V	Natural Rubber	40	6 mm	Tan
	MZ8379-0028	Poly-V	FDA Sponge	60	6 mm	White
	MZ8379-0030	Poly-V	Nitrile	25	6 mm	Tan
	MZ8379-0031	Poly-V	Sponge	70	6 mm	White
	MZ8379-0033	Poly-V	Natural Rubber	60	3 mm	Red
	MZ8379-0034	Poly-V	Nitrile	70	3 mm	Tan
	MZ8379-0035	Poly-V	FDA Seamless	55	2 mm	White
	MZ8379-0036	Poly-V	FDA Nitrile	65	3 mm	Tan
	MZ8379-0037	Poly-V	FDA Nitrile	60	3 mm	White
2-12/MDL	MZ8379-0039	Poly-V	Nitrile	60	3 mm	White
	MZ8379-0043	Poly-V	Neoprene	40	10 mm	Tan
	MZ8379-0700	Poly-V	Nitrile	70		White
	17305101	Poly-V	Natural Rubber	35	3 mm	White
	17305102	Poly-V	Nitrile	60	3 mm	White
2-18	17305103	Poly-V	Natural Rubber	55	2 mm	Green
	MZ8379-0041	Poly-V	FDA Nitrile	55	10 mm	Tan



Puller Belts

**Puller Belts** (continued)

Model	Part Number	Belt Type	Material	Durometer	Cover Thickness	Color
3-20	17304701	Poly-V	Neoprene	40	6 mm	White
	17304702	Poly-V	Nitrile	60	6 mm	White
	3511-30008	Poly-V	Natural Rubber	40	8 mm	Green
	3511-30120	Poly-V	Dual Material	50	8 mm	Brown
	3511-30112	Poly-V	Natural Rubber	55	6 mm	Green
	17304706	Poly-V	Poly Urethane	70	6 mm	Green
	17303901	Flat	Natural Rubber	40	0.193"	Tan
	17303903	Flat	Poly Urethane	70	0.193"	Green
	17303909	Flat	Poly Urethane	55	0.193"	Green
	17303910	Flat	Natural Rubber	70	0.150"	Red
	MZ8379-0250	Poly-V	Nitrile	55	5 mm	White
4-12	MZ8379-0038	Poly-V	Natural Rubber	40	6 mm	Tan
4-20	MZ8379-0175	Poly-V	Natural Rubber	40	12 mm	Tan
4-25	315-081-3154	Poly-V	Natural Rubber	40	0.50"	Tan/Brown
	315-081-3254	Poly-V	EPDM	60	0.50"	Red
	315-081-3169	Poly-V	EPDM	70	0.50"	White
4-26	3511-30032	Poly-V	Natural Rubber	70	8 mm	Red
	3511-30040	Poly-V	Natural Rubber	35-40	8 mm	White
	17304606	Poly-V	Nitrile	55	8 mm	White
	3511-30016	Poly-V	Natural Rubber	40	8 mm	Tan
	3511-30128	Poly-V	Dual Material	50	10 mm	Brown
	17304604	Please refer to model high speed, part number 17304603				
	17303904	Flat	Natural Rubber	40	0.193"	Tan
	17303905	Flat	Natural Rubber	55	0.193"	Green
	17303906	Flat	Poly Urethane	70	0.193"	Green
	17303907	Flat	Nitrile	60	0.150"	White
	MZ8379-0156	Flat	Urethane	70	3 mm	Blue
4-30	MZ8379-0053	Poly-V	Urethane	75	6 mm	Black
	MZ8379-0066		Natural Rubber	55	10 mm	Tan
4-39	MZ8376-0030	Poly-V	Poly Urethane	70	8 mm	Green
	MZ8376-0031	Poly-V	Grooved Poly Urethane	70	8 mm	Green
	MZ8379-0157	Poly-V	Neoprene	55	10 mm	Tan
	MZ8379-0158	Poly-V	Neoprene	55	10 mm	Tan
4-40	MZ8379-0109	Poly-V	Natural Rubber	40	12 mm	Tan

**Puller Belts** (continued)

Model	Part Number	Belt Type	Material	Durometer	Cover Thickness	Color
High Speed	17304603	Poly-V	Poly Urethane	55	8 mm	Green
	1730390801	Flat	Natural Rubber	55	0.150"	Green
6-25	315-081-3157	Poly-V	Natural Rubber	40	0.50"	Tan/Brown
	315-081-3257	Poly-V	EPDM	60	0.50"	Red
6-36	315-081-3258	Poly-V	EPDM	60	0.50"	Red
6-39	3511-30056	Poly-V	Natural Rubber	35 - 40	8 mm	White
	3511-30024	Poly-V	Natural Rubber	40	8 mm	Tan
	3511-30136	Poly-V	Dual Material	50	10 mm	Brown
	3511-30096	Poly-V	Natural Rubber	55	8 mm	Green
	17304805	Poly-V	Urethane	70	8 mm	Green
6-40	MZ8379-0110	Poly-V	Natural Rubber	40	12 mm	Tan
	MZ8379-0275	Poly-V	Urethane	50	10 mm	Green
6-48	315-081-3159	Poly-V	Natural Rubber	40	0.50"	Tan/Brown
	315-081-3259	Poly-V	EPDM	60	0.50"	Red
6-50	MZ8379-0155	Poly-V	Natural Rubber	40	12 mm	Tan
8-36	3511-30152	Poly-V	Natural Rubber	40	8 mm	Tan
	3511-30160	Poly-V	Natural Rubber	50-55	8 mm	Tan/Brown
8-39	3511-30152	Poly-V	Natural Rubber	40	8 mm	Tan
	3511-30160	Poly-V	Natural Rubber	55	8 mm	Green
	3511-30168	Poly-V	Natural Rubber	70	8 mm	Red
	17304903	Poly-V	Poly Urethane	55	8 mm	Green
	17304904	Poly-V	Poly Urethane	70	8 mm	Green
	3511-30144	Poly-V	Natural Rubber	50	25.54"	Brown
8-50	MZ8379-0160	Poly-V	Natural Rubber	40	12 mm	Tan
12-36	315-081-2054	Poly-V	Natural Rubber	40-55	N/A	Tan/Brown
18-42	MZ8379-0001	Poly-V	Urethane	70-80	15 mm	Green
203-4/26	3510-01426	Flat	Neoprene	70	0.325"	Black
	3510-01574	Flat	Natural Rubber	40	0.325"	Tan
205-4	3510-00012	Flat	Natural Rubber	40	0.325"	Tan
	3510-00144	Flat	Neoprene	70	0.325"	Black
	3510-00128	Flat	ATS	N/A	0.125"	Green
	3510-00713	Flat	FDA	N/A	0.125"	White
205-6	3510-00284	Flat	Neoprene	70	0.375"	Black
	3510-01183	Flat	Natural Rubber	40	0.325"	Gray
210-6P	3510-00047	Flat	Natural Rubber	40	0.325"	Tan
	3510-00071	Flat	Natural Rubber	60	0.375"	Tan
	315-081-3257	Poly-V	EPDM	60	0.50"	Red

## Puller Cleats

Model	Size	Quick Change	Standard	Durometer	Color
PC4	4" x 1"		3151004010R65AR	65	Red
PC5	5" x 1"		3151005010R65AR	65	Red
PC6	6" x 1"		3151006010R65A	65	Beige
	6" x 1.5"		3151006015R65A	65	Beige
	6" x 2"		3151006020R65A	65	Beige
PC8	8" x 1"	17101901	3151008010R55AB	55	Beige
	8" x 1"		3151008010R65AB	65	Beige
	8" x 1"		3151008010R65ABK	65	Black
	8" x 1.5"	17101902	3151008015R65AB	65	Beige
	8" x 1.5"		3151008015R65ABK	65	Black
	8" x 2"	17101903	3151008020R65AB	65	Beige
PC10	10" x 1.5"	17101904	3151001015Q65AB	65	Beige
	10" x 2"	17101905	3151001020Q65AB	65	Beige
	10" x 3"		3151001030Q65AB	65	Beige
	10" x 3"	17101906	3151001030Q65ABL	65	Blue
PC12	12" x 1"		3151001210R65AB	65	Beige
	12" x 1.5"		3151001215R65AB	65	Beige
	12" x 2"		3151001220R65AB	65	Beige
PC18	18" x 1"		3151001810NEO	65	Neoprene
	18" x 1"		3151001810R65AB	65	Beige
	18" x 1"		3151001810R65ABK	65	Black
	18" x 1.5"		3151001815R65AB	65	Beige
	18" x 2"		3151001820R65AB	65	Beige
PC27	27" x 1"		3151002710R65ABK	65	Black

Model	Size	Standard	V-Cleats Low/High	Flat Cleats Low/High	Durometer	Color
Gatto Pullers					63	Black
206, 207, 208, 412	3.375" x 1.1875"		0813-00199		45	Tan
					63	Black
					45/50	Tan
					63	Black
Special High Temperature Cleat			0817-00576		95	Clear

**Note:** Chain for the PC & Gatto Pullers: 315-082-2006  
Master Link: 315-082-2019



## Extrusion Motors

### Pullers (For Models before 2009)

Part Number	Description	Voltage	Hp	RPM
<b>For Models: 3-20 / 4-26 / 6-39 / PB 6-48 / 8-48 / 12-36 / PC 6-36</b>				
26672704	Motor Inverter 143TC	230/460	1	1725
26672705	Motor Inverter 145TC	230/460	1.5	1725
26672706	Motor Inverter 145TC	230/460	2	1750
26672707	Motor Inverter 182TC	230/460	3	1750
20974105	Servo Motor 143C	230	2.46	3000
<b>For Models: PC 8-50 / 8-60 / 8-84 / 8-96 / 12-60 / 18-60</b>				
315-012-6004	Motor Inverter 145TC	230/460	2	1750
315-012-6005	Motor Inverter 145TC	230/460	3	1750
<b>For Models: PC 10-96 / 10-120</b>				
315-012-9009	Motor Vector 184TC	230/460	3	1750

## Extrusion Motors

### Cutters (For Models before 2009)

Part Number	Description	Voltage	Hp	RPM
<b>For Models: SCE-2, 3, 4, 5</b>				
20974105	Servo Motor 143C	230	2.46	3000
20974101	Servo Motor 143C	230	3.75	3000
<b>For Models: SCX-2, 3, 4, 5</b>				
1579-30312	Servo Motor DXE-455 56C	230	1.95	3000
1579-30264	Servo Motor DXE-490C 56C	230	3.22	3000
<b>For Models: SC-5</b>				
1531-30360	Servo Motor DXM-6200 Metric	230	5.8	3000
<b>For Models: CSC-2, 3, 4, 5 and light models</b>				
20974117	Servo Motor Metric	230	3.54	3000
<b>For Models: ODC4PC</b>				
1579-00631	Motor, DC 180C OBS - No Replacement	180	3	1750
<b>For Models: ERC4G / RC2R</b>				
1579-00623	Motor, DC 180C	180	2	1750

## Extrusion Motors

### Saws

Part Number	Description	Voltage	Hp	RPM
<b>For Models: MST-4</b>				
315-012-0009	Motor, AC 56C	208/230/460	1.5	3450
315-012-2002	Motor, AC Brake 56C	575	1.5	3450
<b>For Models: MST-6</b>				
315-012-2005	Motor, AC Brake 184TC	575	3	1760
315-012-0025	Motor, AC 184TC	230/460	3	1725
315-012-0023	Motor, AC 184TC	575	3	1725
<b>For Models: MST-8</b>				
315-012-0032	Motor, AC 184TC	230/460	5	1725
315-012-0053	Motor, AC 184TC	575	5	1750
<b>For Models: CS</b>				
MOR-00039			5	1760
<b>For Models: CTS5, 7, 9</b>				
20974117	Servo Motor Metric	230	3.54	3000

## Quick Exhaust

Part Number	Description
315-165-1012	1/8" NPT
315-165-1011	1/4" NPT




Quick Exhaust

## Extrusion Tank Pumps / Blowers

Part Number	Hp	Description
1548-30000	0.87	Blower
1548-30096	1.7	Blower
29040515	1.75	Blower
29040516		Blower
20975401	15	Recirculation Pump
3570-00445	1	Recirculation Pump
3570-30032	1	Recirculation Pump
3570-30128	1	Recirculation Pump
3570-00445	1	Recirculation Pump
3570-00194	2	Recirculation Pump
20975402	2	Recirculation Pump
3570-00801	2	Direct Vacuum Pump
3570-30048	2	Recirculation Pump
3570-00194	2	Recirculation Pump
20975402	2	Recirculation Pump
20975408	2 / 3*	Liquid Ring Pump
3570-00771	3	Direct Vacuum Pump
3570-00666	3	Recirculation Pump
1548-30114	5.1	Blower
3570-00828	5	Direct Vacuum Pump
3570-30000	5	Recirculation Pump
20975403	5	Recirculation Pump
20975406	5 / 7*	Liquid Ring Pump
20975404	7.5	Recirculation Pump

\* Must specify which is the pump, and which is the motor.



1548-30096



29040516

## Extrusion Controls

Part Number	Description
1531-01474	Control - DC Fenner
1531-02225	Control Fenner M-Trim
1531-30240	DC Analog Card for Fenner M-Trim
1531-30376	LE650S Control
1540-30128	Control Vacuum, PAVC, 0-135", 115V
1590-30400	LE650 Control
1590-30576	Control Vacuum, PAVC, 0-200", 115V
2666750201	AC 1 Hp 230V
2666750301	AC 1 Hp 460V
2666750203	AC 2 Hp 230V
2666750303	AC 2 Hp 460V
2666930204	AC 1.5 Hp 230V
2666930205	AC 3 Hp 460V
27701305	AC 2 Hp 460V
2666930403	AC 2 Hp 460V
2666930404	AC 3 Hp 460V
315-014-4019	Baldor Drive Inverter 7.5 Hp
1531-30288	Control - DC Penta Drive
1531-30200	Control - DC Penta Drive
20974110	Module, E Series FM-3
20974116	Servo Module control, FM-4
MZ6170-0012	Control Vacuum, PAVC, 0-100", 24V
MZ6170-0030	Control Vacuum, PAVC, 0-100", 24 VDC, ODC, Min Out Metric
MZ6170-0013	Control Vacuum, PAVC, 0-200", 115
MZ6170-0014	Control Vacuum, PAVC, 0-200", 115
MZ6170-0015	Control Vacuum, PAVC, 0-200", 24V
MZ6050-0071	Servo Module Control, FM-4E
MZ6100-0021	HMI 5.7", Color, Touchscreen, G306K000
MZ6100-0022	HMI 4.3", Color, Touchscreen, G304K000
MZ6100-0027	HMI 10.4", Color, Touchscreen, G310C000
MZ6100-0034	HMI 8.0", Color, Touchscreen, G308C100
MZ6100-0043	HMI 7.0", Color, Touchscreen, G307K200



1531-02225



1590-30576



20974116



MZ6050-0071


## Tank Gaskets

Part Number	Hp	Description	Width	Length
0302-00506	DPC	6' Cover Gasket	7"	69"
0302-00492	DPC	2' Cover Gasket	7"	22"
0302-02517	DPC	5' Cover Gasket	7"	57-1/4"
0302-01987	DPC	5' Cover Gasket	7"	59-1/2"
9502-00087	DPC	2' Cover Gasket	10-3/4"	23-1/2"
9502-00079	DPC	6' Cover Gasket	11-1/2"	69-1/4"
9502-00052	DPC	2' Cover Gasket	13"	22-5/8"
9502-00362	DPC	6' Cover Gasket	13-1/2"	69-1/2"
0305-00736	DPC	2' Cover Gasket	16"	21-1/2"
0305-00744	DPC	5' Cover Gasket	15-1/16"	56-1/2"
0306-00543	DPC	2' Cover Gasket	19-1/4"	23-1/4"
0306-00578	DPC	5' Cover Gasket	19-1/4"	57-1/2"
0307-01063	DPC	2' Cover Gasket	23"	23 1/8"
0307-01071	DPC	5' Cover Gasket	23"	58 1/2"
5527-00191*	All	Window Gasket	5-3/4"	9-3/4"
9502-30296	MT/MVS	3' Gasket for Glass Lid	11"	34-1/2"
0303-32696	MT/MVS	3' Gasket for Fiberglass Lid	11-1/2"	35"
9502-30136	MT/MVS	6' Gasket for Glass Lid	11-3/8"	69-3/4"
9502-30304	MT/MVS	6' Gasket for Glass Lid	11"	70"
9502-00079	MT/MVS	6' Gasket for Fiberglass Lid	11-1/2"	69-1/4"
0302-32240	MT/MVS	3' Gasket for Fiberglass Lid	13-1/2"	35"
MZ8174-0001	MT/MVS	6' Gasket for Fiberglass Lid	15"	71"
9502-00079	MT/MVS	6' Gasket for Fiberglass Lid	11-1/2"	69-1/4"
9502-30016	HT	Front Cover Gasket	7-3/8"	23-7/8"
9502-30144	HT	Front Cover Gasket	7-5/8"	47-3/8"
9502-30024	HT	Middle Cover Gasket	7-3/8"	69-1/2"
9502-30032	HT	Rear Cover Gasket	7-3/8"	17-7/8"
0310-16373	MCB	6' Cover Gasket	14"	69-1/2"
0310-31048	MCB	6' Cover Gasket	16"	69-1/2"
0310-02607	MCB	5' Cover Gasket	14-1/16"	57-1/2"
0310-02623	MCB	5' Cover Gasket	18"	57-1/2"
0310-02615	MCB	5' Cover Gasket	16"	57-1/2"

\* 5527-00191 has 10 mounting holes.


## Quick Change Gasket Assembly

Part Number	Description
0401-30120PH	Quick Change Gasket Assembly
0401-30112PH	Quick Change Gasket Assembly
0401-00372	Quick Change Gasket Assembly
0401-00364	Quick Change Gasket Assembly
5527-00124	Red Gasket
5527-00183	Red Gasket
0401-00275	Red Gasket
0401-00267	Black Gasket
19904401	1-1/2 PVC Slip Nut




## Tank Gaskets


Part Number	Description
30318908	WT107 Tank Bulkhead Gasket
MZ15-25608-1364	Red Gasket
MZ15-25081-1345	Base Plate Seal
MZ15-25608-1365	Black Gasket
5527-00191	Gasket - Red Rubber Window Frame
0401-00836	Gasket Retainer



30318908



5527-00191



0401-00836

## Tank Gaskets


Part Number	Model	Description	Diameter	Thickness	Color	Mounting Holes	Bolt Circle Diameter
0401-00208	All Tank Models	Round Gasket	6-3/4"	1/16"	Black	6	5-1/2"
0401-00194	All Tank Models	Round Gasket	6-3/4"	1/8"	Red	6	5-1/2"
MZ8173-0066	All Tank Models	Round Gasket	8"	1/16"	Black	8	6-1/2"
0401-00089	All Tank Models	Round Gasket	8"	1/8"	Red	8	6-1/2"
0401-00224	All Tank Models	Round Gasket	10"	1/16"	Black	8	9"
0401-00216	All Tank Models	Round Gasket	10"	1/8"	Red	8	9"
0401-00232	All Tank Models	Round Gasket	12"	1/8"	Red	8	11"
0401-00259	All Tank Models	Round Gasket	12"	1/16"	Black	8	11"



0401-00216 Red



0401-00224 Black



0401-00194

Part Number	Model	Gasket Material
315-133-1002	MSBHI	Gray Gasket Material
25901710050	MSBHI	Black Foam Gasket, Adhesive Backed Weather Strip Sponge Rubber 1/2" x 1"
26659001	MSBHI	Clear Gasket Glue, Scotch Grip Industrial Plastic Adhesive
26659001	MSBHI	Black Gasket Glue, Scotch Grip Industrial Plastic Adhesive


## Tank Spray Nozzles and Parts

Part Number	Item	Description
MZ8238-0001	Nozzle Atomizing	Nozzle Atomizing, 1/4" NPT, 303 Stainless Steel
MZ8239-0004	Nozzle Spray	Nozzle Full Cone, 1/8" NPT, 316 Stainless Steel, 120-degree
MZ8239-0005	Nozzle Spray	Nozzle Full Cone, 1/8" NPT
MZ8239-0007	Nozzle Spray	Nozzle Full Cone, 1/8" NPT, 303 Stainless Steel, 120-degree
MZ8239-0011	Nozzle Spray	Nozzle Full Cone, 1/8" NPT, Brass
MZ8239-0012	Nozzle Spray	Nozzle Full Cone, 1/8" NPT, Polypropylene
MZ8239-0014	Nozzle Spray	Nozzle Full Cone, 1/8" NPT, Polypropylene
MZ8239-0015	Nozzle Spray	Nozzle Full Cone Wide Angle, 1/8" NPT
MZ8239-0018	Nozzle Spray	Nozzle Hollow Cone, 1/8" NPT
MZ8239-0019	Nozzle Spray	Nozzle Hollow Cone, 1/4" NPT
MZ8239-0020	Nozzle Spray	Nozzle Full Cone, 1/8" NPT, Polypropylene, 120-degree
MZ8239-0040	Nozzle Spray	Nozzle Air, 1/4" FNPT
MZ8239-0045	Nozzle Spray	Cannon Air Ion Kit
MZ8239-0046	Nozzle Spray	Extension Cable, Shielded 5'
MZ8239-0090	Nozzle Spray	Nozzle Full Cone, 1/8" NPT, Polypropylene
MZ8239-0100	Nozzle Brass	1/4" NPT, 1 1/2 GPM, 40 PSI, 90-degree Spray
MZ8239-0105	Nozzle Brass	Nozzle Brass, 1/4" NPT, 1 GPM, 40 PSI, 90-degree Spray
MZ8239-0110	Nozzle Spray	1/8" NPT, 0.75 GPM at 43 PSI, 60-degree Spray
MZ8239-0111	Nozzle Spray	Nozzle Full Cone, 1/8" NPT, Brass
MZ8239-0115	Nozzle Spray	1/4" NPT, Hollow Cone, 2 GPM, 40 PSI
MZ8239-0120	Nozzle Spray	Nozzle Spray, 90-degree Full Cone, 0.9 GPM at 43 PSI
MZ8239-0121	Nozzle Spray	Nozzle Spray, 120-degree Full Cone, 0.9 GPM at 43 PSI
MZ8239-0125	Nozzle WhirlJet	1.2 GPM, 40 PSI
MZ8239-0130	Nozzle Assembly	1 GPM at 40 PSI, 120-degree Spray, Orange Quick Tip
MZ8239-0140	Nozzle Third Ball	3/8" NPT
MZ8239-0150	Nozzle Base	1" Pipe
MZ8239-0155	Nozzle Base	Nozzle Base, Split Eyelet, 1" Pipe
MZ8239-0185	Nozzle Brass	Nozzle Brass, 1/8" NPT, 0.75 GPM, 40 PSI, 90-degree Spray
MZ8239-0200	Nozzle Brass	Nozzle Brass, 1/4" NPT, 1 GPM, 40 PSI, 65-degree Spray
MZ8239-0210	Nozzle Brass	Nozzle Brass Quick Change Assembly, 0.7 GPM at 40 PSI
MZ8239-0222	Nozzle Spray	Nozzle Spray, 73-degree Full Cone, 0.43 GPM at 43 PSI
MZ8239-0250	Nozzle Spray	Nozzle Full Cone, 1/4" MNPT, KYNAR (PVDF)
MZ8239-0300	Nozzle Spray	Nozzle Full Cone, 1/4" MNPT, Polypropylene
MZ8239-0350	Nozzle Spray	Nozzle Full Cone, 1/4" NPT
MZ8239-0400	Nozzle Spray	Nozzle Full Cone, 1/8" NPT, Polypropylene
MZ8239-0450	Nozzle Assembly	2.9 GPM at 40 PSI, Red Quick Tip
MZ8239-0500	Nozzle Gasket	Gasket, Twistloc Nozzle to Nozzle Base
MZ8239-0501	Nozzle Gasket	Gasket, Nozzle Base to Spray Pipe
MZ8239-2000	Nozzle Base	Nozzle Base for 1" pipe, 1/8" FNPT
MZ8239-2020	Nozzle Base	Nozzle Base for 1" pipe, 1/4" FNPT



## Tank Fittings

Part Number	Description
5218K37	Hose Barb 1"
5218K42	Hose Barb 3"
5218K77	Barbed Hose Fitting 1-1/2", 90-degree
5218K78	Barbed Hose Fitting 2", 90-degree Elbow
5218K41	Barbed Hose Fitting 2" NPT
MZ5514-0100	Male Pipe 90-degree Elbow, Plastic 3/4" NPT
07580PVS45	3/4" PVC 80 Socket Weld (SW) 45-degree Elbow
07580PVS90	3/4" PVC 80 Socket Weld (SW) 90-degree Elbow
07580PVT90	3/4" PVC Threaded 90-degree Elbow
10080PVS90	1" PVC 80 Socket Weld (SW) 90-degree Elbow
12580PVT90	1-1/4" PVC Threaded 90-degree Elbow
15080PVT90	1-1.2" PVC 80 Threaded 90-degree Elbow
05080PVTT	1/2" PVC 80 Threaded Tee
07580PVST	3/4" PVC 80 Socket Weld (SW) Tee
07580PVTT	3/4" PVC 80 Threaded Tee
10080PVTT	1" PVC 80 Threaded Tee
15040PVTT	1-1/2" PVC 40 Threaded Tee
20080PVTT	2" PVC 80 Threaded Tee
D400015	1-1/2" PVC-DWV H x H x H Sanitary(SAN) Tee 4811
D400020	2" PVC-DWV H x H x H Sanitary(SAN) Tee 4811
D401251	2 x 2 x 1-1/2" PVC-DWV Red H x H x H Sanitary(SAN) Tee
37SPE12580PVMFTR	1-1/4" S80 Threaded ST90
15040PVSS90	1-1/2" PVC S40 S x SP ST 90
D105015	1-1/2" PVC SP x FPT FTG Cleanout
D102337	3 x 1-1/2" PVC-DWV H x H Reducer 4801
20080PVTC	2" PVC 80 Threaded Coupling
30080PVTC	3" PVC 80 Threaded Coupling
05080PVSCP	1/2" PVC 80 Socket Weld(SW) Cap
10080PVSCP	1" PVC 80 Socket Weld(SW) Cap
15040PVSCP	1-1/2" PVC Socket Weld(SW) Cap




5218K42



5218K78



5218K76



07580PVS45




10080PVTT



D400-015




37SPE12580PVMFTR




15040PVSS90



D105-015



D102337



20080PVTC



15040PVSCP

**Tank Fittings (continued)**


Part Number	Description
5218K35	Barbed Hose Fittings, Male Pipe Adapter: 1/2" NPT
5218K36	Male Pipe Adapter, 3/4" NPT 3/4" Diameter
5218K38	Male Pipe Adapter, 1-1/4" NPT 1-1/4" Diameter
5218K39	Barbed Hose Fittings, Male Pipe Adapter 1-1/2" NPT
0780PVFA	3/4" PVC 80 Female Adapter
07580PVMA	3/4" PVC 80 Male Adapter
10080PVFA	1" PVC 80 Female Adapter
10080PVMA	1" PVC 80 Male Adapter
19904007	Male Adapter
19904009	Female Adapter
D101030	3" PVC-DWV H x FPT Adapter
D101015	1-1/2" PVC-DWV H x FPT Adapter 4803
D103020	2" PVC-DWV SP x MPT Trap Adapter
D103212	1 1/2" x 1 1/4" PVC-DWV SP x MPT Trap Adapter
D109015	1-1/2" PVC-DWV H x MPT Adapter 404
D105020	2" PVC-DWV SP x FPT FTG Cleanout Adapter
D109030	3" PVC-DWV H x MPT Adapter 4804
D109040	4" PVC-DWV H x PT Adapter 4804
D300015	1-1/2" PVC-DWV H x H 1/4 Bend
D300020	2" PVC-DWV H x H 1/4 Bend
D302020	2" PVC-DWV S x SP 1/4" Bend 4807-2
D321015	1-1/2" PVC-DXV H x H 1/8 Bend 4806
D302015	1-1/2" PVC-DWV H x S 1/4 Bend 480



5218K35




5218K39




0780PVFA




07580PVMA




19904007




19904009




D101-030



D103-212



D300-020




D321-015



D302015



D109-015




D109040

**Tank Fittings (Continued)**


Part Number	Description
37SPE410020	Spears 2 SKT x Male Threaded 90
37SPE412015	Spears 1-1/2 SKT x Male Threaded 90
050CL80PVN	1/2" x Close PVC 80 Nipple
075CL80PVN	3/4" x Close PVC 80 Nipple
100CL80PVN	1" x Close PVC 80 Nipple
125CL80PVN	1-1/4" Close PVC 80 Nipple
150CL80PVN	1-1/2" x Close PVC 80 Nipple
200CL80PVN	2" x Close PVC 80 Nipple
250CL80PVN	2-1/2" x Close PVC 80 Nipple
300CL80PVN	3" x Close PVC 80 Nipple
07580PVTP	13/4" PVC 80 Threaded Plug
10080PVTP	1" PVC 80 Threaded Plug
12580PVTP	1-1/4" PVC 80 Threaded Plug
15080PVTP	1-1/2" PVC Threaded Plug
20080PVTP	2" PVC 80 Threaded Plug
25080PVTP	2-1/2" PVC 80 Threaded Plug
30080PVTP	3" PVC 80 Threaded Plug
12510080PVTB	1-1/4" x 1" PVC 80 TXT Bushing
15007580PVTB	1-1/2" x 3/4" PVC 80 TXT Bushing
15010080PVTB	1-1/2" x 1" PVC 80 TXT Bushing
15012580PVTB	1-1/2" x 1-1/4" PVC 80 TXT Bushing
20015080PVTB	2" x 1-1/2" PVC 80 TXT Bushing
25020080PVTB	2 1/2" x 2" PVC 80 TXT Bushing
30020040PVSTB	3" x 2" PVC SXT Bushing
30020080PVTB	3" x 2" PVC 80 TXT Bushing



37SPE412015




075CL80PVN



125CL80PVN



07580PVTP



30080PVTP




12510080PVTB




30020080PVTB

## Tank Hoses

Type	Part Number	Size
Braided Hose	MZ8218-0009	1/2"
	MZ8218-0010	3/4"
	MZ8218-0011	1"
Vacuum Hose (Tigerflex Brand)	MZ8218-0012	1"
	MZ8218-0013	1-1/4"
	MZ8218-0014	1-1/2"
	MZ8218-0015	2"
	MZ8218-0016	2-1/2"
	MZ8218-0017	3"
	MZ8218-0020	4"
Water Hose (Black Hose)	07580PVTP	1-1/4"
	3/4" PVC 80 Threaded Plug	
	10080PVTP	1-1/2"
	1" PVC 80 Threaded Plug	
	12580PVTP	2"
	1-1/4" PVC 80 Threaded Plug	
	15080PVTP	2-1/2"
	1-1/2" PVC 80 Threaded Plug	
20080PVTP	3"	
	2" PVC 80 Threaded Plug	



Braided Hose



Vacuum Hose



Water Hose



29206803



29206804



100TFP600BV



MZ8248-0050

## Tank Valves

Part Number	Description
29206803	1/2" NPT Ball Valve
29206804	3/4" NPT Ball Valve
100TFP600BV	1 NIBCO T-FP600 Threaded Full Port Ball Valve
MZ8248-0050	2" NPT Brass Ball Valve
MZ7020-0004	Valve Ball, 1/2" Locking Vented

**Tank Valves** (continued)

Part Number	Description
NVA4050T	1/2" PP Needle Valve Threaded
5553-30321	Valve, solenoid 3/4" NPT NC 24 VDC
29220101	Ball Valve 2" PVC
20920503	Valve Sol 2 way 3/8" NPT 120V
MZ7020-0021	Valve Control 1/2" 2/2 NC, 120V
MZ8250-0015	Valve Float 1" NPT 316 STN
29206821	Ball Valve 1/4" NPT "T" Handle
5541-30016	Valve Needle 1/2" Plastic



NVA4050T



29220101




29220101



20920503



MZ8250-0015




29206821



5541-30016

**Tank Floats**

Part Number	Description
MZ8250-0037	Float, Stainless Steel, 4" x 7" Oblong
MZ8250-0024	Float Ball
MZ8250-0025	Float Polyprop, 6" Diameter, 1/4-20
MZ8250-0070	Float Polyprop, 8" Diameter, 5/16-18
MZ8250-0027	Float Oblong, Polypropylene



MZ8250-0037



MZ8250-0024



MZ8250-0027

## Communication Cables

Part Number	Description
1545-30128	Encoder Cable
26671809	Proxy Cable, Micro DC 4-Pin
MZ6150-0043	Plug Female, 8P, 8 Wire, 7A, 600V, 1
MZ6050-0064	Servo Cable, MTR PWR, 5 m
MZ6050-0036	Servo Cable Command, 4 ft., MDS-MC
MZ6140-0131	Proxy Cable, 5 m, 4 pin, 90-degree
26671808	Proxy Cable, Micro DC 4 Pin
26671843	Proxy Cable, Micro DC 4 Pin
MZ6140-0063	Encoder Cable 35' Baumer
MZ6150-0045	Plug Female, 10P, 10 Wire, 7A, 600V
1646-30288	Plug 12 Pin Female
MZ6140-0100	Proxy Cable, 15 m, 4 Pin, 90-degree
MZ6050-0080	Servo Cable Encoder, 5 ft., SP, EP
20503302	Cable, #18/25 Shielded Control
MZ6160-0051	Cable Control, 25 Cond, 18AWG, 600V
MZ6050-0057	Servo Cable Encoder, Flex, 15 ft., SP
MZ6050-0028	Servo Cable, MTR Power, 12AWG, 5 ft.
MZ6150-0075	Plug Female, 8P, 8 Wire, 7A, 600V
MZ6050-0062	Servo Cable, 3 m, MDS-FM
MZ6050-0065	Servo Cable Encoder, 5 m
MZ6050-0068	Servo Cable, MTR Power, 3 m



1545-30128



26671809



MZ6150-0043



MZ6050-0064



MZ6050-0036



MZ6140-0131



26671808



26671843



MZ6140-0063



MZ6150-0045



MZ6150-0075

## Tank Parts

Part Number	Description
MZ8146-0040	6" Diameter, 1/2" hole, 3 Spoke DI
MZ8146-0001	4 1/2" Diameter, 3/4" hole, 4 Spoke



MZ8146-0040




MZ8146-0001

## Tank Parts

Part Number	Description
315-019-1010	Encoder, 6000 ppr, Line Driver
MZ6140-0077	Encoder, Increment AL, 1200PPR
1545-30096	Encoder-Wheel Dynapar
MZ7032-0016	Flow Control, 1/4" MNPT x 3/8" Plock
MZ7032-0003	Flow Control, 3/8" MNPT x 1/4" Plock
MZ8166-0052	Flow Control
MZ7010-0015	Regulator 1/4", 30 PSI, 25SCFM
83896	Filter/Regulator with Gauge
MZ7010-0028	Regulator, 3/8", 123 PSI
20306804	Switch, Safety Interlock
MZ6090-0027	CONTACT Block, 22.5 mm, 1NC
MZ6140-0044	Guardswitch Key Interlock
MZ6140-0032	Limit Switch Rotary Lever
27700301	Selector Switch
MZ6080-0005	Relay 24 VDC, 3W, 4NO/NC
26671603	Relay
1610-30176	Starter-Man KL.MLR.#PKZM0-4



315-019-1010



MZ6140-0077



MZ7032-0016



MZ8166-0052



MZ7010-0015



20306804



83896



MZ7010-0028



MZ6090-0027



27700301



MZ6140-0044



MZ6140-0032



MZ6080-0005

## Tank Gears, Pulleys, Bearings and Other Parts


Part Number	Description
MZ8029-0033	BRG, Insert Ball, 1" Bore
MZ8284-0190	Pulley Idler, 8 mm x 50 mm Wide
MZ17-90173-1336	Pulley Mod.
32H150SK	Timing Pulley
MZ8368-0052	Bushing QD, 1-3/16" Bore
26663701	Gear Coupling
MZ8032-0314	Bearing Pillow Block 1/2"
1545-00594	Encoder-Rubber Wheel 3/8" Diameter
MZ8370-0110	Shaft Locking Device 1



MZ8029-0033



MZ8284-0190



MZ17-90173-1336



32H150SK



MZ8368-0052



26663701



MZ8032-0314



1545-00594



MZ8370-0110

## Tank Thermometer

Part Number	Description
5551-00112	250°F
MZ8183-0001	1/2" NPT x 2 1/2" Stem
MZ8183-0002	1/2" NPT x 2 1/2" Stem
MZ8183-0005	1/2" NPT x 12" Stem
MZ8183-0010	1/2" NPT, 0-250°F



MZ8183-0001



5551-00112

## Tank Debubbler

Part Number	Description
MZ8190-0032	3/4" Brass
MZ8190-0035	1" Brass
MZ15-245-1130	Debubbler Assembly

## Tank Gauges

Part Number	Description
MZ8181-0032	Gauge, 0-60 PSI
MZ8181-0033	Metric Gauge with BSPT Threads Plastic Case, 1-9/16" Dial, 1/8 Center Back
MZ8181-0034	Gauge, 0-100 PS, Panel Mount
MZ8181-0036	Gauge, 0-160 PSI - Bottom Mount
MZ8181-0040	Gauge, 0-160 PSI - Back Mount, Dual Scale
MZ8181-0081	Gauge, 0-200 PSI - Bottom Mount, Dual Scale 4" Diameter



MZ8181-0040



MZ8181-0036

## Tank Filters - For all Models


Part Number	Description
29219901	Strainer, Turbo 2"
29219901FIL	Filter Disc only 2"
29219901CART	Replacement Cartridge with Filters 2"
29219901SEAL	Replacement Seal for Strainer 2" and 3"

Part Number	Description
29219902	Strainer, Turbo 3"
29219902FIL	Filter Disc only 3"
29219902CART	Replacement Cartridge with Filters 3"

Part Number	Description
5511-30008	Strainer Filter, T-Style
5511-30008-01	Replacement Filter for T-Style Strainer
5511-30040	Filter 1-1/2" Stainless
5511-00019	Filter, 1/2" Liquid Y-Strainer



29219901



5511-30008



5511-30040

## Tank Filters and Regulators

Part Number	Description
MZ8196-0211	Water Filter - Black
MZ8196-0211	Water Filter - Clear
	Free Standing Water Filter
	Water Filter
MZ6140-0067	Level Switch

**Note:** Contact Conair Parts Department for parts lists based on your unit's serial number.



MZ8196-0211 - Black



MZ8196-0211 - Clear



Free-standing water filter



Water Filter



Level Switch

## UV Water Filters

Part Number	Description	Size
MZ8196-0250	5 Micron Filter	3/4"
MZ8196-1500	UV Water Treatment Unit	1"
MZ8196-1500PSW	Power Supply	N/A
MZ8196-1501	UV Water Treatment Unit	1-1/2"
MZ8196-1550	UV Water Treatment Unit (D4 Plus)	3/4"
MZ8196-1550BULB	Bulb (Lamp)	D4 Plus
MZ8196-1600	Cool Touch Valve	3/4"
MZ8196-1550SEN	Sensor	D4 Plus

**Note:** UV lamp is only available with the HTMP (multi-pass) tanks and MedVac tanks.



MZ8196-0250



MZ8196-1550

## Tank Strainer

Part Number	Description
26664201	Basket Strainer (MSBHI)
MZ6000-0133	Fan Filter, NEMA1, 4" Square
MZ8198-0144	Strainer: 2-1/2" FNPT, 30 Mesh



26664201



MZ6000-0133



MZ8198-0144

## Tank Mesh Filter and Strainers



5511-30000



MZ8198-0014



MZ8196-0206





MZ8196-0201

Part Number	Description
29219901	2" NPT x 30 Mesh
29219902	3" NPT x 30 Mesh
5511-30000	Strainer - 20 Mesh
4543-30016	2" Strainer
MZ8196-0001	Filter, 2" NPT x 30 Mesh
MZ8196-0004	Filter, 2" NPT x 40 Mesh
MZ8196-0008	Filter, 2" NPT x 40 Mesh Super
MZ8196-0011	Filter, 2" NPT x 130 Micron
MZ8196-0014	Filter, 3" NPT x 30 Mesh
MZ8196-0015	Filter, 3" NPT x 40 Mesh
MZ8196-0027	Screen for 3" Filter, 30 Mesh
MZ8196-0030	Screen for 2" Filter, 40 Mesh
MZ8196-0206	T-Strainer, 3/4" NPT, 40 x 36 ME
MZ8196-0201	T-Strainer, 1-1/14" NPT, 40 x 36
MZ8198-0066	Strainer, 1-1/2" FNPT, 30 Mesh

## Air Wipes

Part Number	Description
MZ8021-0004	1/8" ID, Less Base
MZ8021-0014	3/16" ID, Less Base
AW190-Bracket	AW190 Bracket
MZ8021-0011	1/4" ID, Less Base
MZ8021-0024	1/4" ID with Mount
MZ8021-0037	5/16" ID, Less Base
MZ8021-0050	5/16" ID, Less Mount
MZ8021-0056	3/8" ID, Less Base
MZ8021-0058	7/16" ID, Less Base
MZ8021-0063	1/2" ID, Less Base
MZ8021-0064	1-1/4" ID, Less Base
MZ8021-0065	1/4" x 3"
MZ8021-0074	1" ID, Less Base
MZ8021-0075	3/4" ID, Less Base
MZ8021-0076	Bracket
MZ8021-0088	5/8" ID, Less Base
RW0125-1500	1/8" x 1-1/2"
MZ15-26198-1340	Air Wipe MTG Bracket, Stainless steel



MZ15-26198-1340

## Tank Nozzles, Elbows and Muffler



MZ8239-2000



MZ8239-0200



242077103



24221407



19901503

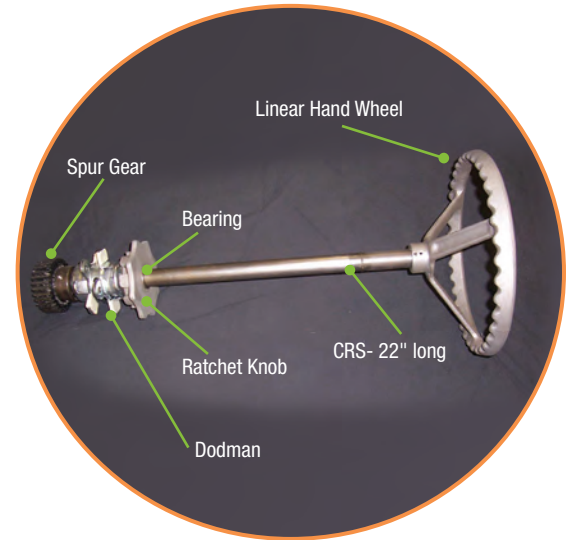


VPIBD6ME4

Part Number	Description
MZ8239-2000	Nozzle Base for 1" Pipe
MZ8239-0200	Nozzle Brass, 1/4" MNPT. 1 GP
242077103	Elbow, 1-8" NPT x 1/4" Hose
24221407	Fitting, 3/8" Tube x 1/4" NPT
19901503	Exhaust Muffler Filter. 3/8" NPT
VPIBD6ME4	Elbow Brass, 3/8", 90-degrees

## RH, LH Ratchet and Clutch Assembly

Part Number	Description
0303-08608	RH Ratchet and Clutch Assembly - Bearing Data Faces Out
0303-08616	RH Ratchet and Clutch Assembly - Bearing Data Faces In
MARSPR-S1030	Spur Gear
0303-01549	Linear Hand Wheel 11"
3559-00034	Bearing (only) 1" Diameter CRS-22" Long
0303-01891	Ratchet Knob
Dodman-035036	Dodman



315-167-2001



0303-10017


## Vacuum Regulator and Vacuum Flow Control

Part Number	Description
315-167-2001	Vacuum Regulator 3/8"
0303-10017	Vacuum Flow Control MF-150

## Actuator — Manual Linear

Part Number	Description
3571-30052	Actuator - Manual Linear
P10C	Plastic Handle


**Note:** The plastic handle is the only item that can be purchased separately.



Plastic Handle P10C

## Tank Limit Switches, Casters, Drain Covers and Wheel Shaft Locking Devices

Part Number	Description
3031820401	Tank Drip Tray Drain Cover
MZ6140-0029	Limit Switch, Lever Plunger
MZ8042-0240	Caster Rigid, V-Groove Stainless Steel
MZ8370-0110	HTMP & MPCB Large Wheel Shaft Locking Device



3031820401




MZ6140-0029



MZ8042-0240



MZ8370-0110



9665K48



26705505503



## Tank Pins & Springs

Part Number	Description
9665K48	Spring Extension, Length 20"
MZ8340-0105	Pin, Clevis, 1/2" Diameter x 2"
MZ17-556-1303	Drive Pin A
23034L010P03	Spring Ajax 64SP 7-3/4" OAL
4542-30032	Spring - S/S LC-045G-10
26705505503	Swivel Screw Clamp, Large Foot
MZ8308-0122	Compress Spring Fits 3/4" Hole

## Tank Handles

Part Number	Description
MZ8145-0040	Handle Grey Grip Dots
26691301	Handle, SS
MZ8146-0092	Handwheel, 6.3 Diameter x 1/2" Bore
MZ8146-0010	Handwheel, 3.94 Diameter x 3/8" Bore



MZ8145-0040



26691301



MZ8146-0092

## Tank Switches, Circuits and Other Parts

Part Number	Description
MZ6060-0042	(230V) Power Supply
MZ6060-0039	(460V) Power Supply
MZ6080-0054	X FMR



**Note:** Review electronic prints or contact Conair Parts Department before ordering.




MZ6140-0014



MZ6120-0031



MZ15-25608-1428




MZ8034-0109

## Tank Miscellaneous Parts

Part Number	Description
MZ6140-0014	Proxy Inductive, 8 mm PNP, NO
MZ6120-0031	C, J, 3/16" Diameter, 90 degree, 6" Length
MZ15-25608-1428	Motor Rise Bar
MZ8034-0109	BRG Plain, 1/2" ID x .68" OD x 3/4" Length
MZ23-25762-1354	Guide Bushing

## Clamp Guide


Part Number	Description
MZ19-25177-1355	Clamp Guide
MZ193-665-1225	Clamp Guide
0302-32944	Guide, Retractable Drain Pan



MZ19-25177-1355




MZ193-665-1225



0302-32944

## Conveyor Rollers


Part Number	Description
MZ8294-0014	Conveying Roller, 3/4 x 3, 1/2" Long
MZ8294-0035	Conveying Roller, Bearing for 1" SCH 40
MZ173-431-1264	Conveyor Roller
MZ8294-0027	R.L - 4.06", X00 - ZC38, RL
MZ21-406-1355	Roller Shaft




MZ8294-0014



MZ8294-0035



MZ8294-0027



MZ21-406-1355

## MTAC Conveyor Parts

Part Number	Description
MZ8280-0026	Reducer, 5:1 Ratio, 56C Face
MZ8287-0125	AC Motor, 1 Hp, 56C
MZ8375-0047	V-Belt B x 32
5525-30016	Hose Assembly
40413	Loc-Line 1/4" Adjustable Coolant Hose
5525-30048	Loc-Line 1/4" x 1/4" Inline
21194	Loc-Line 1/4" In-line Valve
MZ8925-0173	Fitting, Loc-Line, 'T' 1/2" Size
24222701	1/4" Circle Flow Nozzle Kit
MZ8925-0160	Flare Nozzle 1/2" Hose x 2
MZ8925-0150	Hose segment, Loc-Line 1/2" x 25 ft.
24222703	1/4" Hose x 1/4" Hose x 1/4"



21194



MZ8925-0173



24222701



MZ8925-0160



MZ8925-0150

## MTAC Conveyor Belts

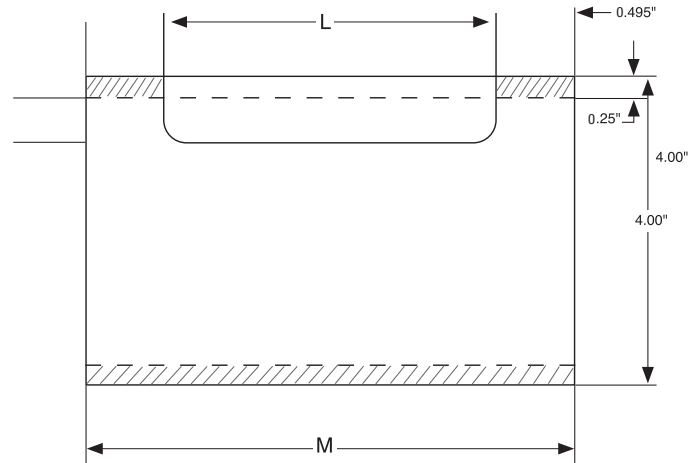
Model	Part Number	Description
406	MZ8375-0270	4" W x 153.5" L
408	MZ8375-0271	4" W x 201.5" L
410	MZ8375-0272	4" W x 249.5" L
412	MZ8375-0274	4" W x 297.5" L
416	MZ8375-0275	4" W x 393.5" L



MZ8375-0275

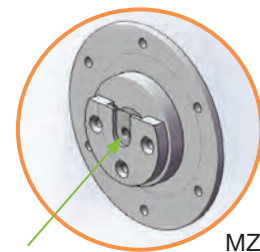
## 2" Pre-Skinner Chamber

Part Number	Description	L	M
0411-30096-1	4" Diameter x 0.25" Wall Acrylic	5.5"	6.490"
0411-30096-2	4" Diameter x 0.25" Wall Acrylic	3.5"	4.490"
0411-30160	4" Diameter x 0.25" Wall Acrylic	1.5"	2.490"



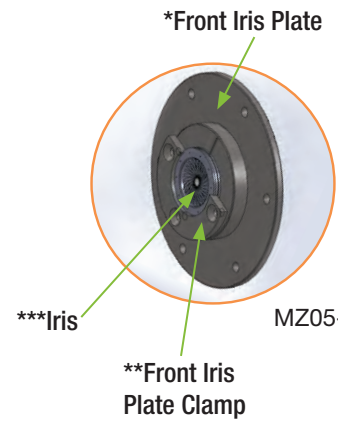
## Pre-Skinners

Part Number	Description
MZ05-100-1000	Pre-Skinner Assembly 304 SS. with 3 Bulkhead Seal Plates & Glass Filled Insert Set (5) (Blank)
MZ05-100-1000-1	Pre-Skinner Assembly 304 SS. with 4 Bulkhead Seal Plates & Glass Filled Insert Set (6) (Blank)
MZ05-100-1002	Special Pre-Skinner Insert (5pc) (Blank)
MZ05-100-1002-1	Special Pre-Skinner Insert (6pc) (Blank)
*MZ05-100-1011	Front Iris Plate
**MZ05-100-1012	Front Iris Plate Clamp, 53 mm
***53-912	Iris 53 mm
MZ05-100-1040	MT104 1/8" Thick Entrance Plate - Available in Stainless Steel or Brass (Blank) (5.5" Diameter B.C.)
MZ05-100-1041	MT105 1/8" Thick Entrance Plate - Available in Stainless Steel or Brass (Blank) (6.5" Diameter B.C.)
MZ05-100-1100	Bulk Head Seal Plate / Clamp / 53 mm Iris Assembly
MZ05-100-1101	Preskinning Assembly with Quick Change Insert Design and 1 Set of Inserts Bored to Size (Blank)
MZ05-100-1102	Bulhead Insert Assembly Plastic HT104 with Insert
MZ05-100-1300	Bulk Head Seal Plate / Ref 24562I010p02
MZ05-100-1301	Bulk Head Seal Plate Ring/ Ref 24562I010p03



Quick Change Insert

MZ05-100-1102



MZ05-100-1100


**Note:** \*MZ05-100-1011, MZ05-100-1012 and 53-912 all three required for an assembly.

## Calibrator Parts

Part Number	Description
MZ05-105-1012	Blank 4" Diameter Wafer Plate 3 Hole Pattern with 1/2 Diameter Pilot
MZ05-105-1014	Blank 2" Diameter Wafer Plate 3 hole Pattern with Pilot




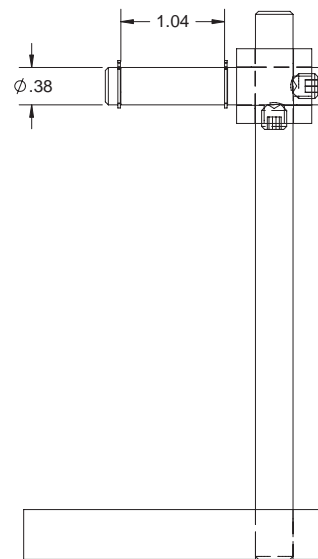
Water wells bronze with channels for cooling product separate from the tank bath.



Wafer & Split Design Calibrators


## Rollers / Shafts / Pedestals

Part Number	Description	Material
MZ05-110-1011	Pedestal Assembly	304 Stainless Steel
MZ05-110-1012	Roller Shaft	304 Stainless Steel
MZ05-110-1015	Bracket - Roller Shaft	303 Stainless Steel



303792102

Part Number	Description
MZ05-110-1020	Horizontal Roller Shaft, 3/8" to 5/8"
MZ05-110-1026	2.5" Diameter V-Roller with Bearings (5/8" Shaft Required)
MZ05-110-1035	V-Roller for MCB (5/8" Shaft Required)
MZ05-110-1039	1.5" Diameter V-Roller with Bearings (3/8" Shaft Required)
MZ05-110-1203	22" Roller Rail
MZ05-110-1204	40" Roller Rail Assembly



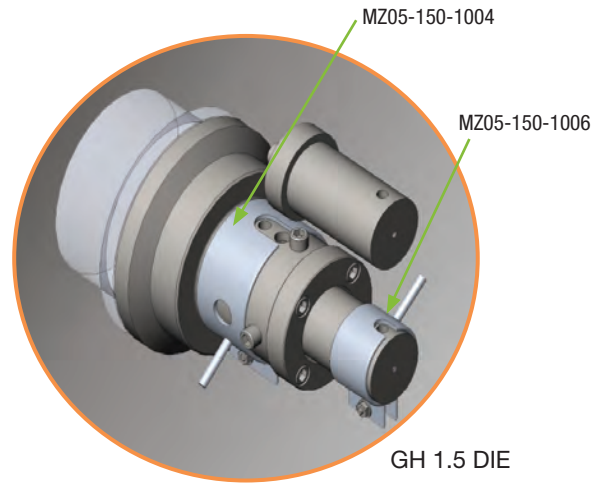
## Tooling - Dies

### GH 1.5 Dies

Part Number	Description
MZ05-120-1001	Spider

### GHF-3 Dies

Part Number	Description
0404-30128	Spider (Male Thread)



**Note:** Contact Sales Department on die body and assembly for sizing and support.

## Die Parts

### Heater Bands

Part Number	Description	Dies
MZ05-150-1000	MICA 15" Diameter 1.5" Wide 230V, 1750W (35 W/in sq), 12" Leads, 10" SS Overbraid, Welded Barrel Nut Lockup	GH 2-7
MZ05-150-1001	MICA 10.5" Diameter Wide 3" 230V, 3000W (35 W/in sq), 12" Leads, 10" SS Overbraid, Welded Barrel Nut Lockup	GH 2-7 GH5
MZ05-150-1009	MICA 6.75" ID X 15" W 1000W	GHF-3, GH3
MZ05-150-1004	MICA 3.75" ID X 2" W 500W	GH 1.5
MZ05-150-1005	MICA 8" ID X 1.5" W 1000W	GHF-3
MZ05-150-1006	MICA2" ID X 1.5" W 1000W	GH 1.5
MZ05-150-1007	MICA 6.75" ID X 15" W 300W	GH 1.5
MZ05-150-1008	600W	GHF-3
MZ05-150-1200	Heater Band Kit with 20' Leads	GH 1.5
MZ05-150-1201	Heater Band Kit with 6' Leads	GH 1.5

### Adapter Plates

Part Number	Description
MZ05-155-1002	1/8" Entrance (sizing) Plate for MT104/MCB Tank
MZ05-155-1003	4" to 6.5" Adapter Plate 104/MCB Tank
MZ05-155-1004	1/8" Entrance (sizing) Plate for MT104/MCB Tank 4" to 6.5" (MZ05-155-1003 may be required)

## Heat Exchangers


Flat Plate Number	Part Number	Number of Plates	Width	Height	Depth	Connections MPT	Material
FP5X12-60	MZ8204-0001	60	4.9"	12.2"	6"	1-1/4"	Copper Brazed
FP5X12-30	MZ8204-0002	30	4.9"	12.2"	3.2"	1"	Copper Brazed
FP5X12L-60	MZ8204-0003	60	4.9"	12.2"	6"	1-1/4"	Copper Brazed
FP5X12L-50	MZ8204-0006	50	4.9"	12.2"	5.1"	1-1/4"	Copper Brazed
FP5X12L-80	MZ8204-0010	80	4.9"	12.2"	7.9"	1-1/4"	Copper Brazed
FP5X12-80	MZ8204-0014	80	4.9"	12.2"	7.9"	1-1/4"	Copper Brazed
FG5X12-80	MZ8204-0021	80					Copper Brazed
FP5X12-90	MZ8204-0027	90					Copper Brazed
FP10X20-80	MZ8204-0040	80	9.8"	20.3"	7.9"	2"	Copper Brazed
FPN5X12-80	MZ8204-0045	80					Nickel Brazed
FP10X20-110	MZ8204-0053	110	9.8"	20.3"	10.7"	2-1/2"	Copper Brazed
FP10X20L-110	MZ8204-0066	110	9.8"	20.3"	10.7"	2-1/2"	Copper Brazed
FP10X20L-120	MZ8204-0079	120	9.8"	20.3"	11.6"	2-1/2"	Copper Brazed
FP10X20L-140	MZ8204-0085	140	9.8"	20.3"	13.5"	2-1/2"	Copper Brazed
FPN5X12-30	MZ8204-0200	30					Nickel Brazed
MPN5X12-40	MZ8204-0220	40					Nickel Brazed
FPN5X12-60	MZ8204-0250	60					Nickel Brazed

### Notes:

1. Connections the same on both sides.
2. Heat Exchanger may be installed in vertical or horizontal position (except steam application).
3. Heat Exchanger must be piped in counterflow arrangement.
4. A water strainer must be installed in the water inlet circuit (16-20 mesh minimum, 20-40 mesh recommended).
5. Water quality should be maintained at a PH of 6.5 to 8.0.
6. Use MPN Marine series for steam, chlorinated water and pool water applications.

### Stud Bolts

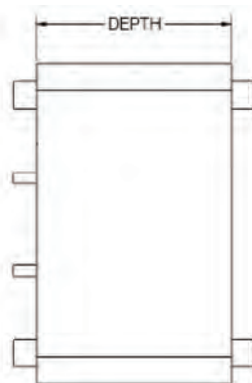
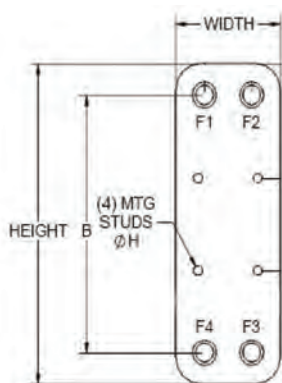
- 1/4-20" x 11/16"L on all 3 x 8 Models
- 3/8-24" x 7/8"L on all 5 x 12 Models



Heat Exchangers

## Heat Exchangers

Usage	Part Number	Number of Plates	Width	Height	Depth	F1	F2	F3	F4
Evaporator	26643401	30	4.37"	12.2"	3.31"	5/8" SW	1" MPT	1/2" FPT	5/8" SW
Evaporator	26643402	38	4.37"	12.2"	4.09"	5/8" SW	1" MPT	1/2" FPT	5/8" SW
Evaporator	26643403	42	4.37"	12.2"	4.47"	5/8" SW	1" MPT	1/2" FPT	5/8" SW
Evaporator	26643404	64	4.37"	12.2"	6.61"	7/8" SW	1" MPT	1/2" FPT	5/8" SW
Evaporator	26643405	84	4.37"	12.2"	8.55"	7/8" SW	1" MPT	1/2" FPT	5/8" SW
Evaporator	26643406	32	4.37"	20.7"	3.50"	1-1/8" SW	1" MPT	1/2" FPT	7/8" SW
Evaporator	26643407	48	4.37"	20.7"	5.06"	13/8" SW	1" MPT	1/2" FPT	7/8" SW
Evaporator	26643408	72	4.37"	20.7"	7.38"	13/8" SW	1" MPT	1/2" FPT	7/8" SW
Evaporator	26643409	48	4.37"	12.2"	5.06"	7/8" SW	1" MPT	1/2" FPT	5/8" SW
Evaporator	26643410	12	3.18"	8.45"	1.34"	3/8" SW	3/8" FPT	1/8" FPT	3/8" SW
Condenser	26643411		4.37"	12.2"	4.86"	7/8" SW	1" MPT	1" MPT	5/8" SW
Condenser	26643412		4.37"	12.2"	6.22"	7/8" SW	1" MPT	1" MPT	5/8" SW
Condenser	26643413	30	4.37"	20.7"	3.31"	1-1/8" SW	1" MPT	1" MPT	7/8" SW
Condenser	26643414	44	4.37"	20.7"	4.67"	1-1/8" SW	1" MPT	1" MPT	7/8" SW
Condenser	26643415	48	4.37"	20.7"	5.06"	1-3/8" SW	1" MPT	1" MPT	7/8" SW
Condenser	26643416	66	4.37"	20.7"	6.80"	1-3/8" SW	1" MPT	1" MPT	7/8" SW
Exchanger	26643417	40	4.37"	12.2"	4.18"	1" MPT	1" MPT	1" MPT	1" MPT
Exchanger	26643418	60	7.52"	24.33"	7.13"	2" MPT	2" MPT	2" MPT	2" MPT
Exchanger	26643419	110	7.52"	24.33"	13.06"	2" MPT	2" MPT	2" MPT	2" MPT
Exchanger	26643420	100	7.52"	24.33"	11.61"	2" MPT	2" MPT	2" MPT	2" MPT
Evaporator	26643421	20	3.18"	8.45"	1.96"	3/8" SW	3/8" FPT	1/8" FPT	3/8" SW
Evaporator	26643422	20	4.37"	12.2"	2.34"	7/8" SW	1" MPT	1/8" FPT	1/2" SW
Evaporator	26643423	34	4.37"	12.2"	3.70"	7/8" SW	1" MPT	1/8" FPT	1/2" SW
Evaporator	26643424	60	4.37"	12.2"	6.22"	7/8" SW	1" MPT	1/8" FPT	1/2" SW
Evaporator	26643425	34	4.37"	20.7"	3.70"	13/8" SW	1" MPT	1/8" FPT	7/8" SW
Evaporator	26643426	44	4.37"	20.7"	4.67"	13/8" SW	1" MPT	1/8" FPT	7/8" SW
Evaporator	26643427	68	4.37"	20.7"	7.00"	13/8" SW	1" MPT	1/8" FPT	7/8" SW
Evaporator	26643428	48	7.52"	24.33"	5.92"	15/8" SW	2" MPT	1/8" FPT	11/8" SW
Evaporator	26643429	58	7.52"	24.33"	7.08"	15/8" SW	2" MPT	1/8" FPT	11/8" SW
Evaporator	26643430	70	7.52"	24.33"	8.46"	15/8" SW	2" MPT	1/8" FPT	11/8" SW



Heat Exchanger

**Heat Exchangers (continued)**

Usage	Part Number	Number of Plates	Width	Height	Depth	F1	F2	F3	F4
Condenser	26643431	30							
Condenser	26643432	20	4.37"	12.2"	2.34"	1/2" SW	1" MPT	1" MPT	3/8" SW
Condenser	26643433	34	4.37"	12.2"	3.70"	1/2" SW	1" MPT	1" MPT	3/8" SW
Condenser	26643434		4.37"	12.2"	6.22"	1/2" SW	1" MPT	1" MPT	3/8" SW
Condenser	26643435	40	4.37"	20.7"	4.28"	7/8" SW	1" MPT	1" MPT	1/2" SW
Condenser	26643436		4.37"	20.7"	5.64"	7/8" SW	1" MPT	1" MPT	1/2" SW
Condenser	26643437	78	4.37"	20.7"	7.97"	7/8" SW	1" MPT	1" MPT	5/8" SW
Condenser	26643438	42	7.52"	24.33"	5.23"	13/8" SW	2" MPT	2" MPT	7/8" SW
Condenser	26643439	48	7.52"	24.33"	5.93"	13/8" SW	2" MPT	2" MPT	7/8" SW
Condenser	26643440	64	7.52"	24.33"	7.77"	13/8" SW	2" MPT	2" MPT	1 1/8" SW
Evaporator	26643441	28	4.37"	20.7"	3.07"	7/8" SW	1" MPT	1/8" FPT	1/2" SW
Evaporator	26643442	40	4.37"	20.7"	4.23"	13/8" SW	1" MPT	1/8" FPT	7/8" SW
Evaporator	26643443	50	4.37"	20.7"	5.17"	13/8" SW	1" MPT	1/8" FPT	7/8" SW
Evaporator	26643444	74	4.37"	20.7"	7.52"	13/8" SW	1" MPT	1/8" FPT	7/8" SW
Evaporator	26643445	72	7.52"	24.49"	8.68"	15/8" SW	2" MPT	1/8" FPT	1 1/8" SW
Evaporator	26643446	80	7.52"	24.49"	9.61"	15/8" SW	2" MPT	1/8" FPT	1 1/8" SW
Evaporator	26643447	104	7.52"	24.49"	12.38"	15/8" SW	2" MPT	1/8" FPT	1 1/8" SW

**Flat Plate Heat Exchanger — Custom Evaporator**

Flat Plate Number	Part Number	Tons	Width	Height	Depth	Connections MPT
CH 1-1/2A	29219401	1.5	4.9"	12.2"	1.9"	1" MPT
CH 2A	29219402	2	4.9"	12.2"	2.2"	1" MPT
CH 3A	29219403	3	4.9"	12.2"	3.2"	1" MPT
CH 4A	29219404	4	4.9"	12.2"	4.5"	1" MPT
CH 5A	29219405	5	4.9"	12.2"	5.4"	1-1/4" MPT
CH 7-1/2	29219406	7.5	5.0"	20.3"	4.1"	1-1/4" MPT
CH 10B	29219407	10	5.0"	20.3"	5.1"	1-1/4" MPT
CH 15B	29219408	15	5.0"	20.3"	6.9"	1-1/4" MPT
CH 3-1/2A	29219409	3	4.9"	12.2"	3.2"	1" MPT
FP 5 x 20	29219431	15	5.0"	20.3"	10.7"	1-1/4" MPT

## Flat Plate Heat Exchanger — STD Single Circuit Condenser

Flat Plate Number	Part Number	Tons	Width	Length	Height	Connections MPT
	29219410	Do not use - Reserved for Pro-E Model				
C 4A	29219411	4	4.9"	12.2"	4.5"	1" MPT
C 5A	29219412	5	4.9"	12.2"	5.4"	1" MPT
C 7-1/2	29219413	7.5	5.0"	20.3"	3.2"	1" MPT
C 10B	29219414	10	5.0"	20.3"	4.1"	1-1/4" MPT
C 12B	29219415	12	5.0"	20.3"	5.1"	1-1/4" MPT
C 15B	29219416	15	5.0"	20.3"	6.0"	1-1/4" MPT

## Flat Plate Heat Exchanger — STD Dual Circuit Condenser/Evaporator

Flat Plate Number	Part Number	Tons	Width	Height	Depth	Connections MPT
C 20-2C	29219417	20	9.8"	20.3"	4.3"	1-1/2" MPT
C 30-2C	29219418	30	9.8"	20.3"	6.0"	2" MPT
C 40-2C	29219419	40	9.8"	20.3"	8.1"	2-1/2" MPT
CH 20-2C	29219420	20	9.8"	20.3"	5.1"	1-1/2" MPT
CH 30-2C	29219421	30	9.8"	20.3"	7.3"	2" MPT
CH 40-2C	29219422	40	9.8"	20.3"	9.9"	2-1/2" MPT
CH 50-2C	29219423	50	9.8"	20.3"	12.6"	2-1/2" MPT
CH 25-2C	29219424	25	9.8"	20.3"	6.2"	2" MPT

## Heat Exchanger

Flat Plate Number	Part Number	Number of Plates	Width	Height	Depth	Connections MPT
FP5X1280	29933501	80	4.9"	12.2"	7.88"	1-1/4" MPT
FP5X1290	29933502	90	4.9"	12.2"	8.82"	1-1/4" MPT
FP5X1260	29933503	60	4.9"	12.2"	6"	1-1/4" MPT

# Index

## A

### Actuator

Actuator - Manual Linear .....	234
Electric - Actuated Ball Valves .....	77

### Air Cylinders

Air Cylinders .....	142, 143, 144, 145
---------------------	--------------------

### Air Wipes

Air Wipes .....	233
-----------------	-----

### ATC Coiler Parts

ATC Coiler Parts .....	207
------------------------	-----

### Augers

Augers for MicroConomix & MicroGravicon .....	163
Augers Sleeves for MicroConomix .....	163
Augers for Conomix & Gravicon .....	164
Augers Sleeves for Conomix & Gravicon .....	164
BFO/BFS Auger for Feeder Assemblies .....	165
Augers for 3000/5000 Blenders .....	165
BF6/BFH Auger Assemblies .....	165
Augers for Autocolors .....	166
Auger kits for Autocolors .....	166
Auger for Central Conomix Takeaway Auger .....	166
Auger for Central Micro Conomix Takeaway Auger .....	166
TrueFeed Augers .....	167, 168
High Horsepower Bed Drive Motor .....	
Upgrade Retrofit Assembly .....	166

### Automation Cylinders

EX Series Pickers .....	183
FX Series Pickers .....	184
MXR Series Pickers .....	184
MX Series Pickers .....	185
BE950 SW Beam Robot .....	186

### Automation Grippers

Picker .....	186
--------------	-----

### Automation Motors

FX Series .....	187
MXR Series .....	187
BE-950 Series .....	187

### Automation Shocks

EX, FX Series .....	188
MX, MXR Series .....	189, 190
BE-950 .....	190

### Automation Solenoids

EX, FX, MX, MXR and BE-950 Series Robots .....	191
--	-----

### Automation Switches

EX Series .....	191
FX Series .....	192
MX Series .....	192

## B

### Threaded BC Fittings

Loader Tube Fittings .....	146, 147
Dust Collector / PD Pump Tube Fittings .....	147
Ratio / Common Line / Purge Valve Tube Fittings .....	148, 149

### Bed Drive Gears

Bed Drive Gears .....	171
-----------------------	-----

### Blender Mixer Motors

Blender Mixer Motors .....	161
----------------------------	-----

### Bolt on Vacuum and Material Line Adapters

Bolt on Vacuum and Material Line Adapters for Access Loaders and Access Receivers .....	150
--	-----

## C

### Cables

Loader Control Drop Cables .....	153
Loader Control Remote Cables .....	154
Shielded Cable .....	154
Communication Cables .....	227

### Calibrator

Calibrator Parts .....	240
------------------------	-----

### Cam Timers

Cam Timers (Plastic Cams) .....	124
Cam Timers (Metal Cams) .....	124
Solid State Plug-in Timers (8 Pin) .....	125

# Index (continued)

## Cartridge Filters

Cartridge Filters ..... 32, 33, 34

## CFS Water Strainer Parts

Replacement Screen ..... 43  
Filter Gasket - EPDM ..... 43  
Disc Gasket - EPDM ..... 43  
Head / O-Ring Gasket - EPDM ..... 44  
Gasket Kit - EPDM ..... 44  
Top Head ..... 44  
Lid Clamp of Fasteners ..... 44

## Chiller Compressors

Chiller Compressors ..... 74

## Circuit Breaker Switches

Circuit Breaker Switches ..... 130, 131  
Phoenix Connectors ..... 131

## Clamps

Clamps ..... 26  
Beam Clamp ..... 27  
Channel Fittings ..... 27  
Clamp Guide ..... 237

## Clutch

Clutch Brake ..... 206  
RH, LH Ratchet and Clutch Assembly ..... 234

## Cooling Solenoid Valves

Cooling Solenoid Valves for Heat Transfer ..... 75

## Condenser Fan Blades / Motors

Condenser Fan Blades ..... 79  
Condenser Fan Motors ..... 79, 80, 81

## Controls

Fairway Pendant Controls ..... 59  
Picker Controls ..... 59, 60  
Blender Controls ..... 60  
WSB/GB Control ..... 61  
Feeder Controls ..... 61  
Self Contained Loader Controls ..... 61, 62  
Central Controls ..... 63, 64  
Heat Transfer Controls ..... 65, 66  
Extrusion Controls ..... 217

## Conveyor Parts

MTAC Conveyor Parts ..... 238  
Conveyor Rollers ..... 237  
MTAC Conveyor Belts ..... 238  
MDL Parts ..... 236

## Couplings

O-Ring Tubing Coupling ..... 17  
O-Ring Adapter Coupling ..... 18  
O-Ring Tubing End Cap ..... 18  
Quick Disconnect Couplings ..... 19, 20  
Pellbow - Wear Resistant Elbows ..... 21, 22, 23  
Bolted Tubing Coupling - Black Gasket ..... 24  
Bolted Tubing Coupling - Red Silicone Gasket ..... 25  
Bolted Tubing Coupling ..... 25  
Quick Disconnect Couplings  
with Proofing Switch Capabilities ..... 26

## CSC Blade

CSC Blade Wipe Kit ..... 208

## Cutter Blades

Cutter Blades ..... 194, 195, 196, 197  
TPC Planetary Cutter ..... 198, 199, 200, 201

## Cutter Bushing

Cutter Bushing ..... 203  
MedLine Cutter Bushings ..... 203

## D

## Desiccant Tanks

Desiccant Tanks ..... 119  
Desiccant Tanks - Vibrating Table ..... 120  
Raw Desiccant ..... 120

## Desiccant Wheels

Desiccant Wheels ..... 120

## Dies

Tooling - Dies ..... 241  
Die Parts ..... 241

## Digital Belt Gap Readout Kit

Digital Belt Gap Readout Kit ..... 209

## Dryers

Heating Elements for Dryers ..... 45, 46, 47, 48, 49, 50  
Gas Dryer Ignition Systems ..... 57  
Burners for Gas Dryers ..... 58

## Dryer Blowers

Dryer Blowers ..... 157

## Dryer Hose

Dryer Hose ..... 122, 123

## Dryer Resistance Temperature Detector (RTD's)

Dryer RTD's ..... 121, 122

# Index (continued)

## E

### Extrusion Controls

Extrusion Controls ..... 217

### Extrusion Motors

Pullers (For Models before 2009) ..... 214  
Cutters (For Models before 2009) ..... 214  
Saws ..... 215  
Quick Exhaust ..... 215

### Extrusion Tank Pumps / Blowers

Extrusion Tank Pumps / Blowers ..... 216

## F

### Fan Blades / Motors

Condenser Fan Blades ..... 79  
Condenser Fan Motors ..... 79, 80, 81

### Filters

Flex Filters (1981 to present) ..... 30  
Filter Drawer ..... 31  
Filters for Z Loaders ..... 32  
Cartridge Filters ..... 32, 33  
High Temperature Cartridge Filters ..... 34  
Air Intake Filters ..... 35  
Powder Loader Filters ..... 35  
Tube Loader Filters ..... 36  
Enclosure Filter Kit ..... 37  
Regeneration Filter ..... 37  
Miscellaneous Filters ..... 38  
Flex Filters ..... 39  
Air Line Filters ..... 39  
SlimLine Filter Element ..... 39  
Filters for 300 and 600 Autocolors ..... 38  
Muffler Filters ..... 39  
Filter Bags ..... 39  
Polyurethane Foam Filters ..... 40  
Air Filters for Hot Air Dryers ..... 40  
Clamp-on Air Filters ..... 40  
Tank Filters ..... 228, 229  
UV Water Filters ..... 229  
Tank Strainer ..... 230  
Tank Mesh Filter and Strainer ..... 230

### Flapper Valves

Flapper Valves ..... 149, 150

### Flex Throats

Flex Throats ..... 157

### Flex Hose

Flexible Material Conveying Hose ..... 2, 3  
Flex Hose Assemblies ..... 4, 5, 6, 7, 8

### Floating Boom Kit

Floating Boom Kit ..... 200

### Fuses

Fuses - Type FNQ ..... 175  
Fuses - Type FNQ-R ..... 176  
Fuses - Type JJN ..... 176  
Fuses - Type JJS ..... 177  
Fuses - Type MDA ..... 177  
Fuses - Type LP-CC ..... 178  
Fuses - Class J Dual ..... 179  
Fuses - Fusetron ..... 180  
Fuses - Axial Lead and Cartridge Fuse ..... 180

## G

### Gaskets

Adhesive Backed Gasket Material ..... 130  
Tank Gaskets ..... 218, 219, 220

### Gast Blowers

Gast Blowers ..... 158

### Gear Box Assembly

200 Series Gearbox Assembly ..... 118

### Gear Motors

Bed Drive Motors for Carousel Dryers ..... 169  
Mixer Motors / Auger Drive Motors ..... 169, 170  
Bed Drive Gears ..... 171

### Granulator Blades

Granulator Blades ..... 82-91  
Bolts on Conversion Kits ..... 91

### Granulator Drive Belts

Granulator Drive Belts ..... 103-105

### Granulator Rotor Motors

Granulator Rotor Motors ..... 102

### Granulator Screens

Granulator Screens ..... 92-101

## H

### Handy Hopper Bags / Cones / Flex Throats

Handy Hopper Replacement Cones .....	159
Machine Handy Hopper .....	159
Flex Throats .....	159

### Heater Packs

Heater Packs .....	175, 176
--------------------	----------

### Heating Elements for Dryers

D-30 Dryer .....	45
D-20 Dryer .....	45
Heating Elements for Dryers .....	46, 47, 48, 49, 50
Heating Elements for Water Temperature Control Units .....	51
Heating Elements for Micro Temperature Control Units .....	51
Heating Elements for Oil Temperature Control Units .....	51
Heating Elements for Mold Temperature Control Units .....	52, 53

### Heaters

Tube Heaters .....	54, 55, 56
Gas Dryer Ignition Systems .....	57
Burners for Gas Dryers .....	58

### Heat Exchangers

Heat Exchangers .....	242, 243, 244, 245
Flat Plate Heat Exchangers .....	244, 245

### Heat Transfer Controls

Heat Transfer Controls for TW1 & TW2 Controls .....	65
Heat Transfer Controls for MT2 & MT3 Controls .....	66

### Heat Transfer & Chiller Switches

Heat Transfer & Chiller Switches .....	78
--	----

### Hoses

Flexible Material Conveying Hose .....	2, 3
Flex Hose Assemblies .....	4, 5, 6, 7, 8
Hose Adapter Assembly .....	9
Dryer Hose .....	122
Insulated 4 Ply Silicone Hi-Temp Gravity Feed Hose Assembly .....	123
Tank Hoses .....	225

### IEC Starters

IEC Starters .....	173
--------------------	-----

## I

### Idle Mode Valves

Idle Mode Valves .....	135
------------------------	-----

### Impellers

Impellers .....	69
-----------------	----

## L

### Load Cell Assembly

WSB / GB Blenders .....	161
-------------------------	-----

### Loader Cables

Loader Control Drop Cables .....	153
Loader Control Remote Cables .....	154

### Loading Solenoid Valve Assemblies

Loading Solenoid Valve Assemblies .....	137, 138
---	----------

### Vacuum Loader Motors

Vacuum Loader Motors .....	155
----------------------------	-----

## M

### Magnetic Reed Switch

Magnetic Reed Switch .....	132
----------------------------	-----

### MedLine Parts

MedLine Cutter Bushings .....	203
MedLine Puller / Cutter Parts .....	204, 205
MedLine Puller / Cutter Mister Canister Parts .....	205
MedLine Puller / Cutter Digital Belt Gap Readout Kit .....	209

### Modulating / Cooling Solenoid Valves

Modulating / Cooling Solenoid Valves .....	75, 76
Electric - Actuated Ball Valves .....	77

### Motors

Water Pump Motors .....	70
Pump / Motor Assembly .....	71, 72, 73
Vacuum Loader Motors .....	155
Vacuum Pump Motors .....	156
Blender Mixer Motors .....	161
High Horsepower Bed Drive Motor .....	166
Gear Motors .....	169, 170
Automation Motors .....	187
Extrusion Motors .....	214, 215

# Index (continued)

## MTAC Conveyor Parts

Conveyor Rollers .....	238
MTAC Conveyor Parts .....	238
MTAC Conveyor Belts .....	238

## Muffler Filters

Muffler Filters .....	41
-----------------------	----

## O

### O-Ring Tubing Coupling

O-Ring Tubing Coupling .....	17, 18
------------------------------	--------

### Overloads / IEC Starters / Magnetic Starters

Overloads .....	172
IEC Starters .....	173
Magnetic Starters .....	173, 174
Lighting Contractors .....	174

## P

### Pellbows

Pellbow - Wear Resistant Elbows .....	21, 22
Pellbow Installation Kit .....	23

### Pelletizer Blades / Knives

Pelletizer Blades / Knives .....	106-110
----------------------------------	---------

### Pelletizer Feedrolls

Pelletizer Feedrolls .....	111-116
----------------------------	---------

### Pelletizer

Pelletizer 200 Series U-Joints .....	117
Pelletizer 3000 Series U-Joints .....	117

### Pilot Valve

Pilot Valve .....	141
-------------------	-----

### Piston Cup

Piston Cup .....	128
------------------	-----

### Pinch Roll Parts

Pinch Roll Parts .....	204
------------------------	-----

### Powder Loader Filters

Powder Loader Filters .....	35
-----------------------------	----

### Pre-Skinners

2" Pre-Skinner Chamber .....	239
Pre-Skinners .....	239

### Puller Belts

Puller Belts .....	210, 211, 212
--------------------	---------------

### Puller Cleats

Puller Cleats .....	213
---------------------	-----

### Pullers

Gear Box Assembly for 4-26 and 6-39 Vertical Drive Pullers .....	208
Puller Timing Belts .....	208

### Pump Blowers

Vacuum Pump Blowers .....	156
---------------------------	-----

### Pump Motors

Water Pump Motors for Chillers and Heat Transfer Units .....	70
Vacuum Pump Motors .....	156

### Pump / Motor Assembly

Pump / Motor Assembly .....	71, 72, 73
-----------------------------	------------

### Pump Seal Kits

Pump Seal Kits .....	67, 68
----------------------	--------

## R

### Regeneration Filter

Regeneration Filter .....	37
---------------------------	----

### Retrofit Assembly

High Horsepower Bed Drive Motor Upgrade Retrofit Assembly .....	166
--	-----

### Retrofit Control

WSB/GB Retrofit Control .....	61
-------------------------------	----

### Rollers / Shafts / Pedestals

Rollers / Shafts / Pedestals .....	240
------------------------------------	-----

### Dryer Resistance Temperature Detector (RTD's)

Dryer RTD's, RTD's .....	121, 122
--------------------------	----------

### Rubber Rings

Rubber Ring .....	125, 126, 127
Rubber Liners .....	128

## S

### Saw Blades

Saw Blades .....	202
TS Up Cut Saw Blade .....	202
TS Up Cut Cylinder .....	202

### Seals / Rubber Rings

Adhesive Backed Gasket Material .....	130
---------------------------------------	-----

# Index (continued)

Cone Assembly .....	130	Extrusion Tank Pumps / Blowers .....	216
Hopper Seals .....	129	Tank Debubbler .....	229
Lid Gaskets .....	129	Tank Filters - For all Models .....	230
Piston Cup .....	128	Tank Filters and Regulators .....	231
Rubber Ring .....	125-127	Tank Fittings .....	222, 223, 224
Rubber Liners .....	128	Tank Floats .....	226
Self Loc Valve Seals for CV & RV Valves .....	127	Tank Gaskets .....	218, 219, 220
Valve Cone Covers .....	128	Quick Change Gasket Assembly .....	219
<b>Sensors</b>		Tank Gauges .....	230
Sensors .....	133, 134	Tank Gears, Pulleys, Bearings and other Parts .....	229
<b>Sight Glasses</b>		Tank Handles .....	236
Viewing Chamber Sight Glass .....	135	Tank Hoses .....	225
Sight Glass Assembly .....	136	Tank Mesh Filter and Strainer .....	232
Sight Glass .....	135	Tank Miscellaneous Parts .....	236
<b>SlimLine Filter</b>		Tank Nozzles, Elbows and Muffler .....	233
SlimLine Filter Element .....	39	Tank Parts .....	228
<b>Solenoid Valves</b>		2" Pre-Skinner Chamber .....	239
Access Solenoid Valve .....	140	Pre-Skinners .....	239
Cooling Solenoid Valves for Heat Transfer .....	73	Tank Pins and Springs .....	235
Loading Solenoid Valve Assemblies .....	137, 138	Rollers / Shafts / Pedestals .....	240
Slow-Closed Solenoid Valves for Heat Transfer .....	76	Tank Spray Nozzles & Parts .....	221
Solenoid Valves .....	139	Tank Strainer .....	232
Solenoid Valve with Din Connector .....	140	Tank Switches, Circuits and other Parts .....	236
Solenoid Valve for Gas Fired Dryers .....	141	Tank Thermometer .....	229
<b>Starters</b>		Tank Valves .....	225, 226
IEC Starters .....	173	UV Water Filters .....	231
Magnetic Starters .....	173, 174		
Lighting Contractors .....	174	<b>TBC</b>	
<b>Switches</b>		Aluminum Drop Line Tee .....	11
Automation Switches .....	191, 192	Beam Clamp .....	27
Circuit Breaker Switches .....	130, 131	Bolted Tubing Coupling .....	24, 25
Heat Transfer & Chiller Switches .....	78	Channel Fittings .....	27
High Speed Switch & Timing Boards .....	206	Clamps .....	26
Magnetic Reed Switch .....	132	Distribution Box Feed Tube Assemblies .....	28
Phoenix Connectors .....	131	Common Line "Y" Diverter Assembly .....	15
Tank Switches, Circuits and other Parts .....	236	90 Degree Diverter "Y" .....	17
		2 Position Fantail Adapter Weldment .....	16
		Fantail Y-Adapter Weldment .....	16
		Feed Tube "Y" Diverter 30 Degree .....	14
		Flexible Material Conveying Hose .....	2, 3
		Flex Hose Assemblies .....	4, 5, 6, 7, 8
		Pellbows - Wear Resistant Elbows .....	21
		Horizontal Feed Tubes .....	29, 30
		Hose Adapter Assembly .....	9
		O-Ring Tubing Coupling .....	17, 18
<b>Tanks</b>			
Air Wipes .....	233		
Calibrator Parts .....	240		
Communication Cables .....	227		

# Index (continued)

O-Ring Tubing End Cap .....	18
Quick Disconnect Couplings .....	19, 20
Quick Disconnect Couplings with Proofing Switch Capabilities .....	28
Rigid Tubing .....	1
Tee/Open .....	10
Tee/Capped .....	10
Tubing Bends .....	13, 14
Vacuum Elbow .....	12
Vacuum Tees .....	11
Vertical Feed Tubes .....	29
Wear Tee .....	12
W150-400 Dryer Adapter Kit .....	9
<b>Tees</b>	
Aluminum Drop Line Tee .....	11
Tee/Open .....	10
Tee/Capped .....	10
Vacuum Tees .....	11
Wear Tee .....	12
<b>Timers</b>	
Cam Timers .....	124
Solid State Plug-in Timers (8 Pin) .....	125
<b>Tooling - Dies</b>	
Tooling - Dies .....	241
Die Parts .....	241
<b>TPC Planetary Cutter</b>	
TPC Planetary Cutter .....	198, 199, 200, 201
<b>TrueBlend / TrueWeigh</b>	
TrueBlend / TrueWeigh .....	162
TrueFeed .....	162
<b>TS Up Cut</b>	
TS Up Cut Cylinder .....	202
TS Up Cut Saw Blade .....	202
<b>Tubing</b>	
Common Line "Y" Diverter Assembly .....	15
90 Degree Diverter "Y" .....	17
Distribution Box Feed Tube Assemblies .....	28
Feed Tube "Y" Diverter 30 Degree .....	14
Horizontal Feed Tubes .....	29, 30
Tubing Bends .....	13, 14
Rigid Tubing .....	1
Vacuum Elbow .....	12
Vertical Feed Tubes .....	29

## Tube Heaters

Tube Heaters .....	54, 55, 56
--------------------	------------

## Tube Loader Filters

Tube Loader Filters .....	36
---------------------------	----

# V

## Vacuum

Bolt on Vacuum and Material Line Adapters for Access Loaders and Access Receivers .....	150
Vacuum Elbow .....	12
Vacuum Loader Motors .....	155
4 Inch Air Vacuum Manifold .....	150
6 Inch Air Vacuum Manifold .....	150
Vacuum Pump Blowers .....	156
Vacuum Pump Motors .....	156
Vacuum Regulator and Vacuum Flow Control .....	234
Vacuum Tees .....	11

## Valves

Cooling Solenoid Valves for Heat Transfer .....	75
Electric - Actuated Ball Valves .....	77
Flapper Valves .....	151, 152
Idle Mode Valves .....	135
In Line Air Valve .....	141
Loading Solenoid Valve Assemblies .....	137, 138
Manifold Air Valve .....	140
Modulating Valves for Heat Transfer .....	75, 76
Pilot Valve .....	141
Slow-Closed Solenoid Valves for Heat Transfer .....	76
Solenoid Valves .....	139, 140
Tank Valves .....	225, 226
Valve Cone Covers .....	128

# W

## Water Pump Motors

Water Pump Motors .....	70
-------------------------	----

## Water Strainer

CFS Water Strainer Parts .....	43, 44
--------------------------------	--------

## Weigh Bins

Weigh Bins .....	160
------------------	-----