

# Direct Feed Receivers for Low Throughput

K Loaders provide a compact material receiver for direct-to-machine mounting that eliminates an inventory of material over the machine throat.

Only the material needed for one or two shots of processing are transferred, so materials will not regain moisture after drying. There's also less material to drain, so material changes are faster.



K2 stainless steel

## Transfer Only the Material You Need

By minimizing your transfer of material to only one or two shots, dried hygroscopic materials don't have time to regain moisture during conveying.

The modular K Loader line with quick disassembly sections greatly simplifies material changes.

The K2 model is available in both carbon and stainless steel and features push-fit sections for the simplest, fastest disassembly.

The K2CR is a polished stainless steel model with thumbscrew clamp connectors at each section for maintaining the highest cleanliness standards. The K2CR is popular for traditionally high-end polycarbonate, optical media molding, and other clean room environments.

Select either 8 oz. (small) or 33 oz. (large) viewing chambers for just the right amount of material inventory above the machine throat.

### ▶ **Modular components**

Mix and match components for sight glass size, material and vacuum line size, and other options to suit your needs.

### ▶ **Abrasion free material flow**

Materials flow directly to the machine throat from the top of the loader section, minimizing material breakdown from abrasion.

### ▶ **Compatible with your process**

Compact size fits nearly any small machine throat and options are easily added to assure optimized performance with dried materials, regrinds and a broad range of throughputs.

### ▶ **See your material flow**

A sight glass replaces machine hoppers. Proximity level sensors provided for demand signaling. No moving parts.

### ▶ **Choice of control**

The Universal Terminal Box (UTB) is mounted on your receiver. The UTB works with FLX-128 Plus. The optional ELC control is a stand-alone loading control based on a receiver integrated CAN open network.



## Features



**Easy disassembly for fast cleanout**  
Modular, no-tools design provides super-fast cleanout. The K2 model (left) features push-fit components with integrated neoprene seals. The K2CR (right) is equipped with quick release flanged couplings with silicone seals.




**Small receiver, yet maximum filter area**  
Each K Loader model features a no-tools, lift-out stainless steel screen cylinder to maximize filter area and allow fast easy cleaning.


## Options



**Isolator valve**  
For installations where an air-tight vacuum seal is not obtainable at the machine throat. (K2 only)

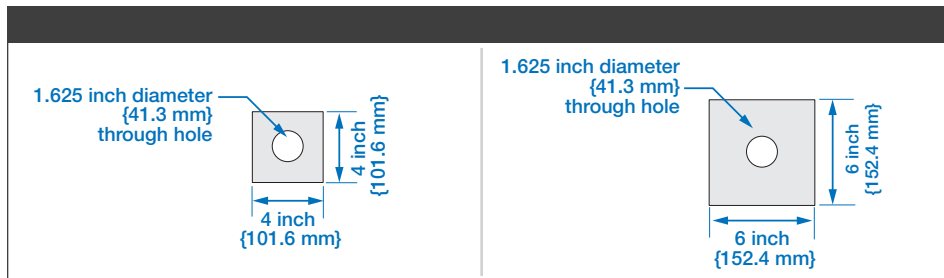


**Vacuum sequencing valve**  
Allows central vacuum operation and may be mounted remotely or directly to the K Loader.



**Drawer and insert magnet**  
Stop tramp metal before it passes to the machine throat. (K2 only)

## Specifications



**Specification Notes**

- \* Stainless steel construction is available as an option on the K2 model.
- † Compressed air requirement is needed only if the K Loader is equipped with an optional sequencing valve.

Specifications may change without notice. Consult with a Conair representative for the most current information.

Models	K2		K2CR	
<b>Performance characteristics</b>				
Receiver volume ft <sup>3</sup> {liters}	0.08 {2.26}			
Receiver capacity lb {kg}	2.80 {1.27}			
Material/vacuum line size OD in {mm}	1.5 - 2 {38.1 - 50.8}			
Viewing chamber selection	small (8 oz.)	large (33 oz.)	small (8 oz.)	large (33 oz.)
<b>Dimensions inches {mm}</b>				
A - Height with viewing chamber	19 {482.6}	25 {635.0}	19 {482.6}	25 {635.0}
B - Height to center of material inlet...				
with straight inlet	23.5 {596.9}	29.5 {749.3}	23.5 {596.9}	29.5 {749.3}
with 45 inlet	25.5 {647.7}	31.5 {800.1}	25.5 {647.7}	31.5 {800.1}
with 90 inlet	25.5 {647.7}	31.5 {800.1}	25.5 {647.7}	31.5 {800.1}
C - Height to center of vacuum outlet	16.5 {419.1}	22.5 {571.5}	16.5 {419.1}	22.5 {571.5}
D - Hopper diameter	7.5 {190.5}			
<b>Weight lb {kg}</b>				
Installed	10.5 {4.8}	14 {6.4}	9 {4.1}	13 {5.9}
Shipping	14 {6.4}	21 {9.5}	12 {5.4}	20 {9.0}
Filter type	20 mesh stainless steel screen cylinder			
Standard construction material*	carbon steel		stainless steel	
Compressed air requirement†	80-120 psi {5.5-8.3 bars}			

