

# Railcar Unloading That is Simple and Self-Cleaning

Simple to operate and easy to maintain, the system requires minimal attention and features an easy-to-use control. The self-cleaning feature eliminates typical maintenance while the ground level dust collector and silo-mounted stainless steel receiver provide easy access for filter changes. The VRU is a reliable, low cost and simple solution for your railcar unloading requirements.



**Model VRU, Bulk Vacuum Receiver 4-inch OD**

VRU system also includes:  
4-inch Bulk Pump 25 Hp 480/3/60  
4-inch Bulk Dust Collector

## Highly Reliable, Low Cost, Simple to Operate

Its reliability is based on simplicity. The VRU uses a vacuum pump to convey material to a silo-mounted receiver. A timed valve on the pump then reverses the air flow to "power unload" the receiver and backwash all filters in the system without stopping the pump. Operation is completely automatic, highly efficient and fast.

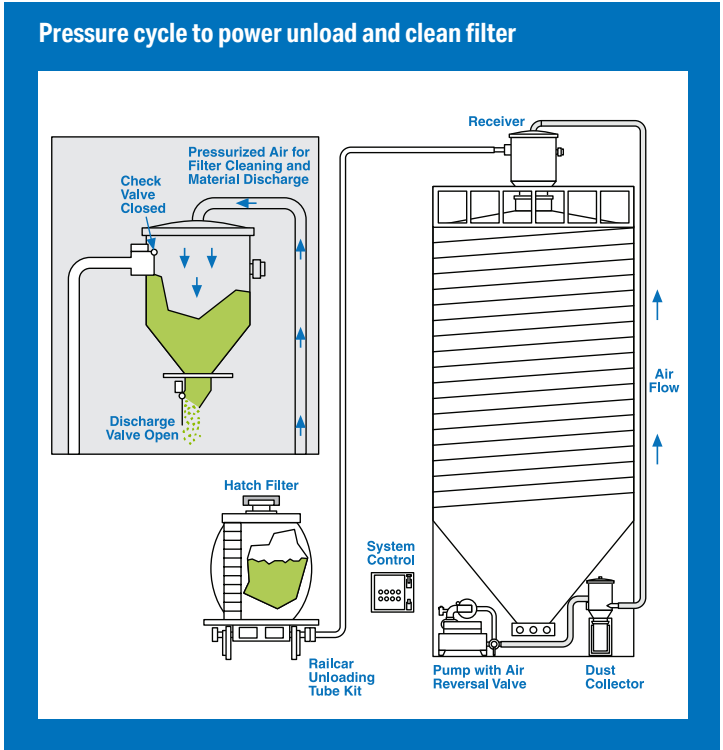
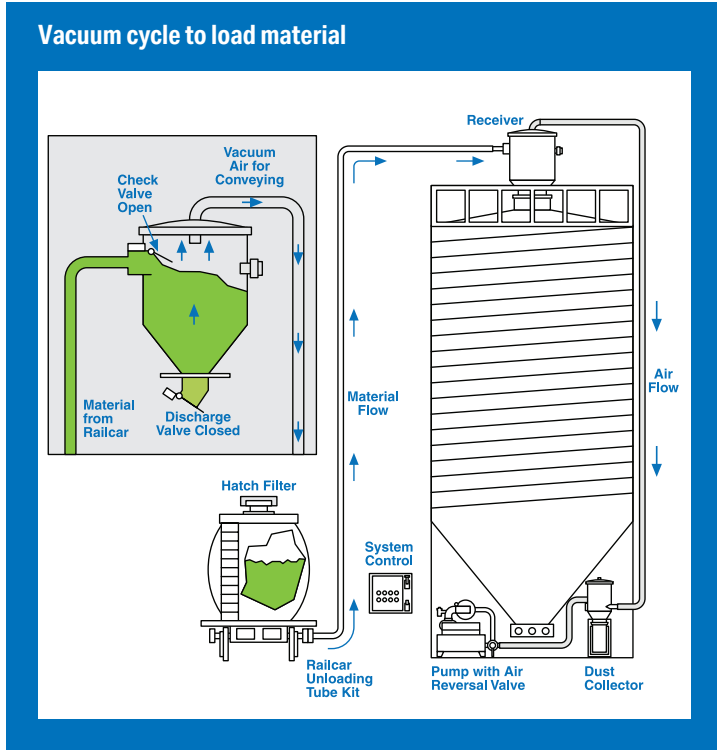
A lower cost alternative to combination vacuum/pressure units, the single pump/dust collector design of the VRU can direct material to as many as 12 silos by just adding receivers, allowing your system to grow with your material conveying needs.

If you need proven, long-life performance for unloading bulk material from distances up to 500 ft {152.4 m} without the investment in a vacuum/pressure unit, put one of Conair's VRU systems to work for you.

- **Reliable, efficient operation**  
Loads, power unloads and cleans filters automatically with each cycle.
- **Low cost, versatile**  
Allows system to grow with your needs.
- **Simple to operate; easy to maintain**  
Requires minimal attention and maintenance.
- **Turn-key operation**  
The Cycling Loader comes ready to use, equipped with controls, interconnecting hose, piping and valves.
- **System Components Include:**
  - Stainless steel bulk receiver with 7 ft<sup>3</sup> capacity
  - Vacuum pump assembly with air reversal valve
  - Dust collector
  - System control: Standard model monitors up to 4 silos; optional model up to 6 silos
  - Railcar unloading tube kit
  - 10 ft. {3.04 m} and 20 ft. {6.09 m} flex hoses with quick couplers; available in stainless steel as an option
  - Railcar hatch filter



# How it Works



# Specifications

Dimensions	inches {mm} (All Models)			
	Control	Receiver	Pump	Dust Collector
Height	25 {635}	45 {1143}	52 {1321}	67 {1702}
Width	25 {635}	28 {711}	37 {940}	23 {584}
Depth	8 {203}	28 {711}	62 {1575}	19 {483}
Weight lb {kg}	100 {45}	145 {66}	720 {327}	180 {82}
Model	VRU 10	VRU 15	VRU 25	
Motor Hp	10	15	25	
Voltage	Full load amps*			
240	30	40	60	
480	15	20	30	

Power is connected to the main control enclosure.  
Cable must be provided to connect the pump motor to the control.

#### Compressed air requirement

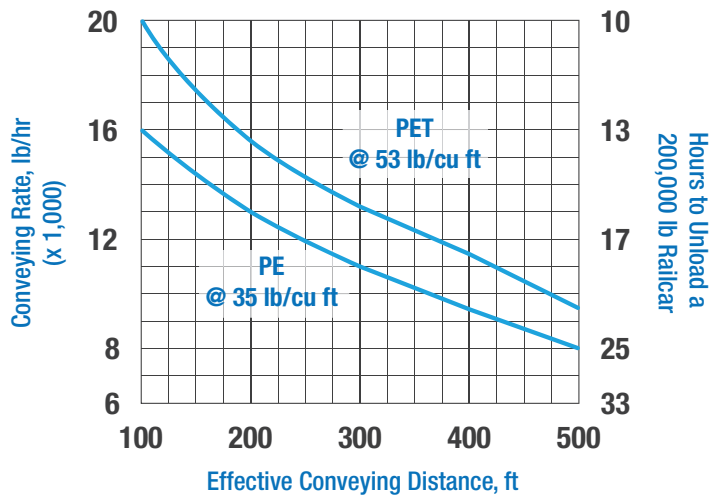
¼ inch NPT to Air Reversal Valve on Vacuum Pump - 60 psi @ 1 CFM

Conair offers a complete line of bulk conveying systems for rates up to 50,000 lb/hr {22,679.6 kg/hr} and distances up to 1,000 ft. {304.8 m} Conair's engineers will evaluate your requirements and offer the system solution that best fits your needs.

#### Specification Notes

\* In pounds per hour, rates are approximate. Contact a Conair Representative for guaranteed rates for your application.  
Specifications may change without notice. Consult with a Conair representative for the most current information.

### Typical conveying rate/distance performance for VRU 25



Model	VRU 10	VRU 15	VRU 25
Throughput rates for VRU systems			
Throughput with PE 35 lb/ft <sup>3</sup> *			
at 100 ft.	7000 lbs/hr	11000 lbs/hr	16000 lbs/hr
at 500 ft.	3000 lbs/hr	5000 lbs/hr	8000 lbs/hr
Throughput with PET 53 lb/ft <sup>3</sup> *			
at 100 ft.	9000 lbs/hr	14000 lbs/hr	20000 lbs/hr
at 500 ft.	4000 lbs/hr	6000 lbs/hr	9500 lbs/hr
Material / air line size			
	2.5 inch OD	3 inch OD	4 inch OD

