

Weather-Tight Bulk Storage with No Maintenance

Structurally tough. Contamination-free. Conair's aluminum silos are designed to match the rigidity of a steel structure. Unlike a steel structure, this silo requires no external painting or internal epoxy coating. In fact, no routine maintenance is needed inside or out.

Aluminum silos keep your expensive material in pristine condition, free from contamination due to rust or flaking. The silos are guaranteed to be water-tight.



All-Aluminum and Roll Formed

The Conair spiral silo is manufactured, literally, from the top down. A coil of 11 gauge sheet aluminum is fed into a circular roll forming machine. The forming machine rotates and joins the edges into an airtight fit which is double crimped under extreme pressure, to form what amounts to a one piece structure.

The spiral silo is available in either 11 foot 6 inch or 13 foot 11 inch diameter, pre-formed at the factory and shipped ready to erect in one day. Storage capacities range from 1,292 to 8,001 cubic feet.

Conair installation crews can set the silo on the customer poured pad, connect all accessories and install the unloading and conveying system to get you up and running.

▶ Superior quality construction

High quality, non-ferrous aluminum silos are a practical solution for contamination-free storing of expensive pelletized or powdered plastic materials.

▶ Three cone configurations

Cone configuration is determined by material type. Silos formed for pellet storage usually have a 45° cone bottom. For powder and hard-to-flow materials the silo includes a 60° cone. A 45°/70° compound cone is used for PET materials.

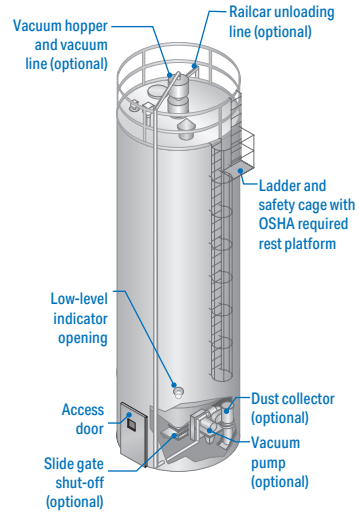
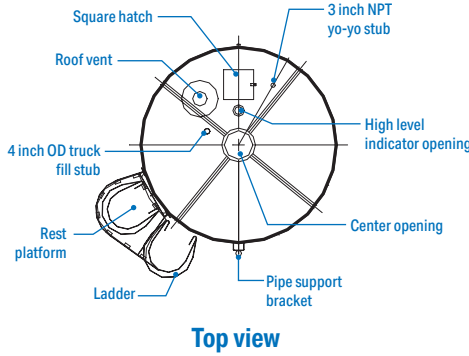
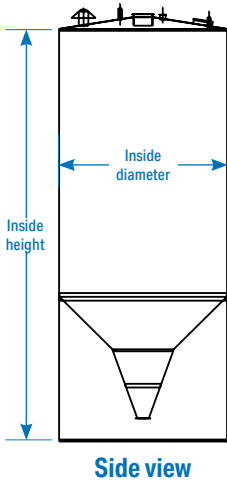
▶ Customized to fit your needs

Options include a safety cage and rest platform for silos over 30 feet, a ladder and a slide gate shut-off which is pre-drilled to accept an optional Conair distribution box.

▶ Many standard features

Included as standard are: a prefabricated roof with access hatch, roof vent, perimeter guardrail with safety toe board and railing. Also, a vacuum receiver mounting flange, truck-fill nipple, high and low level indicator mounts, mounting flange for the slide gate shut-off and a fully enclosed weather-proof vented silo skirt with a louvered access door is included. If two or more silos are purchased at once, a four foot (span) crossover walkway is provided.

Specifications



Application Notes	
• Construction Material:	5052 - H-32 Aluminum
• Wind load §	100 mph
• Snow load	40 lbs/ft ²

SAS Models											
Inside diameter	11 ft, 6 inches										
Silo inside height ft {m}*	24 {7.3}	28 {8.5}	30 {9.1}	32 {9.8}	36 {11.0}	40 {12.2}	44 {13.4}	48 {14.6}	52 {15.8}	56 {17.1}	60 {18.3}
Performance characteristics											
Silo capacity 45° cone ft ³ {liters}††	1818 {51,486}	2234 {63,267}	2441 {69,129}	2649 {75,020}	3065 {86,801}	3480 {98,554}	3896 {110,335}	4311 {122,088}	4727 {133,869}	5142 {145,621}	5558 {157,403}
Weight lb {kg} **											
Shipping (empty)	4066 {1844}	4459 {2023}	4768 {2136}	5076 {2302}	5664 {2569}	6117 {2775}	6569 {2980}	7020 {3184}	7846 {3559}	8341 {3783}	8838 {4009}
Full to capacity	76,786 {34,830}	93,819 {42,556}	102,408 {46,451}	111,036 {50,365}	128,264 {58,180}	145,316 {65,914}	162,409 {73,667}	179,460 {81,402}	196,926 {89,324}	214,021 {97,078}	231,158 {104,851}

SAS Models											
Inside diameter	13 ft, 11 inches										
Silo inside height ft {m}*	24 {7.3}	28 {8.5}	30 {9.1}	32 {9.8}	36 {11.0}	40 {12.2}	44 {13.4}	48 {14.6}	52 {15.8}	56 {17.1}	60 {18.3}
Performance characteristics											
Silo capacity 45° cone ft ³ {liters}††	2525 {71,508}	3133 {88,717}	3438 {97,364}	3742 {105,961}	4350 {123,192}	4958 {140,395}	5566 {157,612}	6176 {174,904}	6784 {192,101}	7392 {209,318}	8001 {226,588}
Weight lb {kg} **											
Shipping (empty)	4938 {2240}	5452 {2473}	5892 {2673}	6331 {2872}	6850 {3107}	7371 {3343}	7890 {3579}	8836 {4008}	9428 {4276}	10027 {4548}	10611 {4813}
Full to capacity	111,299 {50,448}	136,615 {61,968}	149,275 {67,710}	161,933 {73,452}	188,265 {85,395}	213,581 {96,878}	238,897 {108,362}	264,218 {119,847}	28,9534 {131,330}	314,850 {142,814}	340,166 {154,297}

Specification Notes	
* For overall height add 43 inches to inside height to account for the guardrail.	§ Wind load is 100 mph for Seismic Zones I and 140 mph for Seismic Zone II and III.
† Cones are available in 45° for pellets, except PET; 60° for powdered materials; and compound 45°/70° for PET pellets.	** Weight is based on 40 lb/ft ³ materials.
‡ Reduce silo capacity for 60° cone. 10 feet, 6 inches, subtract 162 ft ³ ; 11 feet, 6 inches, subtract 245 ft ³ ; and 13 feet, 11 inches, subtract 460 ft ³ . Reduce silo capacity for a 45°/70° compound cone. 11 feet, 6 inches, subtract 460 ft ³ ; and 13 feet, 11 inches subtract 534 ft ³ .	Specifications may change without notice. Check with a Conair representative for the most current information.

