

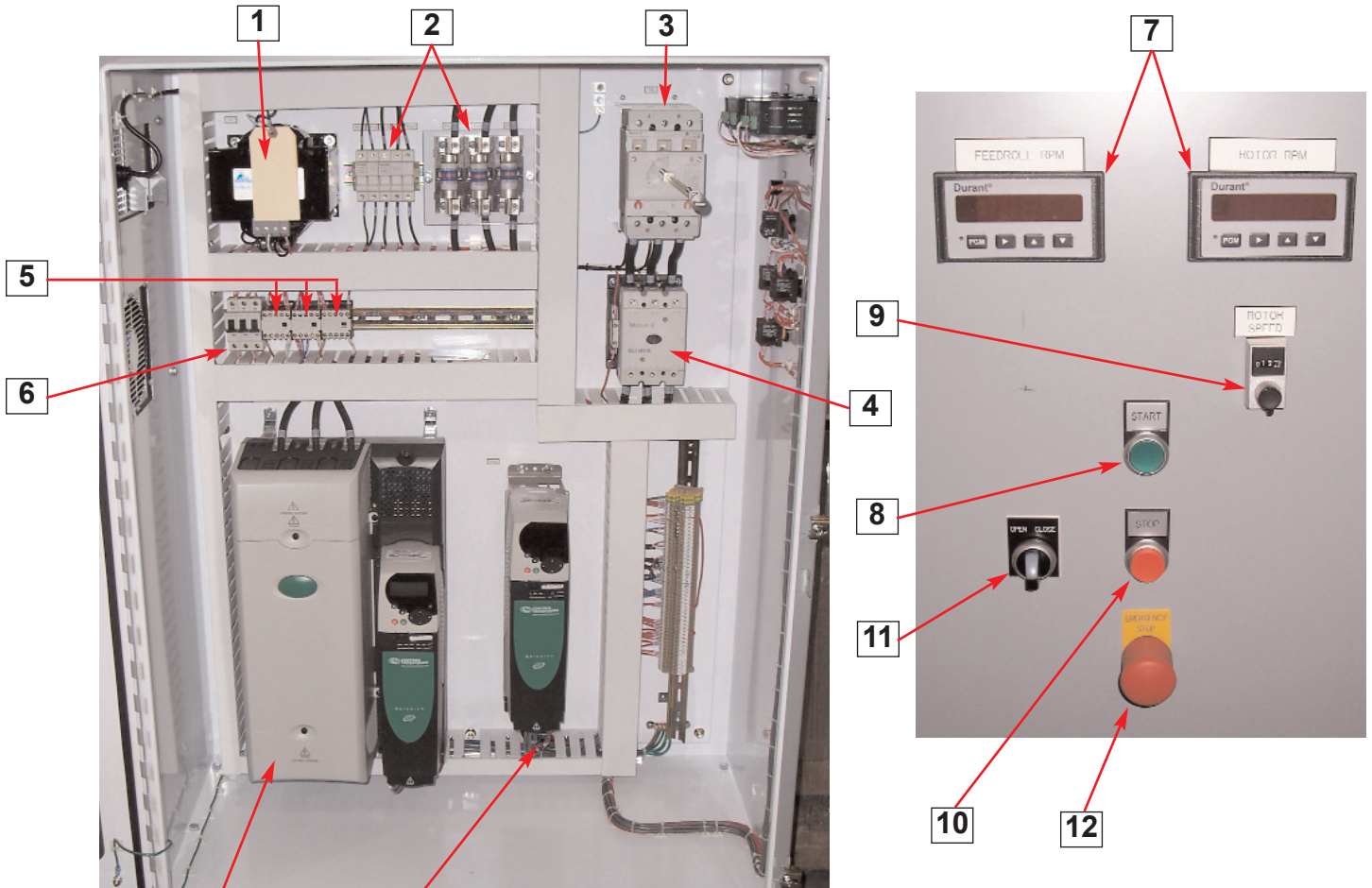
Parts Identification Guide

PIP001/0106

# Pultrusion Pelletizers

## S3000P Series






1-VSD

2-VSD

**Pultrusion Pelletizer S3000P Series**


- 1. Transformer
- 2. Fuses
- 3. Disconnect
- 4. Overload
- 5. Relays
- 6. Breakers
- 7. Digital Readout
- 8. Start Button
- 9. Speed Control
- 10. Stop Button
- 11. 2 Position Switch
- 12. Emergency Stop Button

1-VSD. One Variable Speed Drive  
 2-VSD. Two Variable Speed Drive




**Pultrusion Pelletizer  
S3000P Series**

- 13. Upper Feed Roll
- 14. Bed Knife
- 15. Bolt-On Blade
- 16. Rotor
- 17. Lower Feed Roll
- 18. Inner Feed Roll
- 19. Feed Table




20



21

22





23

24




### Pultrusion Pelletizer S3000P Series

- 20. Air Solenoid Valve
- 21. Oil Reservoir
- 22. Dual Drive Motor
- 23. Flow Controls
- 24. Air Cylinder





### Pultrusion Pelletizer S3000P Series

- 25. UFR Bearing Block
- 26. UFR Lock Nut
- 27. UFR Bearing
- 28. LFR Eccentric
- 29. LFR Lock Nut
- 30. LFR Bearing
- 31. Slide Rail Lock Handle
- 32. Cylinder Locking Bar




**Pultrusion Pelletizer  
S3000P Series**

- 33. Emergency Stop
- 34. Push-Pull Valve
- 35. Air Filter Regulator
- 36. Hydraulic / Air Cylinder for Sound Hood
- 37. Safety Switch
- 38. Cutting Chamber Cover Hinge
- 39. Cutting Chamber Cover Stops



### Pultrusion Pelletizer S3000P Series

- 40. Rotor Eccentric
- 41. Rotor Eccentric Cap
- 42. Rotor Drive Belt
- 43. Rotor Pulley
- 44. Rotor Pulley Bushing
- 45. Rotor Motor
- 46. Rotor Motor Pulley



**Pultrusion Pelletizer  
S3000P Series**

- |                                   |                            |                       |
|-----------------------------------|----------------------------|-----------------------|
| 47. Idler Puller                  | 54. UFR Bearing Block      | 61. Driven Pulley     |
| 48. Idler Bearing                 | 55. UFR U-Joint            | 62. Bushing           |
| 49. Worm Gear                     | 56. LFR Eccentri           | 63. Drive Belt        |
| 50. Worm Gear Shaft               | 57. Air Cylinder           | 64. UFR Drive Shaft   |
| 51. Brass Gear                    | 58. Gear Box Driven Pulley | 65. Gear Box Assembly |
| 52. Rotor Bearing                 | 59. Drive Belt, Gear Box   | 66. LFR Drive Shaft   |
| 53. Safety Switch Cutting Chamber | 60. Idler Shaft            | 67. LFR U-Joint       |