


Parts Identification Guide

PIH008/0305





TWCD Thermolator





TWCD

- 1. To Process Pressure Gauge
- 2. From Process Pressure Gauge
- 3. Heater
- 4. Transformer
- 5. Motherboard
- 6. TW1 Ribbon Cable
- 7. Main Terminal Block
- 8. Mercury Contactor Heater
- 9. Pump Contactor
- 10. Pump Overload
- 11. TW1 Graphic Overlay w/Operator Board underneath



TWCD

- 3. Heater
- 12. From Process Strainer
- 13. To Process Connection
- 14. From Process Connection
- 15. Cooling Solenoid Valve
- 16. Pressure Relief Valve
- 17. Cool in Pressure Regulator
- 18. Cool in Y-Strainer
- 19. Pump Motor
- 20. Dual Water Pressure Switch
- 21. To Process Thermocouple
- 22. Pressure Regulated Bypass Valve
- 23. Cool Out Connection
- 24. Cool In Connection