



Parts Identification Guide
PIB002/0105


WSB Micro Blender





WSB Micro Blender

1. Hopper Lid
2. Round Sightglass
3. Air Connection - Quick Disconnect
4. Load Cell Assembly
5. Removable Hopper Assembly with Vertical Valve
6. Air Cylinder Weigh Bin Dump Valve
7. Weigh Bin Assembly
8. Mixer Assembly
9. Mix Chamber Access Door



- WSB Micro Blender
- 4. Load Cell Assembly
 - 10. Air Regulator and Filter
 - 11. Air Mix Motor
 - 12. Door Latches (4)
 - 13. Mix Chamber Access Window
 - 14. Air Solenod Assembly