
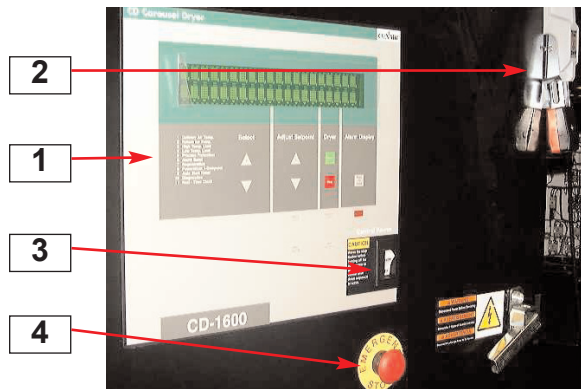



Parts Identification Guide
PID005/0105

CD 1600 Dryer







CD1600

- 1. Control Label
- 2. Disconnect Switch
- 3. On/Off Rocker Switch
- 4. Emergency Stop Button
- 9. Power Supply
- 10. Power Filter Sub Assembly
- 11. Transformer
- 12. Main Disconnect Switch
- 13. Card Rack Assembly
- 14. Process Blower Overload

- 15. Process Starter
- 16. Regeneration Blower Starter
- 17. Regeneration Blower Overload
- 18. Dewpoint Sensor
- 19. Heater Contactor
- 20. Vacuum Fluorescent Display Board
- 21. Operator Board
- 22. Rocker Switch
- 32. Control Relay
- 33. Fuses



CD1600

- 5. Desiccant Bed Drive Motor
- 6. Limit Switch
- 7. Large Gear
- 8. Bed Plates
- 29. Regeneration Heater Assembly
- 30. Process Heater Assembly
- 31. Desiccant Tanks