


Parts Identification Guide
PIE002/0105

Traveling Cut-Off Saw

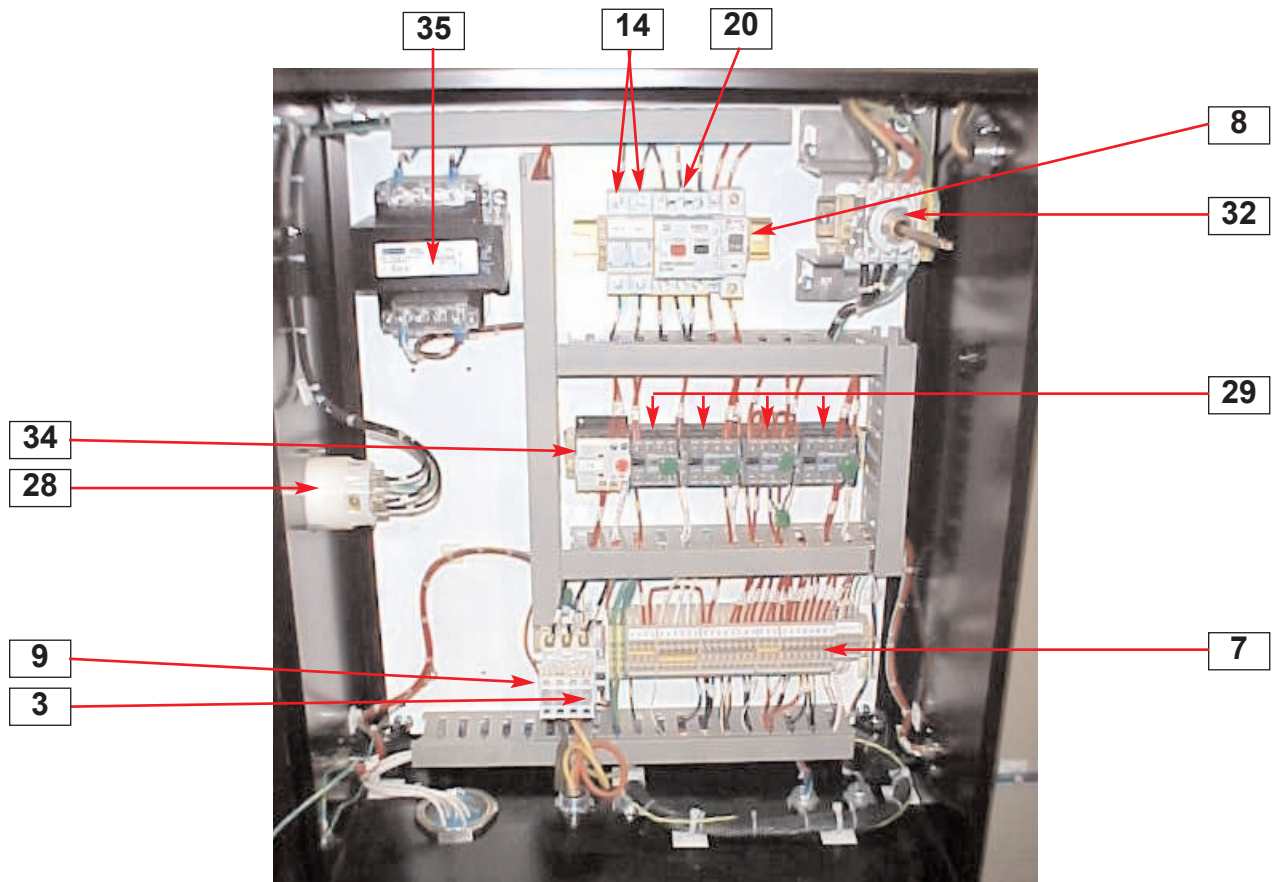
Model CTS







CTS

- 5. Belt, Plastic Conveyor
- 6. Blade Height Assembly
- 12. Filter / Regulator / Lubricator
- 13. Flow Control (3)
- 15. Gauge 0-100 PSI
- 17. Holder, Spring Action
- 18. Hose Transition Weldment
- 23. Pad - Floor Lock (rubber)
- 30. Serial Tag
- 31. Spanner Wrench
- 36. Upper Guard Weldment



CTS


- | | |
|-------------------------------|-----------------------------------|
| 3. Auxiliary Contactor | 25. Push Button, Mush. Red |
| 7. Block Term. | 26. Push Button, Ext. Red |
| 8. Braker Circuit | 27. Push Button, Flush Black |
| 9. Contactor | 28. Receptacle, Flanged |
| 10. Counter, Eclipse Series | 29. Relay |
| 11. Counter, Min. | 32. Switch Assembly Disconnect |
| 14. Fuse | 33. Switch Selector, Two Position |
| 19. Light Indicating, Amber | 34. Timing Relay |
| 20. Manual Motor Protector | 35. Transformer |
| 24. Push Button, Illum. Green | |



16

4

22



21

1

2

CTS

- 1. Air Cylinder
- 2. Air Cylinder Rodless
- 4. Backshroud Assembly
- 16. Guide Block
- 21. Motor Plate
- 22. Motor, Saw Arbor