






Parts Identification Guide
PIE012/0505

HT Vacuum Sizing Tank





HT Tank

- 1. Check Valve
- 2. T-Style Strainer
- 3. Heat Exchanger
- 4. Gasket
- 5. Handle
- 6. Yoke, Handle
- 7. Thermocouple
- 8. Temperature Gauge
- 9. Flow Controls
- 10. Slide Assembly
- 11. Linear Actuator
- 12. Vertical Adjustment Assembly
- 13. Vacuum Blower
- 14. Recirculation Pump
- 15. Stopper Valve