

Bolted Blender Stand For Value Economy

► Bolt-together construction

Great strength-to-weight ratio.

► Easy cleanout

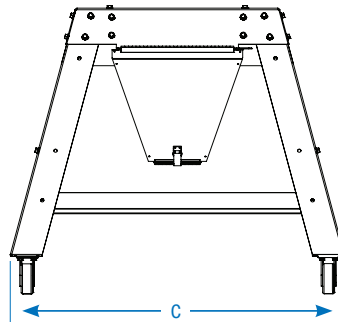
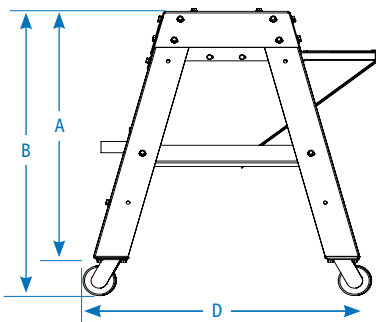
Built-in reservoir for fast and thorough material clean out.

► Easy to place and move

Models TBBS-B2 and TBBS-B5 include fork-lift provision (TBBS-B2 and TBBS-B5 models only).

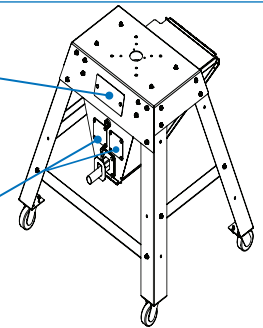
► Optional casters

Make movement easy (Model TBBS-B1 only).



Drawer magnet provision

Additional takeaway tube provision



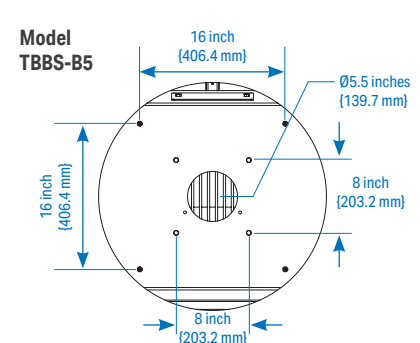
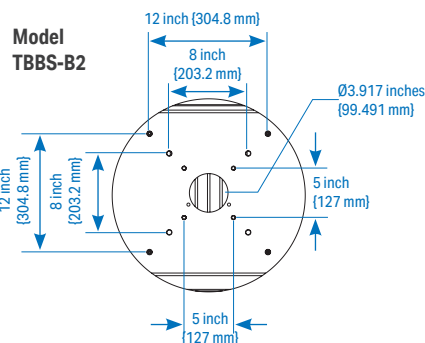
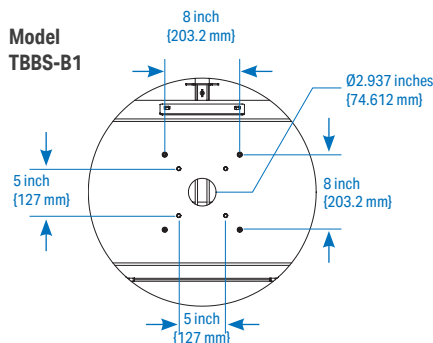
Models	TBBS-B1	TBBS-B2	TBBS-B5
Blender applications	TB45, TB100	TB45, TB100, TB250, TB500	TB100, TB250, TB500, TB900
Dimensions inches (mm)			
A - Height	33.0 {838}	32.5 {826}	40 {1016}
B - Height with casters	37.9 {963}	N/A	N/A
C - Depth	45.0 {1143}	53.5 {1359}	60 {1524}
D - Width	36.7 {932}	48.0 {1219}	48.4 {1229}
Reservoir capacity ft ³ {m ³ }	1 {0.02}	2 {0.05}	5 {0.14}
Takeaway tube OD inches (mm)*	1.5, 1.75, 2 {38.1, 44.5, 50.8}	1.5, 1.75, 2, 2.25, 2.5, 3 {38.1, 44.5, 50.8, 57.2, 63.5, 76.2}	1.5, 1.75, 2, 2.25, 2.5, 3 {38.1, 44.5, 50.8, 57.2, 63.5, 76.2}
Approx. weight of stand lb {kg}*	115 {52}	140 {64}	210 {95}

Specification Notes

* Blender stands are provided with one takeaway tube as standard. Up to two additional takeaway tubes can be included as an option.

Specifications may change without notice. Consult with a Conair representative for the most current information.

Mounting Pattern

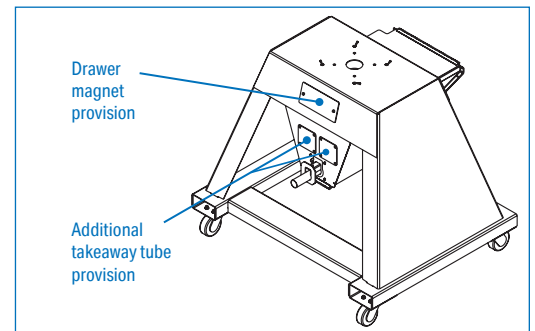
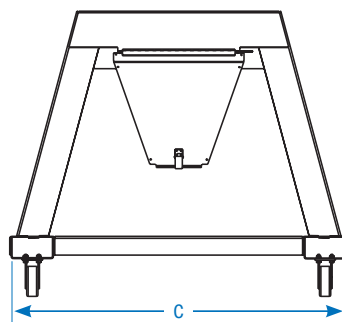
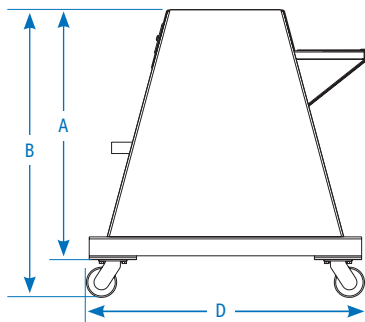


Welded Blender Stand Combination Stand/ Surge Bin

- **Sturdy welded construction**
Long-lasting construction provides years of operation.
- **Easy cleanout**
Built-in reservoir for fast and thorough material clean out.
- **Easy to place and move**
Design incorporates fork-lift user-friendly provision.
- **Optional casters**
Make movement easy (Model TBBS01 only).



Specifications



Models	TBBS01	TBBS02	TBBS05
Blender applications	TB45, TB100	TB45, TB100, TB250, TB500	TB100, TB250, TB500, TB900
Dimensions inches [mm]			
A - Height	33.0 {838}	32.5 {826}	40 {1016}
B - Height with casters	37.9 {963}	N/A	N/A
C - Depth	45.0 {1143}	53.5 {1359}	60 {1524}
D - Width	36.7 {932}	48.0 {1219}	48.4 {1229}
Reservoir capacity ft ³ [m ³]	1 {0.02}	2 {0.05}	5 {0.14}
Takeaway tube OD inches [mm]*	1.5, 1.75, 2 {38.1, 44.5, 50.8}	1.5, 1.75, 2, 2.25, 2.5, 3 {38.1, 44.5, 50.8, 57.2, 63.5, 76.2}	1.5, 1.75, 2, 2.25, 2.5, 3 {38.1, 44.5, 50.8, 57.2, 63.5, 76.2}
Approx. weight of stand lb [kg]*	100 {46}	120 {54}	170 {77}

Specification Notes

* Blender stands are provided with one takeaway tube as standard. Up to two additional takeaway tubes can be included as an option.

Specifications may change without notice. Consult with a Conair representative for the most current information.

Mounting Pattern

